

Domestic Market Highlights

- Sugarcane crushing season has entered its final stage of crushing in the states of Uttar Pradesh and Maharashtra.
- Around 532 sugar mills started their operations in the 2022-23 season as against 518 mills that operated last season. Till 31st March'2023, about 338 sugar mills have closed their crushing operations for the 2022-23 season, while 194 sugar mills are still operating in the country.
- Indian Sugar Mills Association estimates sugar production in India at 299.6 lakh tonne till 31st March 2023 against 309 lakh tonne during the corresponding date last year.
- During the previous month, the untimely rains have affected the sugarcane crop in Medak district. Overall crops like sugarcane, jowar, paddy, mango, tomato, papaya grown in 1500 acres, got damaged due to heavy rainfalls during past few days. However, in sugarcane losses were minimal as 85% of the crop has already been harvested.
- All India Sugar Trade Association, has revised its sugar production estimate downwards to 33.5 million tonne against 34.5 million tonne estimated earlier for the 2022-23 season. The decline in sugar production is due to the expectation of lower sugar recovery and yield from the key growing states. Domestic Consumption is estimated at 27.5 million tonne and exports of around 6 million tonne.

State-wise Sugar Production Estimate:

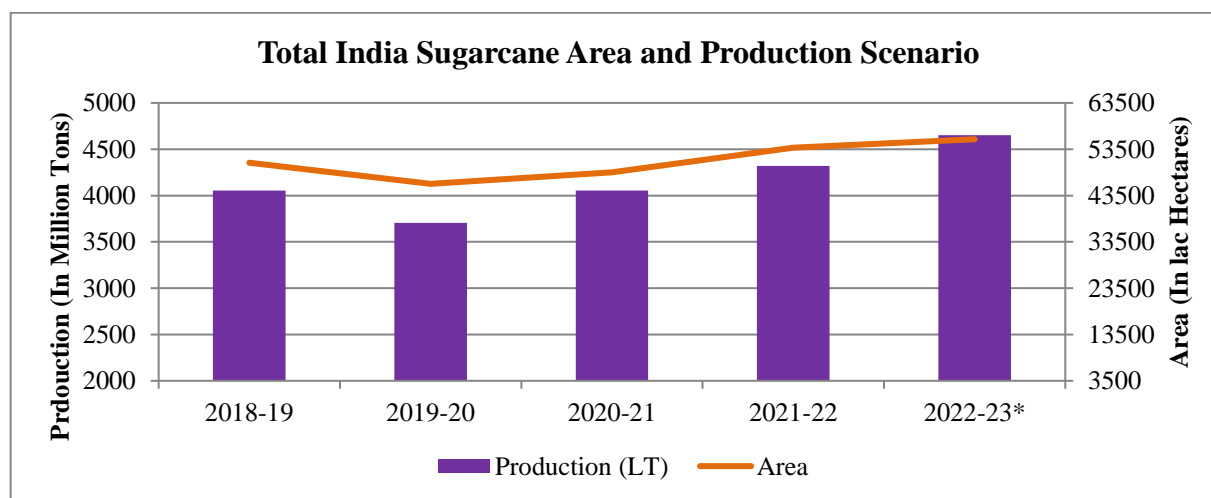
States	Season	
	2022-23	2021-22
Maharashtra	11.3	13.7
Uttar Pradesh	10.8	10.2
Karnataka	5.5	6.2
All India	34.5	35.8

Source: AISTA; Unit- Million Tonne

Production Estimates till 31st March 2023

S.No.	State	No. of Working Factories		Actual Sugar Production (after Diversion)	
		2022-23	2021-22	2022-23	2021-22
1	Uttar Pradesh	97	88	89.00	87.50
2	Maharashtra	18	167	104.20	118.8
3	Karnataka	4	21	55.20	57.20
4	Others*	75	90	51.20	46.40
Total		194	366	299.6	309.9

Source: ISMA; unit: Lakh tonne



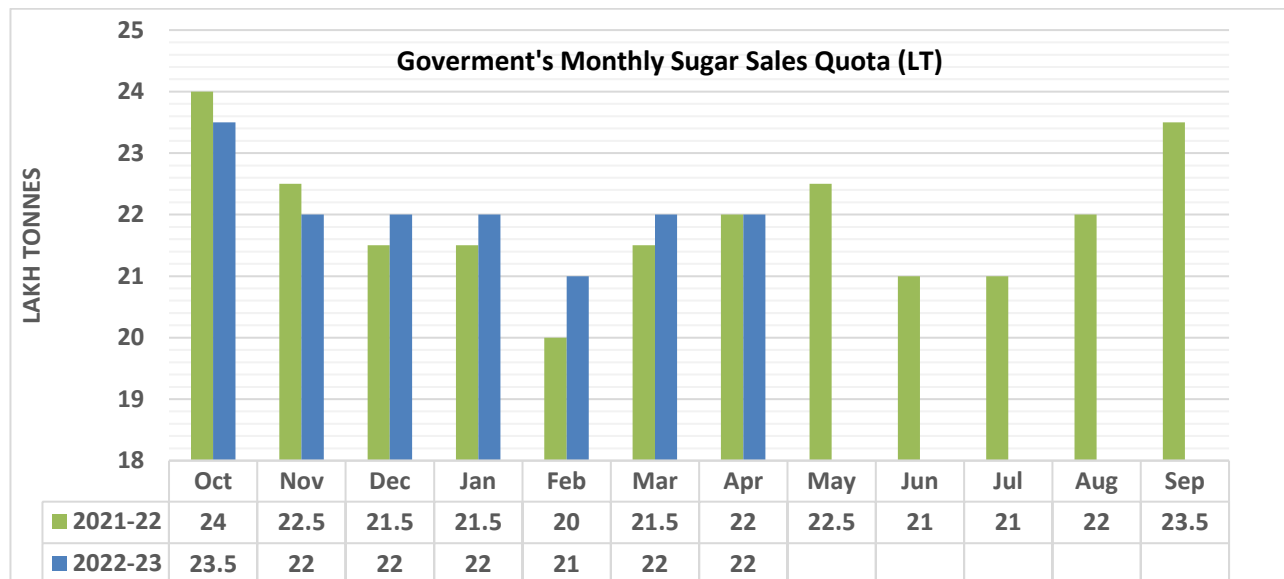
Source: dacnet.nic.in *01st Advance estimate

According to the Ministry of Agriculture and Farmer's Welfare First Advance estimate, total sugarcane production in India for the 2022-23 season is expected to be at 4734 lakh tonnes as compared to the previous season of 4318 lakh tones in the 2021-22 season. As per Agriwatch, the expectation of increase in Sugarcane production was mainly from Karnataka.

India's Sugar Production Estimate (LMT)		
	2021-22	2022-23*
AgriWatch	356	336
ISMA	360	340
USDA	368	358

Domestic Sales Quota:

- The food ministry has allocated 22 LMT monthly sugar quota for April 2023 which is the same as that of the previous season. The summer demand for sugar may pick up in the coming months and prices may see rise of Rs.60 to 80/quintal due to tighter supplies.

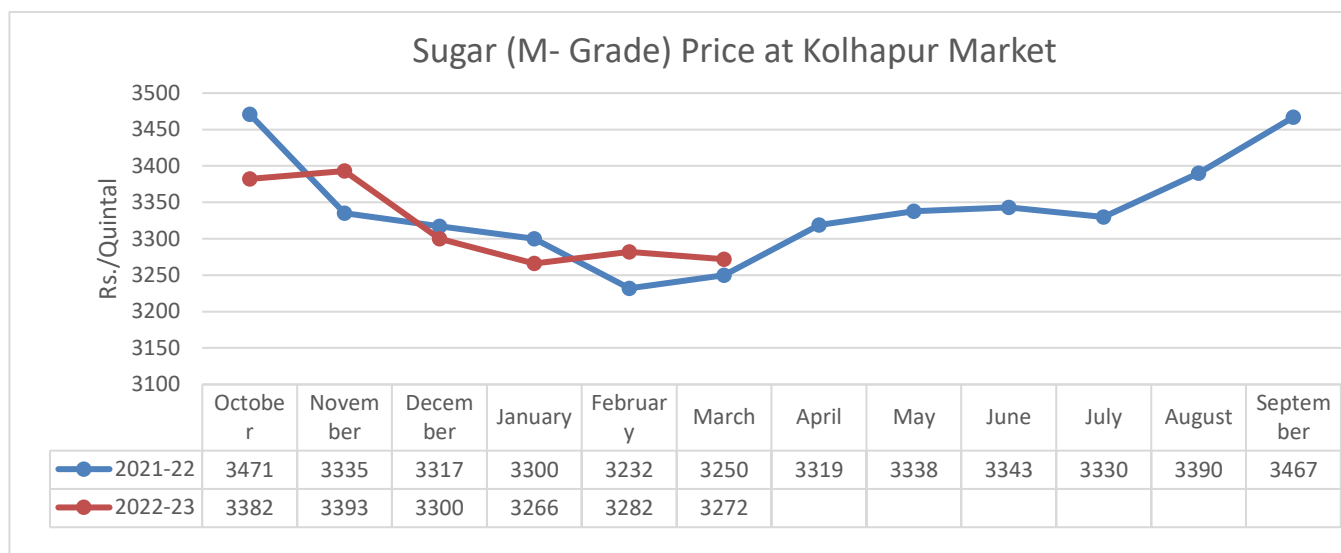


Sugar Prices:

Domestic sugar prices have increased amid tight supply, lower production expectations and increased summer demand in the market. The Sugar M-Grade at Kolhapur is trading at Rs.3400 per quintal.

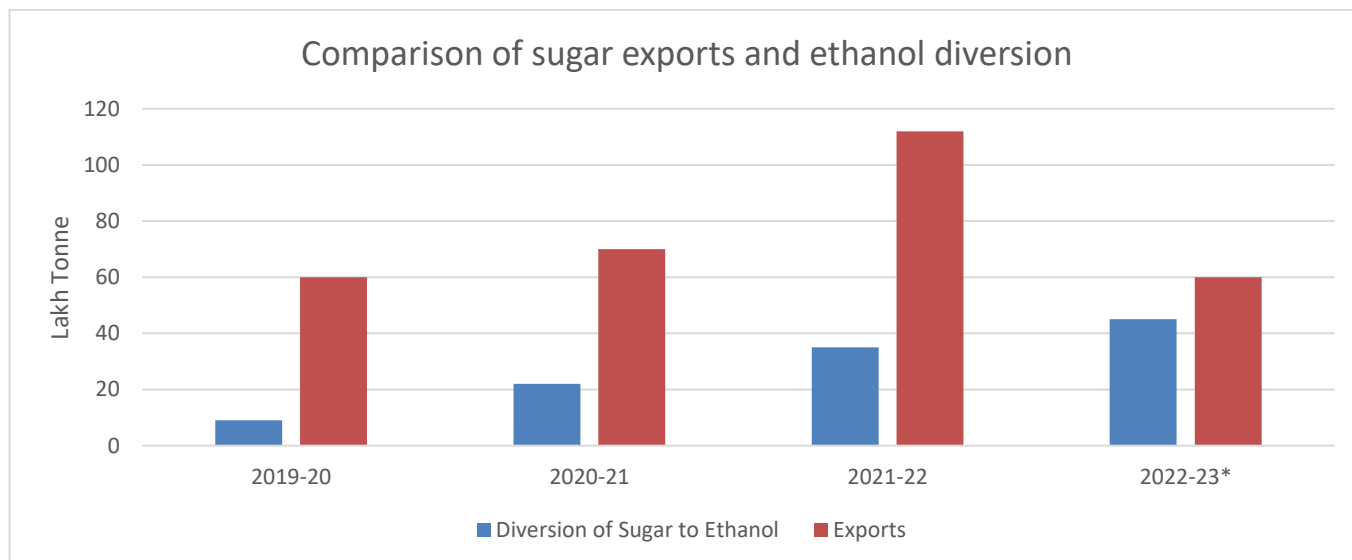
However, average price during March 2023 remained stable at 3272 per quintal around -0.3% down from previous month and 0.6% higher from previous season. For the coming April month prices are likely to trade higher but may trade moderate after the Brazil and Thailand sugar enter the market between Apr- end - May.

Also, sugar prices have continued to fall during the previous month i.e. March 2023 mainly due to improved crushing and surplus availability in the domestic market.



Source: AgriWatch

Sugar Export:



Source: AgriWatch

As per AgriWatch, Sugar exports during the 2022-23 season is expected to be 60 lakh tonne as the domestic prices are currently lower as compared to the international prices. Government has been encouraging sugar mills to divert sugar to ethanol and also to export surplus sugar so that sugar mills may make payments of cane dues to farmers in time and also mills may have better financial conditions to continue their operation for the coming season. About 45 lakh tonne of sugar is expected to be diverted for ethanol production during the 2022-23 season.

India's Sugar Export (Tonne)						
Year	170191		170199		1701	
	2021-22	2022-23	2021-22	2022-23	2021-22	2022-23
October	52,531.03	81.00	311755	278109.43	464842.58	462256.71
November	201.66	1,432.56	377308.62	352429.14	519030.7	669225.65
December	5,428.16	45,447.98	730087.99	857978.62	1098723.98	1586842.98
January	7,291.85	17,921.38	1691838.45	1394166.52	1691838.45	1394166.52
February						
March						
April						
May						
June						
July						
August						
September	123,904.49	22,635.23	331413.79	279384.67	595216.82	431593.73
TOTAL	189,357.19	87,518.15	3,442,403.85	3,162,068.38	4,369,652.53	4,544,085.59

Source: DGCIS

HS Code:

170199 SUGR REFIND NT CONTNG FRVRNG/COLRNG MATTER

1701 CANE/BEET SUGR CHMCLY PURE SUCRSE IN SOLID

170191 SUGR REFIND CONTNG FLVRNG OR CLRNG MATTER

India has a limited opportunity for exports during the 2022-23 season.

The Center South region Brazil indicates higher sugar production for the 2022-23 and 2023-24 seasons (April – March). As per market sources, the 2023-24 Sugar season in CS Brazil is set to recover to over 36 million tonnes of sugar production, up from 33 million tonnes estimated for 2022-23 season. This sugar will be available in the global market by May, 2023.

Similarly, Thailand production is also expected to be lower to around 10.5 million tonnes in 2022-23 season. The Raw sugar futures for May'2023 can be delivered up to 28th April, 2023. Therefore, Opportunity for Indian sugar mills to export maximum sugar is up to April, 2023.

Sugarcane dues:

Uttar Pradesh sugar mills had cleared around 54.73 % of cane dues of the 2022-23 sugar season. Overall, around 96 sugar mills are currently operating in the state. Sugar mills have crushed around 930 lakh tonne of sugarcane and sugar production has reached at 88.98 lakh tonne in the state.

Uttar Pradesh government is working to reduce the time period of cane payments from 10 days to a week. Presently, sugarcane farmers are getting their cane payments within 10 days. As per the sources, till 31st March 2023, sugarcane farmers in the state have received Rs. 21, 620 crore of cane payments

Sugar Balance Sheet

SUGAR BALANCE SHEET 2022-23(MMT)							
SUGAR BALANCE SHEET 2022-23(MMT)	2020-21	2021-22	2022-23*	Oct-Dec	Jan-Mar	Apr-Jun	Jul-Sep
Carry in stock	9.44	6.64	3.44	3.44	3.02	6.13	4.38
Estimated sugar production	30.9	35.6	33	8.45	12.2	7.25	5.1
Imports	0	0	0	0	0	0	0
Estimated sugar availability	40.34	42.24	36.44	11.89	15.22	13.38	9.48
Exports	7.2	11.6	6	2.12	2.24	1.4	0.24
Availability for domestic consumption	33.14	30.64	30.44	9.77	12.98	11.98	9.24
Estimates sugar consumption	26.5	27.2	27.4	6.75	6.85	7.6	6.2
Carry out stock	6.64	3.44	3.04	3.02	6.13	4.38	3.04

Source: AgriWatch; Unit MMT

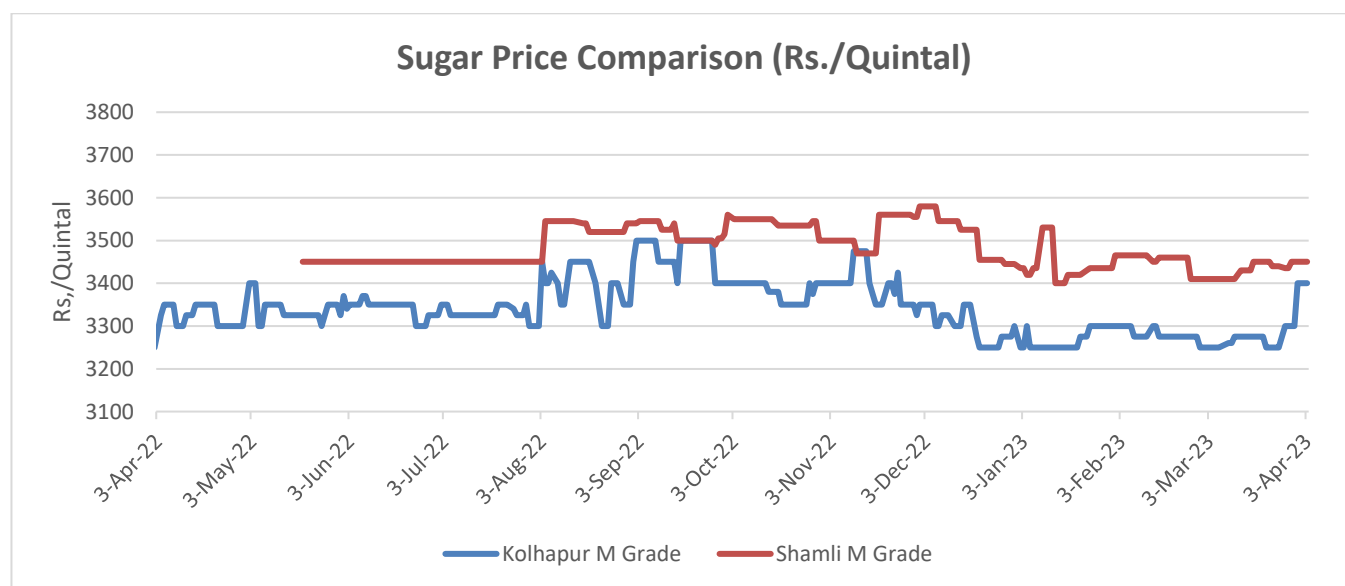
AgriWatch has revised its sugar production to reach 33.0 MMT in the 2022-23 season, lower from 2021-22 season due to poor sugar recovery expectations from Maharashtra and Uttar Pradesh along with heavy rainfall during the past months across India. Exports for the 2022-23 season are expected to be lower at 6.0 MMT. Further, domestic consumption is expected to improve in 2022-23 season to 27.2 MMT from 26.5 MMT in 2021-22 season.

Price Scenario of March 2023:

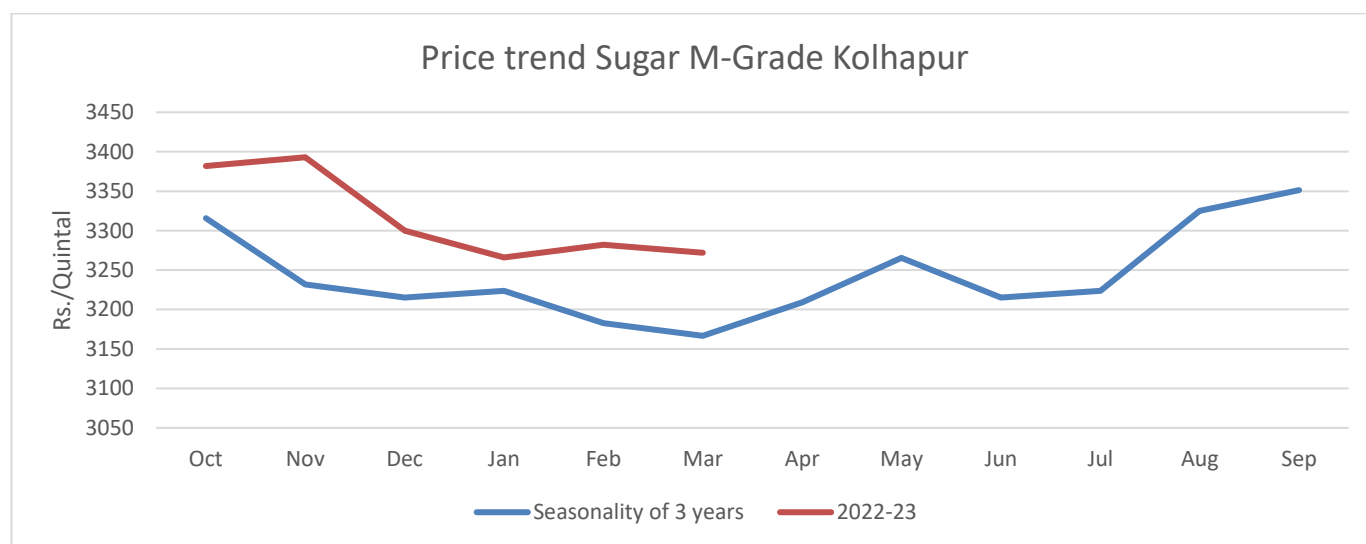
Sugar prices had decreased in the major markets across India last month due to improved supply in the domestic market. The average sugar prices were maintained at Rs.3415 per quintal in Delhi market. Prices in Maharashtra also stood slightly lower at Rs.3607/q in Mar'23 as compared to the previous month.

Price Projection for the Next Month:

As per AgriWatch estimates, spot sugar prices (M grade) in the benchmark Kolhapur market are likely to remain between Rs.3,300 -3,450 per quintal in April 2023. In Shamli market prices were trading steady at Rs. 3450 per Quintal. Prices are further likely to increase in the coming month due to expectation of increased demand tight supply.

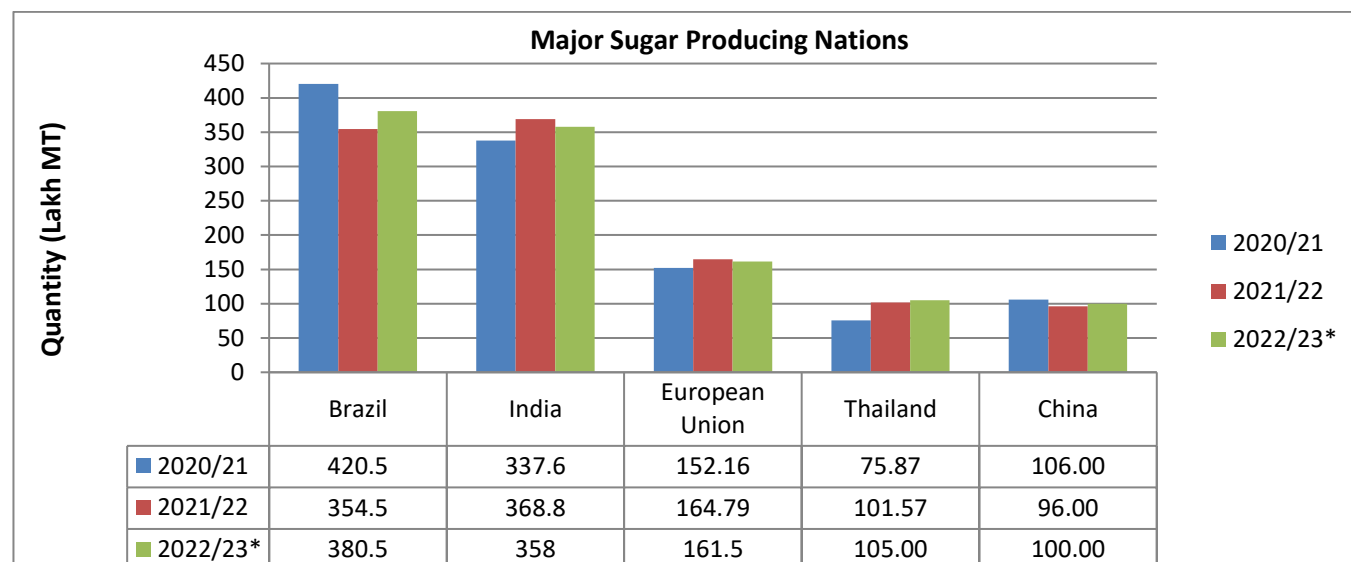


Seasonality:



For the current 2022-23 season, sugar prices continued to trade higher during Oct-Nov period as the harvesting was delayed and stocks were lower in the market. Between Dec-Mar prices continue to fall as sugarcane crushing entered its peak months and tapering of demand after the culmination of festive season pressurizing the market. But for the coming April month prices are expected to rise again as the supply remains tight due to lower production.

International Market



Source: USDA

Major Market Highlights:

International Sugar Organization has revised the sugar production estimated to rise from 172.52 million tonne to 180.43 million tonne for the 2022-23 season. Meanwhile, consumption is projected to rise to 176.280 million tonne, up from 174.773 million tonnes last season. The projected trade balance has a surplus of 0.404 million tonne in 2022-23 season and 0.765 million tonnes in 2021-22 season.

ISO's fundamental view has changed from neutral-to-bearish to neutral for the next three months. In mid-January, raw sugar prices rose sharply supported by speculators re-establishing long positions. Meanwhile, the market continues to face a futures board in backwardation.

World Sugar Balance Sheet				
Details	Season		Difference	
	2022-23	2021-22	In Million Tonne	Percentage Change
Production	180.431	172.526	7.905	4.58
Consumption	176.280	174.773	1.507	0.86
Surplus/Deficit	4.151	-2.247		
Import	63.863	63.968	-0.105	-0.16
Export	64.548	64.372	0.176	0.27
Ending Stock	103.386	99.920	3.466	3.47
Stock/Consumption ratio (%)	58.65	57.17		

Source: ISO; Unit: Million Tonne

Brazil:

- As per UNICA, In the 2023-24 season center-south regions of Brazil are expected to crush record sugarcane. Usually, sugar season in Brazil starts in April but the mills have started processing earlier as they are expecting a bumper crop this season. In the first half of March, around 24 mills have already started operations, and they have crushed about 608,000 tonnes of cane against 142,000 tonnes last year.
- In the second half of March, around 36 mills will start operations as per the group's projection taking the total number of operating mills to 60 as against 25 during the same period last year.

Thailand:

- Sugar production in Thailand has reached 10.998 million tonnes, raw value, which is 1.275 million more than which was produced by the same period last year. Besides the larger amount of cane crushed sugar output is aided this season by a record sugar extraction rate of 11.87% in raw value terms, up from 11.13% a year ago. Around 24 out of 57 sugar mills had ended cane-crushing operation by 18th March 23. The rate of mill closures suggests that the total crush may reach around 95 million tonnes this season.
- Daily cane crushing has fallen to around 250,000 tonnes and Thailand's total cane crush was 92.658 million tonnes as of 19th March 23, up from 87.362 million processed by the same period last year.

Sugar prices in Bangladesh have maintained an upward trend at both wholesale and retail level despite a reduction in import duty. After the reduction, the overall import cost of raw and refined sugar is expected to decline by Tk 6,500 and Tk 9,000 per tonne at the import stage, respectively. But despite that, the price of sugar remained higher, the price increase came amid continued supply shortage and a spike in demand due to Ramadan.

Earlier, The National Board of Revenue (NBR), Bangladesh has withdrawn import duty on both raw and refined sugar. NBR has issued a notification to withdraw a 3,000 taka (about \$28) specific duty on the import of raw sugar and a 6000 taka duty on refined sugar per tonne with immediate effect. The regulatory duty on the import of sugar was also reduced to 25% from 30%.

Indonesia is planning to import 215,000 tonne of sugar. With the increase in sugar demand due to Ramadan and Eid-ul-Fitr, Indonesian government is planning to import 215,000 tonne of sugar in the coming months. Sugar production in Indonesia during January-December 2023 period is expected to reach around 2.6 million tonne and the demand is likely to remain high at about 3.4 million tonne.

Sugar Season 2023-24:

- Sugar production is expected to pick up in the coming 2023-24 season. United States Meteorological Department has hinted at the threat of El Nino by the end of July, but is likely to have limited impact as, water reservoirs are full due to excess rainfall last year. Also, before the outbreak of El Nino, general rainfall is expected in the months of June-July. Hence, there is little possibility of adverse effects of El Nino on sugar production and the crushing season of 2023-24.

International Sugar Prices

The Raw Sugar futures ICE traded higher by 24.47 percent at Rs. 4,097 per Quintal. The LIFE Sugar traded higher at Rs. 5,182 per Quintal as compared to the previous season of Rs. 4,086 per Quintal.

International Sugar Futures ICE					(Rs/Qtl)	
Futures month	% Change over previous year	Today	Week ago	Month Ago	Year Ago	RBI Dollar
		2-Apr-23	27-Mar-22	4-Mar-22	3-Apr-22	3-Apr-23
May-23	24.47	4097	3772	3731	3292	82.38
Jul-23	23.26	4020	3721	3671	3261	
Oct-23	20.92	3954	3706	3678	3270	

(Source: mrci)

International Sugar Futures LIFFE					(Rs/Qtl)	
Futures month	% Change over the previous year	Today 2-Apr-23	Week ago 27-Mar-22	Month Ago 4-Mar-22	Year Ago 3-Apr-22	RBI Dollar 3-Apr-23
May-23	26.83	5182	4845	4711	4086	82.38
Aug-23	27.00	5090	4714	4572	4008	
Oct-23	26.03	4976	4607	4482	3948	

(Source: mrci)

International Sugar Futures Price Projection



LIFFE (White Sugar Exchange) Future Market Sugar Scenario (Mar'23 Contract)

Technical Commentary

As depicted in the above chart, overall trend remains sideways. Increase in open interest indicates slight buying strength. Overall, the prices are expected to trade range bound in the coming month.

International Sugar Futures Price Projection			
	Contract Month	Present Quote	Expected Price level for next Month
LIFFE Sugar (US \$/MT)	Mar'23	630.30	630-642



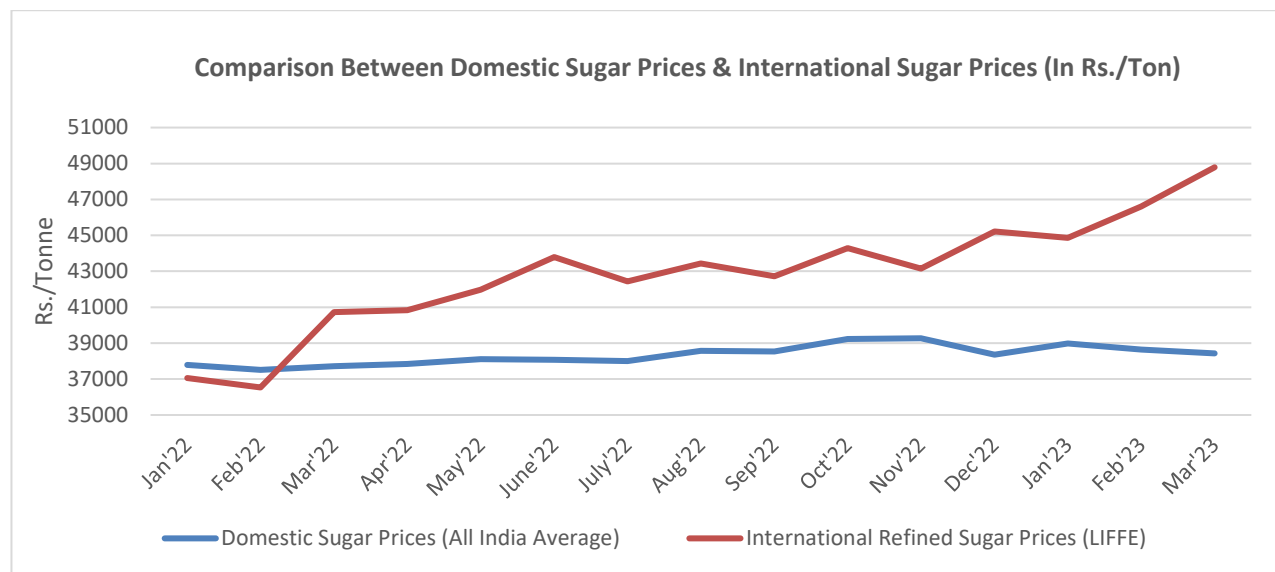
ICE (Raw Sugar Exchange) Future Market Scenario (May'23 Contract)

Technical Commentary:

As depicted in the above chart, prices remained up and intact during March month. Further prices are likely to trade sideways in the coming month.

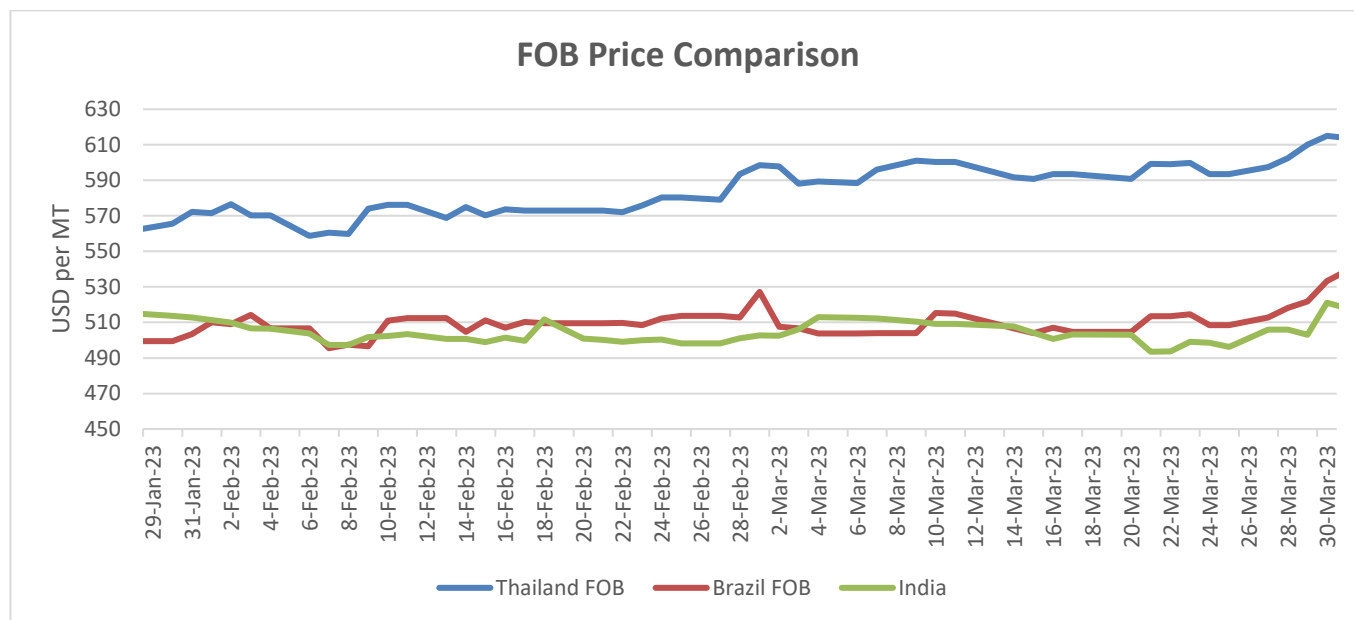
International Sugar Futures Price Projection			
	Contract Month	Present Quote	Expected Price level for next month
ICE Sugar #11 (US Cent/lb)	May'23	22.25	22.50-22.80

Comparison of Indian Sugar Prices (All India Average) and International Refined Sugar Prices (LIFFE)



Source: USDA and Agmark.net

Domestic sugar prices continued to stand lower during Mar'2023. Domestic prices stood at Rs. 38,429 per tonnes in Mar'22 compared to Rs. 38,642 per tonnes in Feb'2023. The average international sugar prices have increased around 5 percent in Mar'2023 to Rs.48,788 per tonnes from Rs. 46,607 per tonnes in Feb 2023. Also, domestic prices are likely to increase with improved demand in coming April month along with tight supply due to lower sales quota by the government.

FOB Price Comparison:


In all the respective countries, FOB prices were traded on a higher side during month under review. The new crop is expected to come in April 2023 from Brazil and Thailand. Whereas, in India low domestic prices along with restricted export to 60 LMT keeps export prices on downside.

Jaggery:

As per Agriwatch sources, due to improved demand along with tight supply, the jaggery prices in Uttar Pradesh have increased by Rs. 50 -100 per quintal. Chaku prices at the Muzaffarnagar market is currently at Rs.3200 per quintal.

The Karnataka government is planning to provide an industry tag on jaggery. Consumption of jaggery is likely to increase as the focus on sustainable lifestyle increased. India is the biggest exporter of jaggery and Karnataka is the third largest cane producer which can give an advantage to the state to increase jaggery production.

As per market sources, sugarcane farmers are demanding the government to make a policy for jaggery units so that farmers would not get exploited as few jaggery makers are procuring cane at lesser rates than State Advised Price in Haryana. The Haryana government has fixed the SAP of sugarcane at Rs. 362 per quintal and is yet to fix the SAP for the current season.

Muzaffarnagar Stock Update Jaggery	Stock As on Date (Quintal)	
	03-Apr-23	03-Apr-22
Chaku	612870	782495
Rascut	41768	30923
Papdi	145199	136799
Khurpa	27528	26618
Total	1150328	1350053
Difference	199725	

Source: AgriWatch

Jaggery Price at Muzaffarnagar Benchmark Market (Rs./Quintal)		
Forecast Date	Past Month	Coming Month
01-Apr-23	3230	3200-3400

Ethanol

Shree Renuka Sugars, Athani plant has increased its ethanol production capacity from 300 klpd to 450 klpd and at Munoli plant, the increase is from 120 klpd to 500 klpd.

As per ISMA, the sugar diverted for ethanol production between October to February was at 28.5 lakh tonne as compared with 21.9 lakh tonnes during the same period in the preceding year.

The Oil Marketing Companies, have proposed an allocation of around 400 crore litres at different OMC'S locations across the country. The state-wise allocation is mentioned below:

State-wise Allocation					
State	Sugarcane Juice	B-Heavy Molasses	C-Heavy Molasses	Damaged Food Grains	Surplus Food Grains
Andhra Pradesh	78822	58851	-	14466	4101
Assam	-	20116	-	-	30800
Bihar	16199	46797	4693	6167	99526
Chattisgarh	-	18801	-	17967	5800
Delhi	3502	73478	1499	13750	14750
Goa	6267	11552	-	-	-
Gujarat	51315	143113	8600	-	80149
Haryana	1000	85269	11453	14902	71162
Himachal Pradesh	-	-	-	3498	28789
J&K	-	600	-	200	9701
Jharkhand	-	10074	4500	24993	41486

Karnataka	137643	95647	2534	-	4000
Kerala	70824	68478	-	6715	6675
Madhya Pradesh	33605	78707	2066	545	4490
Maharashtra	338506	308395	1133	2000	4300
Odisha	-	32900	-	21679	-
Punjab	-	13932	5667	1352	108481
Rajasthan	-	78056	-	-	69554
Tamil Nadu	167535	157574	1807	-	4237
Telangana	62078	107987	-	6000	6334
Uttar Pradesh	276035	399874	4915	9681	22029
Uttarakhand	10400	19891	334	667	-
West Bengal	2001	11673	-	14056	74580
Total	1255732	1841665	49201	158638	690944

Ethanol production in Uttar Pradesh is likely to cross the 135 crore liters mark during the ongoing fiscal as more distilleries are engaged in producing ethanol in the last year. The distilleries in the state have produced 97 crore liters of ethanol during the 2021-22 fiscal.

Uttar Pradesh: Mill-wise Ethanol List (25/03/2023)

S.No	Factory Name	Opening Stock	Production To Date	Stock On Date	Sale in Hand	Last Sold Rate
		(in Lac B.L.)				(in Rs./litre)
		25th March 2023				
1	ANOOPSAHAR (ANOO)	3.46	47.19	4.5	44.98	59.08
2	GHOSI (GHOS)	3.7	22.25	2.69	27.54	59.08
3	KAIMGANJ (KAIM)	1.62	0	1.3	9.57	46.66
4	MAJHOLA (MAJH)	0	0	0	0	0
5	NANAUTA (NANA)	2.58	24.7	2.53	29.63	46.66
6	NANAPRA (NANP)	0	0	0	7	46.66
7	SAMPORNANAGAR (SAMP)	4.84	18.21	9.81	61.9	46.66
8	SATHIAON (SATN)	14.44	21.5	2.89	29.74	59.08
9	SNEH ROAD (SNEH)	0.13	70.08	9.78	92	59.08
Total		30.77	203.93	33.5	302.36	

Domestic Sugar Spot Prices:

Commodity	Centre	Variety	Average Prices (Rs/Qtl)		Change
Sugar			Mar'23	Feb'23	
Delhi	Delhi	M-Grade	3415	3415	-
	Delhi	S-Grade	3395	3395	-
Uttar Pradesh	Khatauli	M-Grade	3519	3542	-23
	Ramala	M-Grade	3440	3422	18
	Dhampur	M-Grade Ex-Mill	3467	3473	-6
	Dhampur	S-Grade Ex-Mill	3457	3465	-7
	Dhampur	L-Grade Ex-Mill	3517	3523	-6
Maharashtra	Mumbai	M-Grade	3607	3612	-5
	Mumbai	S-Grade	3399	3408	-8
	Nagpur	M-Grade	3399	3407	-9
	Nagpur	S-Grade	3323	3324	-1
	Kolhapur	M-Grade	3273	3282	-10
	Kolhapur	S-Grade	3196	3199	-3
Assam	Guhawati	S-Grade	3507	3511	-3
Meghalaya	Shillong	S-Grade	3515	3519	-3
Andhra Pradesh	Vijayawada	M-Grade (With Duty)	3775	3769	6
	Vijayawada	S-Grade (With Duty)	3738	3729	9
West Bengal	Kolkata	M-Grade	3873	3762	111
Tamil Nadu	Chennai	S-Grade (With GST)	3408	3400	8
	Dindigul	M-Grade (DCA)	3749	3851	-102
	Coimbatore	M-Grade (DCA)	3840	3840	Unch
Chattisgarh	Ambikapur	M-Grade (Without Duty)	3850	3836	14

Sugar Prices are in INR/Quintal. (1 Quintal=100 kg)

Commodity	Centre	Variety	Prices (Rs/Qtl)		Change
Jaggery(Gur)			Mar'23	Feb'23	
Uttar Pradesh	Muzaffarnagar	Chaku Sukha(Cold)	3230	3125	105
	Muzaffarnagar	Chaku(Arrival)(40kg Bag)	143000	162000	-19000
	Muzaffarnagar	Khurpa (Fresh)	2862	2757	104
	Muzaffarnagar	Laddoo (Fresh)	3180	3017	163

	Muzaffarnagar	Rascut (Fresh)	2614	2464	150
	Hapur	Chaurasa	2725	2910	-185
	Hapur	Balti	2869	3052	-183
Karnataka	Bangalore	Mudde (Average)	4821	4750	71
	Belgaum	Mudde (Average)	3400	3400	Unch
	Kalaburagi	Other (Average)	2800	2779	21
	Mahalingapura	Penti (Average)	3481	3520	-39
	Mandya	Achhu (Medium)	3850	3412	438
	Mandya	Kurikatu (Medium)	3572	3281	291
	Mandya	Other (Medium)	3572	3245	327
	Mandya	Yellow (Medium)	3704	3360	344
	Shimoga	Achhu (Average)	3641	3604	37

Retail and Wholesale Sugar & Gur Price

Retail Prices		
Commodity: Sugar & Gur (Rs./Kg.)		
Date	25-Mar-23	25-Mar-23
Centre	Sugar	Gur
NORTH ZONE		
CHANDIGARH	42	53
DELHI	41	52
HISAR	38	35
KARNAL	44	45
PANCHKULA	41	46
GURGAON	42	44
SHIMLA	45	41
MANDI	40	44
DHARAMSHALA	43	45
SOLAN	42	44
UNA	40	46
BILASPUR-HP	40	35

Daily Wholesale Prices		
Commodity: Sugar & Gur (Rs./Quintal)		
Date	25-Mar-23	25-Mar-23
Centre	Sugar	Gur
NORTH ZONE		
CHANDIGARH	3970	4450
DELHI	3700	3500
HISAR	3700	3200
KARNAL	3800	3800
PANCHKULA	3800	4200
GURGAON	4000	3800
SHIMLA	4050	3900
MANDI	3645	3790
DHARAMSHALA	3800	3800
SOLAN	3880	4000
UNA	3780	4000
BILASPUR-HP	3902	3200

CHAMBA	44	36
HAMIRPUR-HP	41	39
KULLU	42	38
SIRMOUR	42	41
KINNAUR	43	37
POONCH	48	46
KUPWARA	60	48
AMRITSAR	43	57
LUDHIANA	40	50
BATHINDA	41	45
BARNALA	42	41
HOSHIARPUR	40	50
FARIDKOT	40	40
KANPUR	40	42
VARANASI	46	58
AGRA	40	38
JHANSI	41	39
MEERUT	43	44
ALLAHABAD	44	51
GORAKHPUR	41	47
SAHARANPUR	41	47
BAREILLY	39	41
AYODHYA	39	43
MORADABAD	40	46
ALIGARH	40	43

CHAMBA	4225	3400
HAMIRPUR-HP	3807	3653
KULLU	3980	3600
SIRMOUR	3800	3600
KINNAUR	4249	3531
POONCH	4250	4200
KUPWARA	3950	3900
AMRITSAR	3900	4500
LUDHIANA	3800	4000
BATHINDA	3760	3800
BARNALA	4000	3700
HOSHIARPUR	3740	3850
FARIDKOT	3700	3700
KANPUR	3900	3900
VARANASI	4170	4900
AGRA	3780	3550
JHANSI	3920	3600
MEERUT	3830	3880
ALLAHABAD	3950	4240
GORAKHPUR	4000	4200
SAHARANPUR	3940	4128
BAREILLY	3640	3600
AYODHYA	3800	3800
MORADABAD	3700	4200
ALIGARH	3700	3750

MIRZAPUR (VINDHYANCHAL)	46	57
BANDA	39	41
AZAMGARH	43	56
GONDA (DEVIPATAN)	45	45
AMETHI	46	49
BARABANKI	41	49
BHADOHI	42	45
CHANDAUJI	40	41
FARRUKHABAD	40	36
GHAZIPUR	39	43
JAUNPUR	43	49
UP-PRATAPGARH	39	44
SAMBHAL	40	37
SANTKABIR NAGAR	40	46
SHAHJAHANPUR	40	43
SITAPUR	42	43
SULTANPUR	42	47
UNNAO	40	43
AMBEDKAR NAGAR	40	45
AMROHA	40	37
BAGHPAT	38	40
BIJNOR	41	44

MIRZAPUR (VINDHYANCHAL)	3810	4500
BANDA	3800	4000
AZAMGARH	3950	4060
GONDA (DEVIPATAN)	3800	4200
AMETHI	3960	4400
BARABANKI	3900	4200
BHADOHI	3900	4000
CHANDAUJI	3950	3900
FARRUKHABAD	3820	3500
GHAZIPUR	3800	4100
JAUNPUR	3850	3950
UP-PRATAPGARH	3720	4200
SAMBHAL	3700	3200
SANTKABIR NAGAR	3800	4100
SHAHJAHANPUR	3705	3440
SITAPUR	3850	3800
SULTANPUR	3850	3420
UNNAO	3800	3600
AMBEDKAR NAGAR	3600	3700
AMROHA	3800	3500
BAGHPAT	3680	3800
BIJNOR	3850	3900

BUDAUN	40	40
ETAH	40	40
FATEHPUR	40	46
GHAZIABAD	41	45
HARDOI	40	41
JALAUN	42	45
KAUSHAMBI	40	47
KUSHINAGAR	41	42
LAKHIMPUR KHERI	39	49
PILIBHIT	39	39
SHARWASTI	40	40
SIDDHARTH NAGAR	40	42
SONBHADRA	40	48
RAMPUR	39	35
BAHRAICH	40	46
BASTI	40	42
ETAWAH	40	40
MUZZAFARNAGAR	40	32
CHITRAKOOT	40	38
HAMIRPUR-UP	46	47
DEORIA	40	43
HAPUR	40	38
BULANDSHAHR	40	40
KANPUR DEHAT	40	40

BUDAUN	3680	3620
ETAH	3800	3400
FATEHPUR	3850	4000
GHAZIABAD	3700	3000
HARDOI	3700	3200
JALAUN	4000	3600
KAUSHAMBI	3800	4000
KUSHINAGAR	3800	3800
LAKHIMPUR KHERI	3800	4500
PILIBHIT	3690	3650
SHARWASTI	3730	3500
SIDDHARTH NAGAR	3800	3700
SONBHADRA	3840	4380
RAMPUR	3660	3450
BAHRAICH	3900	3500
BASTI	3800	3900
ETAWAH	3700	3000
MUZZAFARNAGAR	3780	2875
CHITRAKOOT	3700	3600
HAMIRPUR-UP	4250	4300
DEORIA	3800	3980
HAPUR	3700	3000
BULANDSHAHR	3900	3900
KANPUR DEHAT	3800	3800

HATHRAS	39	38
RAEBARELI	40	41
LALITPUR	41	39
MOHABA	40	46
GAUTAM BUDH NAGAR	40	48
AURAIYA	40	42
MAHARAJGANJ	40	42
BALRAMPUR	40	35
KANNAUJ	41	46
MATHURA	40	41
DEHRADUN	39	41
HALDWANI	40	50
RUDRAPUR	40	51
HARIDWAR	42	46
WEST ZONE		
RAIPUR	NR	NR
DURG	42	47
JAGDALPUR	39	47
DANTEWADA	40	52
DHAMTARI	40	53
RAJNANDGAON	42	53
PANAJI	40	58
MARGAO	39	55
WAGHAI	43	41
BODELI	40	42

HATHRAS	3800	3750
RAEBARELI	3750	3550
LALITPUR	3840	3540
MOHABA	3800	4380
GAUTAM BUDH NAGAR	3700	3300
AURAIYA	3800	4060
MAHARAJGANJ	3900	3400
BALRAMPUR	3700	3100
KANNAUJ	3825	4200
MATHURA	3810	3780
DEHRADUN	3600	3500
HALDWANI	3736	3306
RUDRAPUR	3800	3850
HARIDWAR	3900	4100
WEST ZONE		
RAIPUR	3600	3900
DURG	3600	3800
JAGDALPUR	3550	4300
DANTEWADA	3800	4800
DHAMTARI	3650	4200
RAJNANDGAON	3400	4500
PANAJI	3570	4200
MARGAO	3560	4150
WAGHAI	3900	3800
BODELI	3800	4000

BHOPAL	38	41
INDORE	42	50
GWALIOR	41	43
REWA	43	46
SAGAR	39	35
JHABUA	45	54
HOSHANGABAD	40	43
SHAHNOL	41	44
UJJAIN	40	42
MORENA	40	35
SIDHI	41	42
NARSHINPUR	39	35
RAISEN	38	36
SHEOPUR	40	40
AGAR MALWA	38	39
UMARIA	42	45
DEWAS	37	36
KHARGONE	NR	NR
SINGRAULI	46	46
CHHINDWARA	39	37
SEHORE	40	38
MP-ASHOKNAGAR	37	35
MUMBAI	44	71
NAGPUR	42	57
PUNE	46	39
NASHIK	39	53
MANGAON-RAIGAD	45	65
DHARNI	39	36
LATUR	35	37
AKLUJ	37	46

BHOPAL	3600	3700
INDORE	3730	3950
GWALIOR	3550	4000
REWA	3700	4300
SAGAR	3680	3325
JHABUA	3650	4000
HOSHANGABAD	3700	3800
SHAHNOL	3800	3700
UJJAIN	3800	3600
MORENA	3700	2960
SIDHI	3950	4200
NARSHINPUR	3755	2750
RAISEN	3650	3100
SHEOPUR	3800	3800
AGAR MALWA	3800	3500
UMARIA	3900	3500
DEWAS	3600	3300
KHARGONE	3800	4000
SINGRAULI	4300	3600
CHHINDWARA	3600	3300
SEHORE	3800	3600
MP-ASHOKNAGAR	3600	2800
MUMBAI	3500	4650
NAGPUR	3600	4500
PUNE	3700	3200
NASHIK	3500	3800
MANGAON-RAIGAD	3800	6000
DHARNI	3650	3200
LATUR	3440	3500
AKLUJ	3400	3800

ARNI YAVATMAL	39	53
CHANDRAPUR	43	50
KARAD SATARA	39	48
AHEMEDNAGAR	38	42
KHULTABAD	37	58
ISLAMPUR	38	47
KANKAVLI	40	51
PARTUR	38	40
GONDIA	36	38
JALGAON	38	46
AKOLA	39	46
JAIPUR	41	42
KOTA	42	49
UDAIPUR	44	51
BHARATPUR	40	40
AJMER	40	38
BIKANER	39	44
BUNDI	38	47
RAJSAMAND	39	39
ALWAR	39	39
BANSWARA	41	46
CHURU	39	38
DHOLAPUR	39	39
DUNGARPUR	46	54
HANUMANGARH	47	43
JALORE	40	41

ARNI YAVATMAL	3700	4200
CHANDRAPUR	3700	4500
KARAD SATARA	3500	3600
AHEMEDNAGAR	3600	3900
KHULTABAD	3600	5500
ISLAMPUR	3550	3440
KANKAVLI	3700	4200
PARTUR	3600	3000
GONDIA	3560	3500
JALGAON	3660	4400
AKOLA	3700	4000
JAIPUR	3800	3800
KOTA	3660	3490
UDAIPUR	4140	4950
BHARATPUR	3750	3500
AJMER	3665	3200
BIKANER	3800	3600
BUNDI	3700	3500
RAJSAMAND	3700	3200
ALWAR	3800	3800
BANSWARA	3900	4500
CHURU	3800	3500
DHOLAPUR	3800	3000
DUNGARPUR	3700	4100
HANUMANGARH	4450	4200
JALORE	3900	3400

JHALAWAR	41	45
JHUNJHUNU	40	38
KARALI	40	40
NAGAR	40	46
PALI	39	38
SIKAR	42	40
SIROHI	40	49
SRI GANGANAGAR	41	45
EAST ZONE		
PATNA	42	38
BHAGALPUR	44	49
PURNIA	43	42
DARBHANGA	40	42
GAYA	44	43
MUZZAFARPUR	41	43
SARAN	43	43
SAHARSA	42	58
MADHUBANI	43	44
ROHTAS (SASARAM)	44	40
MOTIHARI	42	43
SAMASTIPUR	41	45
KATIHAR	42	46
ARARIA	42	47
KHAGARIA	43	42
BANKA	43	40
ARWAL	40	36
AURANGABAD	40	40

JHALAWAR	3640	4350
JHUNJHUNU	3800	3500
KARALI	3700	3100
NAGAR	3700	4000
PALI	3400	3800
SIKAR	3900	3600
SIROHI	3900	3700
SRI GANGANAGAR	3800	4200
EAST ZONE		
PATNA	3900	3400
BHAGALPUR	3950	4300
PURNIA	3900	3800
DARBHANGA	3820	3400
GAYA	4000	3900
MUZZAFARPUR	3850	3800
SARAN	3800	3800
SAHARSA	4000	4150
MADHUBANI	3900	4000
ROHTAS (SASARAM)	3820	3600
MOTIHARI	4000	4000
SAMASTIPUR	3800	4200
KATIHAR	4000	4400
ARARIA	3800	3850
KHAGARIA	3800	4000
BANKA	3900	3500
ARWAL	3900	3400
AURANGABAD	4000	3400

BEGUSARAI	39	44
BHOJPUR ARA	47	49
BUXAR	41	40
GOPALGANJ	42	45
JAMUI	42	42
JEHANABAD	41	39
KAIMUR	43	39
KISHANGANJ	40	49
LAKHISARAI	41	42
MEDHEPURA	45	41
NALANDA	45	52
SHEIKHPURA	40	43
SHEOHAR	41	47
SITAMARHI	40	39
SIWAN	40	40
SUPAUL	42	38
VAISHALI	40	37
WEST CHAMPARAN	42	50
RANCHI	40	40
GUMLA	46	43
DHANBAD	42	45
JAMSHEDPUR (EAST SINGBHUM)	41	42
PAKUR	44	50
JAMTARA	43	41
BHUBANESHWAR	44	50

BEGUSARAI	3900	4000
BHOJPUR ARA	4000	4000
BUXAR	3850	3600
GOPALGANJ	4000	4500
JAMUI	3930	3910
JEHANABAD	3850	3200
KAIMUR	4000	3500
KISHANGANJ	3800	4600
LAKHISARAI	3900	3900
MEDHEPURA	3820	3400
NALANDA	4200	4080
SHEIKHPURA	3880	3800
SHEOHAR	4000	4400
SITAMARHI	3900	3500
SIWAN	3800	3800
SUPAUL	4100	3500
VAISHALI	3800	3400
WEST CHAMPARAN	4100	4100
RANCHI	3860	3980
GUMLA	4000	3600
DHANBAD	3850	3700
JAMSHEDPUR (EAST SINGBHUM)	4000	4000
PAKUR	4200	4800
JAMTARA	3950	3800
BHUBANESHWAR	3850	4200

CUTTACK	45	48
SAMBALPUR	43	37
ROURKELA	43	46
JEYPORE	40	44
BALASORE	42	52
BARIPADA	42	50
BALANGIR	40	37
ANGUL	42	42
BOUDHGARH	40	40
DHENKANAL	40	60
NABARANGPUR	40	57
NUAPADA	39	45
PARALAKHEMUNDI GAJAPATI	40	45
PURI	43	50
RAYAGADA	41	41
SONEPUR	42	44
BHADRAK	40	50
JHARSUGUDA	NR	NR
MALDA	43	47
RAIGANJ	43	55
NORTH EAST ZONE		
PORT BLAIR	51	71
MAYABUNDER	49	69

CUTTACK	4000	4200
SAMBALPUR	3800	3370
ROURKELA	3850	4100
JEYPORE	3640	4000
BALASORE	3700	4400
BARIPADA	3900	4200
BALANGIR	3650	3200
ANGUL	3800	3800
BOUDHGARH	3700	3500
DHENKANAL	4000	5200
NABARANGPUR	3900	3800
NUAPADA	3600	3600
PARALAKHEMUNDI GAJAPATI	4000	3000
PURI	4100	4300
RAYAGADA	3800	3800
SONEPUR	3750	3800
BHADRAK	3800	4000
JHARSUGUDA	NR	NR
MALDA	4200	4500
RAIGANJ	4050	4800
NORTH EAST ZONE		
PORT BLAIR	4600	6200
MAYABUNDER	4700	6300

CAR NICOBAR	55	85
GUWAHATI	44	45
GOALPARA	41	47
GOLAGHAT	42	65
MANGALDAI	43	60
MUSHALPUR	41	43
UDALGURI	44	58
MORIGAON	40	58
SONARI	43	58
TAMULPUR	40	39
SIVASAGAR	43	60
BISWANATH CHARIALI	43	53
DIBRUGARH	44	55
KARIMGANJ	41	43
MAJULI	48	60
SONITPUR TEZPUR	NR	NR
HAFLONG	50	80
AS-LAKHIMPUR	44	51
SHILLONG	44	70
TURA	45	80
JOWAI	45	70
SOHRA	45	100
NONGPOH	45	60

CAR NICOBAR	5200	8000
GUWAHATI	4000	4100
GOALPARA	4000	4000
GOLAGHAT	4050	5500
MANGALDAI	4050	4500
MUSHALPUR	3900	4000
UDALGURI	4000	5600
MORIGAON	3900	5000
SONARI	4000	3840
TAMULPUR	3900	3600
SIVASAGAR	3920	3700
BISWANATH CHARIALI	4000	4500
DIBRUGARH	3960	4000
KARIMGANJ	3890	3550
MAJULI	4200	4700
SONITPUR TEZPUR	NR	NR
HAFLONG	4500	6200
AS-LAKHIMPUR	4250	4450
SHILLONG	4200	5800
TURA	4000	7000
JOWAI	4000	6000
SOHRA	4300	9000
NONGPOH	4000	5500

CHAMPHAI	50	133
SERCHHIP	49	110
DIMAPUR	45	80
GANGTOK	48	60
GYALSHING	50	60
NAMCHI	45	50
SORENG	50	46
MANGAN	50	66
AGARTALA	49	52
DHARMANAGAR	43	53
BELONIA	45	85
TR-UDAIPUR	45	46
SOUTH ZONE		
VIJAYWADA	43	55
VISAKHAPATNAM	41	55
KURNOOL	40	60
TIRUPATHI	45	58
DHARWAD	39	53
MANGALORE	37	58
MYSORE	40	60
BENGALURU (EAST RANGE)	39	52
BELAGAVI	38	48

CHAMPHAI	4500	11000
SERCHHIP	4600	9000
DIMAPUR	4200	7500
GANGTOK	4500	5000
GYALSHING	4500	5000
NAMCHI	4500	5000
SORENG	4500	4400
MANGAN	4000	5500
AGARTALA	4000	4200
DHARMANAGAR	4060	5000
BELONIA	4100	6900
TR-UDAIPUR	4080	4300
SOUTH ZONE		
VIJAYWADA	3700	5000
VISAKHAPATNAM	3760	4800
KURNOOL	3500	4200
TIRUPATHI	4000	5000
DHARWAD	3400	4800
MANGALORE	3700	4800
MYSORE	3400	4600
BENGALURU (EAST RANGE)	3560	4500
BELAGAVI	3600	3900

KALABURAGI	38	43
TUMAKURU	39	59
BELLARY	38	42
DHAVANAGERE	38	53
SHIVAMOGGA	38	43
VIJAYAPUR	37	55
RAMANAGARA	38	49
RAICHUR	39	42
CHAMARAJANAGAR	39	52
KOLAR	40	51
HAVERI	33	39
BAGALKOT	38	42
BANGALORE RURAL	39	49
CHIKKABALLAPUR	40	50
CHITRADURGA	39	48
GADAG	41	42
HASSAN	38	48
KODAGU	40	41
UDUPI	38	44
UTTARA KANNADA	42	47
VIJAYANAGARA	36	43
T.PURAM	41	73

KALABURAGI	3450	3950
TUMAKURU	3600	4600
BELLARY	3500	3800
DHAVANAGERE	3600	3800
SHIVAMOGGA	3600	3900
VIJAYAPUR	3600	3800
RAMANAGARA	3700	4700
RAICHUR	3400	4000
CHAMARAJANAGAR	3700	4500
KOLAR	3800	5000
HAVERI	2600	2800
BAGALKOT	3550	3900
BANGALORE RURAL	3560	4500
CHIKKABALLAPUR	3600	4000
CHITRADURGA	3700	4500
GADAG	3800	3600
HASSAN	3600	4500
KODAGU	3000	3600
UDUPI	3500	3800
UTTARA KANNADA	3500	4000
VIJAYANAGARA	NR	3700
T.PURAM	3800	4900

ERNAKULAM	41	61
KOZHIKODE	43	60
THRISSUR	43	64
PALAKKAD	40	51
WAYANAD	38	52
KASARGOD	39	42
KOTTAYAM	40	58
PATHANAMTHITTA	40	65
ALAPUZHA	40	60
KOLLAM	43	66
IDUKKI	40	57
KANNUR	NR	NR
MALAPURAM	39	52
PUDUCHERRY	38	50
CHENNAI	40	56
CUDDALORE	38	51
DHARMAPURI	38	45
VELLORE	38	53
RAMANATHAPURAM	38	49
HYDERABAD	36	51
KARIMNAGAR	40	56
WARANGAL	41	54
ADILABAD	36	49

ERNAKULAM	3660	4800
KOZHIKODE	3700	4500
THRISSUR	3720	4100
PALAKKAD	3660	4400
WAYANAD	3650	4200
KASARGOD	3760	3800
KOTTAYAM	3775	5000
PATHANAMTHITTA	3275	5500
ALAPUZHA	3700	4600
KOLLAM	3720	4700
IDUKKI	3700	4600
KANNUR	NR	NR
MALAPURAM	3780	4500
PUDUCHERRY	3600	4700
CHENNAI	3800	4900
CUDDALORE	3600	4800
DHARMAPURI	3600	4000
VELLORE	3560	4700
RAMANATHAPURAM	3600	4500
HYDERABAD	3400	4300
KARIMNAGAR	3400	4800
WARANGAL	3900	5100
ADILABAD	3500	4200

SURYAPET	47	55
JADCHERLA	39	55
KHAMMAM	38	50
MEDCHAL	38	44
NIZAMABAD	42	65
SANGAREDDY	40	60
Average Price	41.75	48.96
Maximum Price	60	133
Minimum Price	33	32
Modal Price	40	42

SURYAPET	3700	5500
JADCHERLA	3700	5000
KHAMMAM	3400	4200
MEDCHAL	3450	4300
NIZAMABAD	3800	5500
SANGAREDDY	3800	5800
Average Price	3858.13	4153.88
Maximum Price	5200	11000
Minimum Price	2600	2750
Modal Price	3800	3800

Disclaimer

The information and opinions contained in the document have been compiled from sources believed to be reliable. The company does not warrant its accuracy, completeness and correctness. Use of data and information contained in this report is at your own risk. This document is not, and should not be construed as, an offer to sell or solicitation to buy any commodities. This document may not be reproduced, distributed or published, in whole or in part, by any recipient hereof for any purpose without prior permission from the Company. IASL and its affiliates and/or their officers, directors and employees may have positions in any commodities mentioned in this document (or in any related investment) and may from time to time add to or dispose of any such commodities (or investment). Please see the detailed disclaimer at © 2023 Indian Agribusiness Systems Ltd.