

Domestic Market Highlights

- Sugarcane crushing season has entered its final stage of crushing in the states of Uttar Pradesh and Karnataka. Sugarcane crushing is likely to get over by 25th May 2023 across India for the 2022-23 season.
- Indian Sugar Mills Association has revised its All-India sugar production estimate for 2022-23 Season at 328 lakh tonne, after considering diversion of about 40 lakh tonne of sugar equivalent into ethanol. Previously, ISMA has estimated sugar production at 340 lakh tonne.

States	Sugar Production (Lakh Tones)	
	Revised Estimate	Previous Estimate
Uttar Pradesh	105	101
Maharashtra	105	121
Karnataka	57	56
Tamil Nadu	16	16
Gujarat	10	12
Others	35	2
Total End of season	328	340

- Indian Sugar Mills Association estimates sugar production in India at 311 lakh tonne till 15th April 2023 against 328 lakh tonne during the corresponding date last year. While, AgriWatch has estimated overall production at 330 lakh tonne for the 2022-23 season.
- Also, The All India Sugar Trade Association, has revised its sugar production estimate downwards to 33.5 million tonne against 34.5 million tonne estimated earlier for the 2022-23 season. The decline in sugar production is due to the expectation of lower sugar recovery and yield from the key growing states. Domestic Consumption is estimated at 27.5 million tonne and exports of around 6 million tonne.

State-wise Sugar Production Estimate:

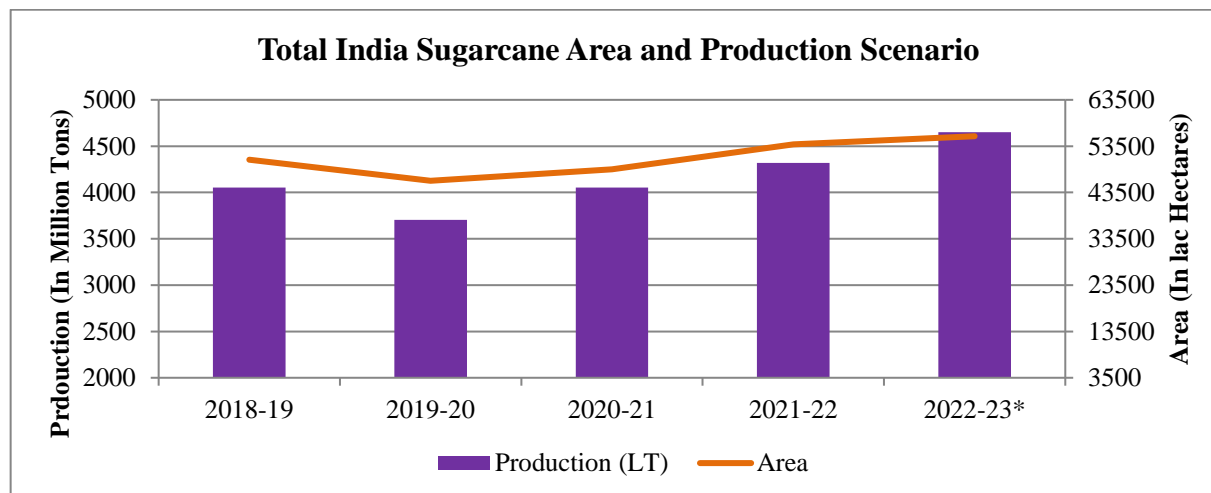
States	Season	
	2022-23	2021-22
Maharashtra	11.3	13.7
Uttar Pradesh	10.8	10.2
Karnataka	5.5	6.2
All India	34.5	35.8

Source: AISTA; Unit- Million Tonne

Production Estimates till 15th April 2023

S.No.	State	No. of WorkingFactories		Actual Sugar Production (after Diversion)	
		2022-23	2021-22	2022-23	2021-22
1	Uttar Pradesh	77	68	96.6	94.4
2	Maharashtra	-	153	105.0	126.5
3	Karnataka	2	6	55.3	58.0
4	Others*	53	78	54.1	49.8
Total		132	305	311.0	328.7

Source: ISMA; unit: Lakh tonne



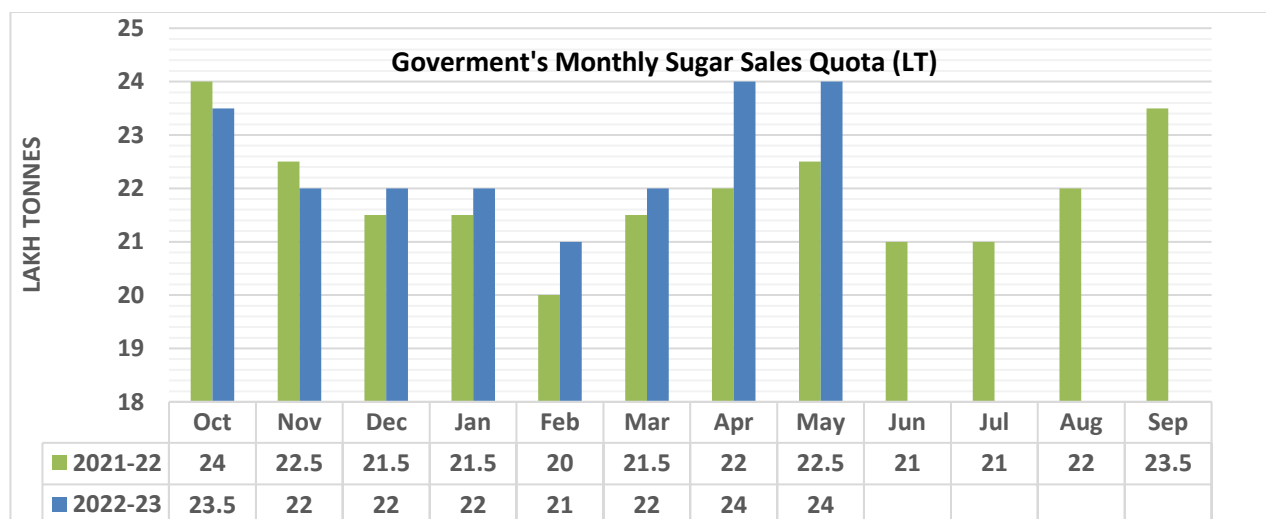
Source: dacnet.nic.in *01st Advance estimate

According to the Ministry of Agriculture and Farmer's Welfare First Advance estimate, total sugarcane production in India for the 2022-23 season is expected to be at 4734 lakh tonnes as compared to the previous season of 4318 lakh tones in the 2021-22 season. As per Agriwatch, the expectation of increase in Sugarcane production was mainly from Karnataka.

India's Sugar Production Estimate (LMT)		
	2021-22	2022-23*
AgriWatch	356	330
ISMA	360	328
USDA	368	358

Domestic Sales Quota:

- The Food Ministry has allocated 24 LMT monthly sugar quota for May 2023 which is 1.5 LMT higher as that of the previous season. Government has increased the quota to prevent any further rise in prices in the coming month. With this increased supply, there is a possibility that prices may get corrected in the coming days.

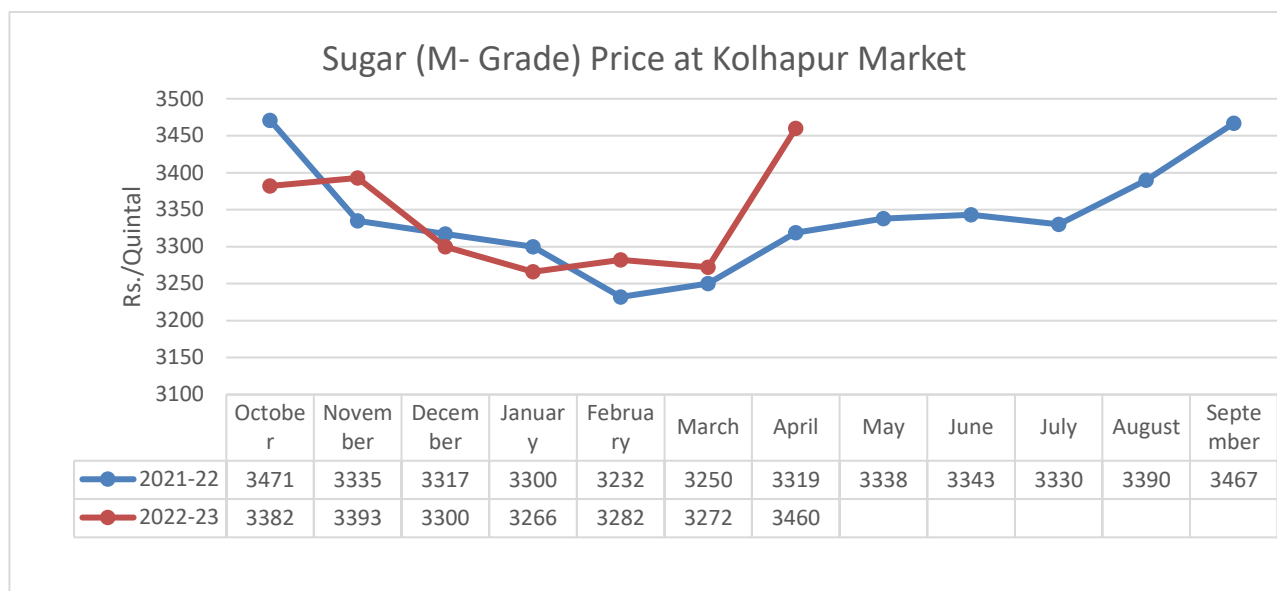


Sugar Prices:

Domestic sugar prices have increased amid tight supply, lower production expectations and increased summer demand in the market. The Sugar M-Grade at Kolhapur is trading at Rs.3500 per quintal.

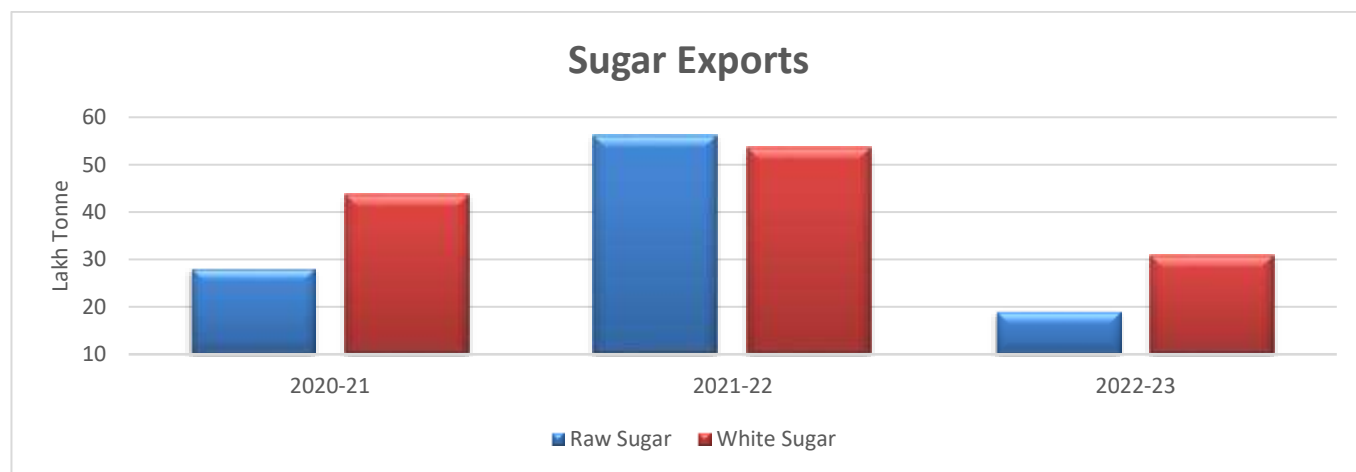
Average price during April 2023 traded higher at Rs. 3460 per quintal around 5% higher from previous month and 4% higher from previous season. For the coming May month prices are likely to trade higher due to improved summer demand.

Also, sugar prices have continued to increase during the previous month i.e. April 2023 mainly due to improved demand and limited supply in the domestic market.



Source: AgriWatch

Sugar Export:



Source: AgriWatch

As per the market sources, the Centre is set to ban exports of sugar amid a decline in production, during the 2022-23 season, mills have so far dispatched around 58 LT for sugar. The government has already capped sugar exports at 60 LT for the current season. The ban would, then, effectively apply only on 2 LT, but will have an impact on market sentiment and check any inflationary trend.

As per AgriWatch, Sugar exports during the 2022-23 season is expected to be 60 lakh tonne as the domestic prices are currently lower as compared to the international prices. Government has been encouraging sugar

mills to divert sugar to ethanol and also to export surplus sugar so that sugar mills may make payments of cane dues to farmers in time and also mills may have better financial conditions to continue their operation for the coming season. About 45 lakh tonne of sugar is expected to be diverted for ethanol production during the 2022-23 season.

India's Sugar Export (Tonne)						
Year	170191		170199		1701	
	2021-22	2022-23	2021-22	2022-23	2021-22	2022-23
October	52,531.03	81.00	311755	278109.43	464842.58	462256.71
November	201.66	1,432.56	377308.62	352429.14	519030.7	669225.65
December	5,428.16	45,447.98	730087.99	857978.62	1098723.98	1586842.98
January	7,291.85	17,921.38	1691838.45	1394166.52	1691838.45	1394166.52
February	14,342.54	121301	537092.54	385087.5	1258807.4	1166623.53
March						
April						
May						
June						
July						
August						
September	123,904.49	22,635.23	331413.79	279384.67	595216.82	431593.73
TOTAL	203,699.73	208819	3,979,496.39	3,547,155.88	5,628,459.93	5,710,709.12

Source: DGCIS

HS Code:

170199 SUGR REFINED NT CONTNG FRVRNG/COLRNG MATTER

1701 CANE/BEET SUGR CHMCLY PURE SUCRSE IN SOLID

170191 SUGR REFINED CONTNG FLVRNG OR CLRNG MATTER

Sugarcane dues:

Uttar Pradesh sugar mills had cleared around 54.73 % of cane dues of the 2022-23 sugar season. Overall, around 96 sugar mills are currently operating in the state. Sugar mills have crushed around 930 lakh tonne of sugarcane and sugar production has reached at 88.98 lakh tonne in the state.

Uttar Pradesh government is working to reduce the time period of cane payments from 10 days to a week. Presently, sugarcane farmers are getting their cane payments within 10 days. As per the sources, till 31st March 2023, sugarcane farmers in the state have received Rs. 21, 620 crore of cane payments

Sugar Balance Sheet

SUGAR BALANCE SHEET 2022-23(MMT)							
SUGAR BALANCE SHEET 2022-23(MMT)	2020-21	2021-22	2022-23*	Oct-Dec	Jan-Mar	Apr-Jun	Jul-Sep
Carry in stock	9.44	6.64	3.44	3.44	3.02	6.13	4.38
Estimated sugar production	30.9	35.6	33	8.45	12.2	7.25	5.1
Imports	0	0	0	0	0	0	0
Estimated sugar availability	40.34	42.24	36.44	11.89	15.22	13.38	9.48
Exports	7.2	11.6	6	2.12	2.24	1.4	0.24
Availability for domestic consumption	33.14	30.64	30.44	9.77	12.98	11.98	9.24
Estimates sugar consumption	26.5	27.2	27.4	6.75	6.85	7.6	6.2
Carry out stock	6.64	3.44	3.04	3.02	6.13	4.38	3.04

Source: AgriWatch; Unit MMT

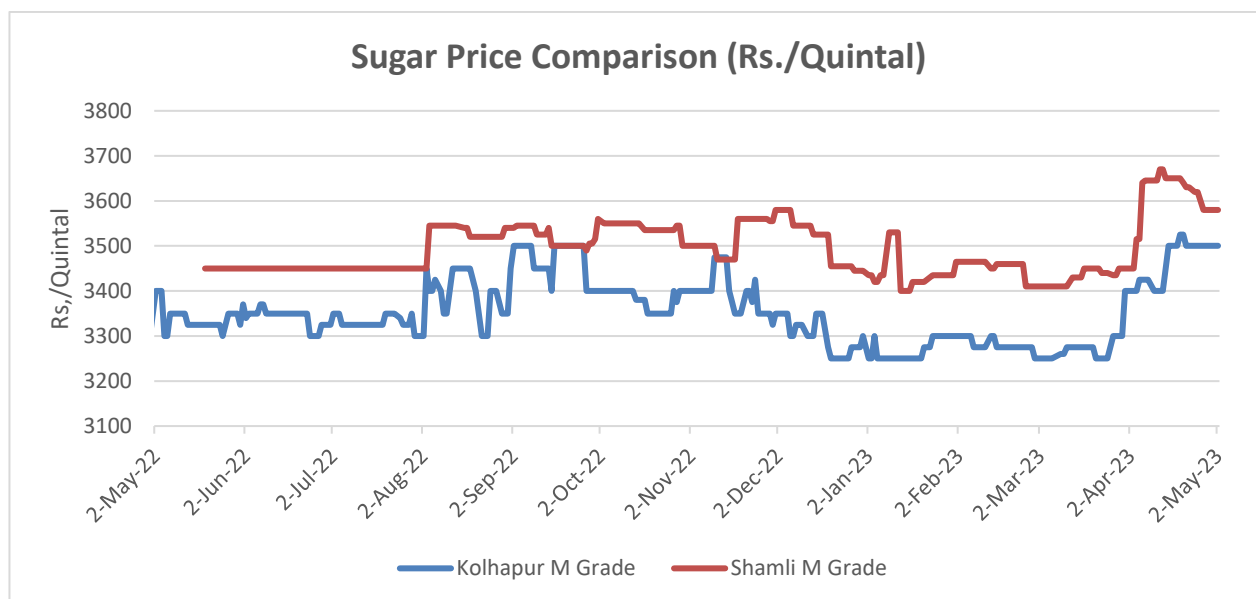
AgriWatch has revised its sugar production at 33.0 MMT in the 2022-23 season, lower from 2021-22 season due to poor sugar recovery expectations from Maharashtra and Uttar Pradesh along with heavy rainfall during the past months across India. Exports for the 2022-23 season are expected to be lower at 6.0 MMT. Further, domestic consumption is expected to improve in 2022-23 season to 27.2 MMT from 26.5 MMT in 2021-22 season.

Price Scenario of April 2023:

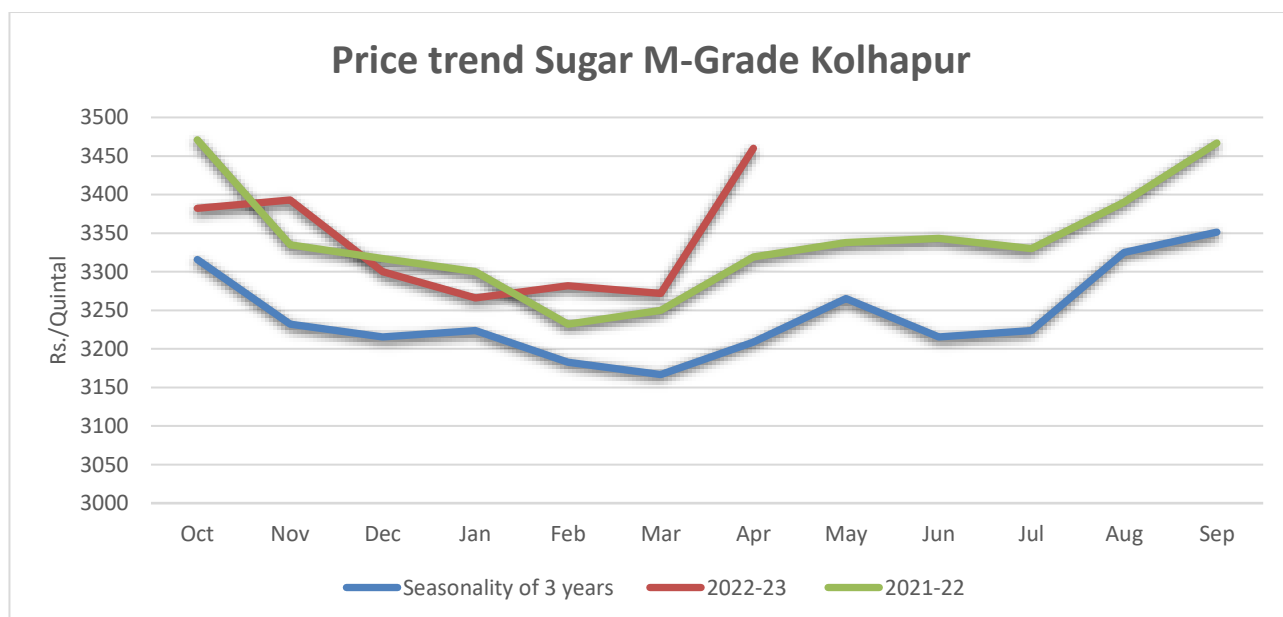
Sugar prices had increased in the major markets across India last month due to limited supply in the domestic market. The average sugar prices were higher at Rs.3611 per quintal in Delhi market. Prices in Maharashtra also stood slightly lower at Rs.3691/q in Apr'23 as compared to the previous month.

Price Projection for the Next Month:

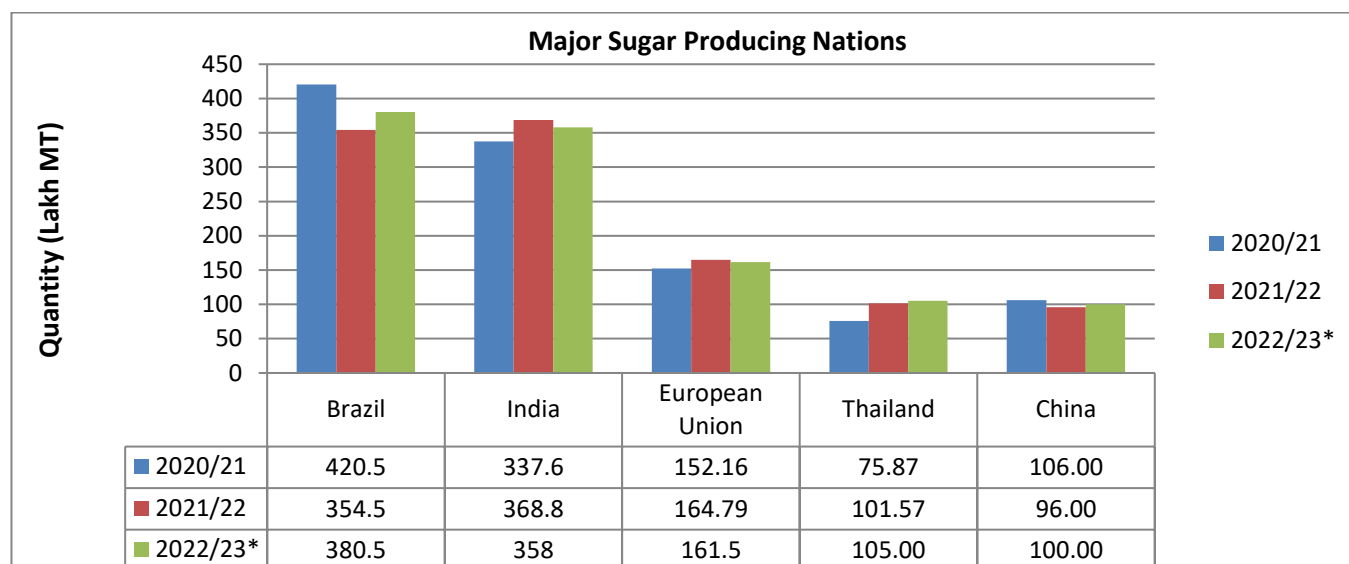
As per AgriWatch estimates, spot sugar prices (M grade) in the benchmark Kolhapur market are likely to remain between Rs.3,400 -3,550 per quintal in May 2023. In Shamli market prices were trading steady at Rs. 3570 per Quintal. Prices are further likely to increase in the coming month due to expectation of increased demand tight supply.



Seasonality:



For the current 2022-23 season, sugar prices continued to trade higher during Oct-Nov period as the harvesting was delayed and stocks were lower in the market. Between Dec-Mar prices continue to fall as sugarcane crushing entered its peak months and tapering of demand after the culmination of festive season pressurizing the market. But during the past month prices traded higher as the supply remains tight due to lower production.

International Market


Source: USDA

Major Market Highlights:

International Sugar Organization has revised the sugar production estimated to rise from 172.52 million tonne to 180.43 million tonne for the 2022-23 season. Meanwhile, consumption is projected to rise to 176.280 million tonne, up from 174.773 million tonnes last season. The projected trade balance has a surplus of 0.404 million tonne in 2022-23 season and 0.765 million tonnes in 2021-22 season.

ISO's fundamental view has changed from neutral-to-bearish to neutral for the next three months. In mid-January, raw sugar prices rose sharply supported by speculators re-establishing long positions. Meanwhile, the market continues to face a futures board in backwardation.

World Sugar Balance Sheet				
Details	Season		Difference	
	2022-23	2021-22	In Million Tonne	Percentage Change
Production	180.431	172.526	7.905	4.58
Consumption	176.280	174.773	1.507	0.86
Surplus/Deficit	4.151	-2.247		
Import	63.863	63.968	-0.105	-0.16
Export	64.548	64.372	0.176	0.27
Ending Stock	103.386	99.920	3.466	3.47
Stock/Consumption ratio (%)	58.65	57.17		

Source: ISO; Unit: Million Tonne

Brazil:

- As per UNICA, In the 2023-24 season center-south regions of Brazil are expected to crush record sugarcane. Usually, sugar season in Brazil starts in April but the mills have started processing earlier as they are expecting a bumper crop this season. In the first half of March, around 24 mills have already started operations, and they have crushed about 608,000 tonnes of cane against 142,000 tonnes last year.
- In the second half of March, around 36 mills will start operations as per the group's projection taking the total number of operating mills to 60 as against 25 during the same period last year.

Thailand:

- Sugar production in Thailand has reached 10.998 million tonnes, raw value, which is 1.275 million more than which was produced by the same period last year. Besides the larger amount of cane crushed sugar output is aided this season by a record sugar extraction rate of 11.87% in raw value terms, up from 11.13% a year ago. Around 24 out of 57 sugar mills had ended cane-crushing operation by 18th March 23. The rate of mill closures suggests that the total crush may reach around 95 million tonnes this season.
- Daily cane crushing has fallen to around 250,000 tonnes and Thailand's total cane crush was 92.658 million tonnes as of 19th March 23, up from 87.362 million processed by the same period last year.

According to United states Department of Agriculture, Philippines sugar production during the 2023-24 season is expected to increase to 1.9 million metric tonne. Sugarcane acreages is expected to increase as sugar prices are at its highest, both in domestic as well as in the international market. Philippines would have to import around 250,000 MT of refined sugar despite expectation of higher output next year to maintain two months of buffer stock and stabilize consumer prices.

As per Sugar Regulatory Administration, the sugar output during the 2022-23 season is expected to reduce by 20,000 MT at 1.83 million metric tonne. The unfavorable weather has affected the cane yield during the ongoing season.

- Sugar production is expected to pick up in the coming 2023-24 season. United States Meteorological Department has hinted at the threat of El Nino by the end of July, but is likely to have limited impact as, water reservoirs are full due to excess rainfall last year. Also, before the outbreak of El Nino, general rainfall is expected in the months of June-July. Hence, there is little possibility of adverse effects of El Nino on sugar production and the crushing season of 2023-24.

The Raw Sugar futures ICE traded higher by 31.27 percent at Rs. 4,183 per Quintal. The LIFE Sugar traded higher at Rs. 5,262 per Quintal as compared to the previous season of Rs. 3,867 per Quintal.

International Sugar Futures ICE					(Rs/Qtl)	
Futures month	% Change over previous year	Today	Week ago	Month Ago	Year Ago	RBI Dollar
		02-May-23	25-Apr-23	01-Apr-23	02-May-22	02-May-23
May-23	31.27	4183	4764	4097	3187	81.76
Jul-23	42.80	4604	4687	4020	3224	
Oct-23	40.00	4547	4610	3954	3248	
(Source: mrci)						
International Sugar Futures LIFFE					(Rs/Qtl)	
Futures month	% Change over the previous year	Today	Week ago	Month Ago	Year Ago	RBI Dollar
		02-May-23	25-Apr-23	01-Apr-23	02-May-22	02-May-23
May-23	36.08	5262	5671	5182	3867	81.76
Oct-23	40.28	5671	5583	5098	4042	
Aug-23	40.22	5568	5501	4976	3971	
(Source: mrci)						

International Sugar Futures Price Projection



LIFFE (White Sugar Exchange) Future Market Sugar Scenario (Aug'23 Contract)

Technical Commentary

As depicted in the above chart, overall trend remains sideways. Decrease in open interest indicates weak buying strength. Overall, the prices are expected to trade range bound in the coming month.

International Sugar Futures Price Projection			
	Contract Month	Present Quote	Expected Price level for next Month
LIFFE Sugar (US \$/MT)	Aug'23	687	680-740



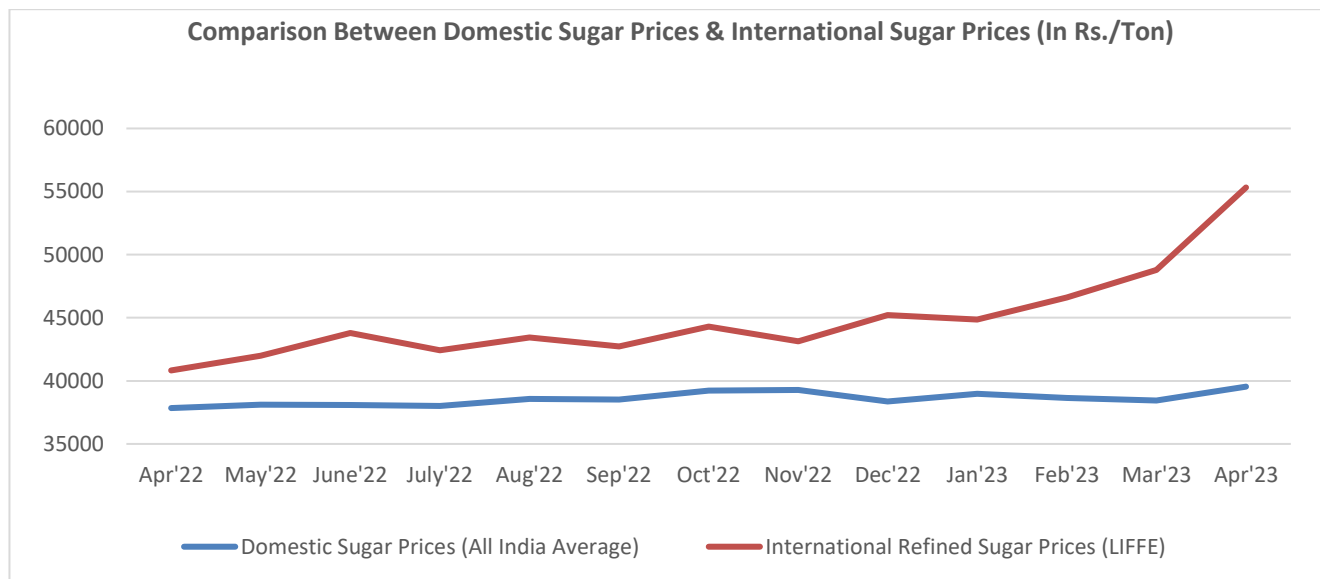
ICE (Raw Sugar Exchange) Future Market Scenario (Jul'23 Contract)

Technical Commentary:

As depicted in the above chart, prices remained up and intact during the last month. However, prices have corrected during the last month. Prices were broken to 38% Fibonacci retracement level. Further prices are likely to trade sideways in the coming month.

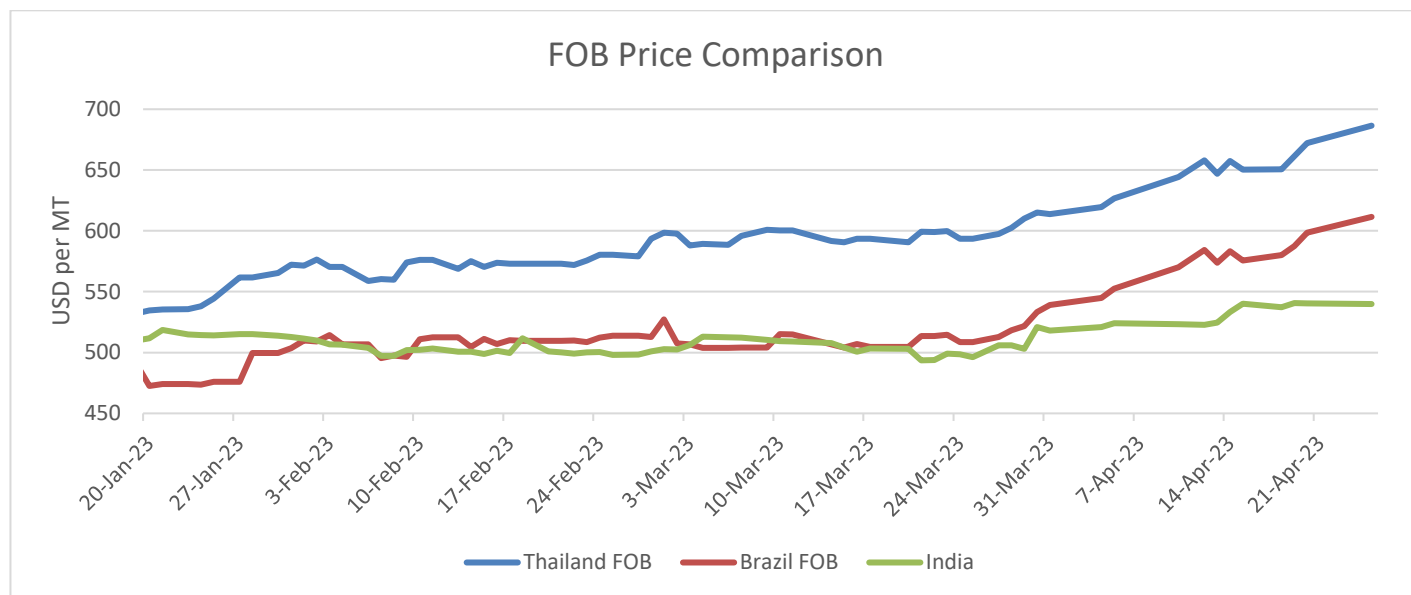
International Sugar Futures Price Projection			
	Contract Month	Present Quote	Expected Price level for next month
ICE Sugar #11 (US Cent/lb)	Jul'23	25.17	24.50-26.80

Comparison of Indian Sugar Prices (All India Average) and International Refined Sugar Prices (LIFFE)



Source: USDA and Agmark.net

Domestic sugar prices continued to stand higher during Apr'2023. Domestic prices stood at Rs. 39,540 per tonnes in Apr'22 compared to Rs. 38,429 per tonnes in Mar'2023. The average international sugar prices have increased around 13 percent in Apr'2023 to Rs. 55,325 per tonnes from Rs. 48,788 per tonnes in Mar 2023. Also, domestic prices are likely to increase with improved demand in coming May month along with tight supply.

FOB Price Comparison:


In all the respective countries, FOB prices were traded on a higher side during month under review. The new crop is expected to come in April 2023 from Brazil and Thailand. Whereas, in India low domestic prices along with restricted export to 60 LMT keeps export prices on downside.

Jaggery:

Jaggery arrivals in Muzaffarnagar market were increased during the previous week and as arrivals were lower at around 3000 (40kg bag). Chaku prices remained higher at 3838 per quintal.

As per Agriwatch sources, due to improved demand along with tight supply, the jaggery prices in Uttar Pradesh have increased by Rs. 50 -100 per quintal.

Muzaffarnagar Stock Update Jaggery	Stock As on Date (Quintal)	
	24-Apr-23	24-Apr-22
Chaku	649701	914490
Rascut	44626	36820
Papdi	147149	171002
Khurpa	27528	28635
Total	1210540	1540849
Difference	330309	

Source: AgriWatch

Jaggery Price at Muzaffarnagar Benchmark Market (Rs./Quintal)		
Forecast Date	Past Month	Coming Month
01-May-23	3838	3850-3950

Ethanol

During the 2022-23 season Ethanol production in Central south region of Brazil has increased by 5%. Total ethanol production for the 2022-23 harvest season reached 28.91 billion liters, up 5 percent. Production included 16.62 billion liters of hydrous ethanol, down 0.57 percent, and 12.29 billion liters of anhydrous ethanol, up 16.68 percent.

Maharashtra: Ethanol production during the ESY (Dec 2022 to Nov 2023) will be 127 crore litres, much below the set target of 132 crore litres for the 2022-23 season as cane production was affected due to uneven weather.

Uttar Pradesh: Mill-wise Ethanol List (20/04/2023)

S.N o	Factory Name	Opening Stock	Production To Date	Stock On Date	Sale in Hand	Last Sold Rate
		(in Lac B.L.)				(in Rs./litre)
		20th April 2023				
1	ANOOPSAHAR (ANOO)	3.46	2.86	6.88	44.98	59.08
2	GHOSI (GHOS)	3.7	0.92	0.99	27.54	59.08
3	KAIMGANJ (KAIM)	1.62	0	2.92	9.57	46.66
4	MAJHOLA (MAJH)	0	0	0	0	0
5	NANAUTA (NANA)	2.58	2.24	3.42	29.63	46.66
6	NANAPRA (NANP)	0	0	0	7	46.66
7	SAMPORNANAGAR (SAMP)	4.84	0.63	7.52	61.9	46.66
8	SATHIAON (SATN)	14.44	21.5	4.51	29.74	59.08
9	SNEH ROAD (SNEH)	0.13	70.08	12.69	92	59.08
Tota l		30.77	98.23	38.93	302.36	

Domestic Sugar Spot Prices:

Spot Sugar Prices Scenario (Monthly-Average)					
Commodity	Centre	Variety	Average Prices (Rs/Qtl)		Change
Sugar			Apr'23	Mar'23	
Delhi	Delhi	M-Grade	3611	3415	197
	Delhi	S-Grade	3591	3395	197
Uttar Pradesh	Khatauli	M-Grade	3670	3519	151
	Ramala	M-Grade	3649	3440	210
	Dhampur	M-Grade Ex-Mill	3610	3467	143
	Dhampur	S-Grade Ex-Mill	3590	3457	132
	Dhampur	L-Grade Ex-Mill	3660	3517	143
Maharashtra	Mumbai	M-Grade	3691	3607	84
	Mumbai	S-Grade	3558	3399	159
	Nagpur	M-Grade	3528	3399	129
	Nagpur	S-Grade	3484	3323	161
	Kolhapur	M-Grade	3460	3273	187
	Kolhapur	S-Grade	3359	3196	163
Assam	Guhawati	S-Grade	3673	3507	165
Meghalaya	Shillong	S-Grade	3678	3515	163
Andhra Pradesh	Vijayawada	M-Grade (With Duty)	3914	3775	138
	Vijayawada	S-Grade (With Duty)	3837	3738	99
West Bengal	Kolkata	M-Grade	3601	3873	-272
Tamil Nadu	Chennai	S-Grade (With GST)	3547	3408	139
	Dindigul	M-Grade (DCA)	3829	3749	80
	Coimbatore	M-Grade (DCA)	3866	3840	26
Chattisgarh	Ambikapur	M-Grade (Without Duty)	3529	3850	-321
Sugar Prices are in INR/Quintal. (1 Quintal=100 kg)					

Spot Jaggery(Gur) Prices Scenario (Monthly-Average)					
Commodity	Centre	Variety	Prices (Rs/Qtl)		Change
Jaggery(Gur)			Apr'23	Mar'23	
Uttar Pradesh	Muzaffarnagar	Chaku Sukha(Cold)	3622	3230	392
	Muzaffarnagar	Chaku(Arrival)(40kg Bag)	82000	143000	-61000
	Muzaffarnagar	Khurpa (Fresh)	3177	2862	316
	Muzaffarnagar	Laddoo (Fresh)	3588	3180	408
	Muzaffarnagar	Rascut (Fresh)	2784	2614	170

Karnataka	Hapur	Chaurasa	2831	2725	106
	Hapur	Balti	2945	2869	76
	Bangalore	Mudde (Average)	4544	4821	-276
	Kalaburagi	Other (Average)	1550	2800	-1250
	Mahalingapura	Penti (Average)	905	3481	-2576
	Mandya	Achhu (Medium)	4054	3850	204
	Mandya	Kurikatu (Medium)	3778	3572	205
	Mandya	Other (Medium)	3871	3572	299
	Mandya	Yellow (Medium)	3891	3704	187
	Shimoga	Achhu (Average)	3645	3641	4

International Sugar Prices (Monthly- Average)				
	Contract Month	Apr'23	Mar'23	Change
ICE Sugar #11 (US Cent/lb)	23-May	24.13	20.55	3.58
	23-Jul	23.75	20.22	3.53
	23-Oct	23.48	20.16	3.32
LIFFE Sugar (US \$/MT)	23-May	668.41	583.18	85.23
	23-Aug	657.20	568.57	88.63
	23-Oct	644.04	556.59	87.45

Retail and Wholesale Sugar & Gur Price

Retail Prices		
Commodity: Sugar& Gur (Rs./Kg.)		
Date	29-Apr-23	29-Apr-23
Centre	Sugar	Gur
NORTH ZONE		
CHANDIGARH	42	50
DELHI	41	49
HISAR	40	38
KARNAL	45	46
GURGAON	42	44
SHIMLA	45	43
MANDI	43	44

Wholesale Prices		
Commodity: Sugar& Gur (Rs./Quintal.)		
Date	29-Apr-23	29-Apr-23
Centre	Sugar	Gur
NORTH ZONE		
CHANDIGARH	3950	4500
DELHI	3800	3700
HISAR	3900	3400
KARNAL	3850	3850
GURGAON	4000	3800
SHIMLA	4150	4000
MANDI	3865	3790

DHARAMSHALA	44	45
SOLAN	42	43
UNA	43	46
BILASPUR-HP	43	36
CHAMBA	46	40
HAMIRPUR-HP	43	46
KULLU	43	42
SIRMOUR	42	41
KINNAUR	43	37
SRINAGAR	49	48
JAMMU	45	45
POONCH	50	49
DERA BASSI	40	35
LUCKNOW	41	40
KANPUR	40	42
VARANASI	47	58
AGRA	42	42
JHANSI	41	39
MEERUT	41	43
ALLAHABAD	44	50
GORAKHPUR	41	49
SAHARANPUR	41	47
BAREILLY	40	42
AYODHYA	39	43
MORADABAD	40	48
ALIGARH	40	43
BANDA	39	41
AZAMGARH	43	57
GONDA (DEVIPATAN)	45	45
AMETHI	46	49

DHARAMSHALA	3800	3800
SOLAN	3900	4000
UNA	4000	4000
BILASPUR-HP	4097	3350
CHAMBA	4450	3800
HAMIRPUR-HP	4143	4168
KULLU	4200	4000
SIRMOUR	3800	3600
KINNAUR	4249	3531
SRINAGAR	4500	4200
JAMMU	3900	3750
POONCH	4250	4200
DERA BASSI	4000	3500
LUCKNOW	3800	3500
KANPUR	3900	3900
VARANASI	4180	4950
AGRA	3940	3500
JHANSI	4000	3600
MEERUT	3840	3880
ALLAHABAD	3955	4245
GORAKHPUR	3900	4500
SAHARANPUR	3940	4125
BAREILLY	3870	3800
AYODHYA	3800	3800
MORADABAD	3740	4300
ALIGARH	3700	3750
BANDA	3800	4000
AZAMGARH	3950	4075
GONDA (DEVIPATAN)	3800	4200
AMETHI	3980	4400

BARABANKI	41	49
BHADOHI	42	45
CHANDAULI	40	41
FARRUKHABAD	40	37
GHAZIPUR	40	49
JAUNPUR	44	49
UP-PRATAPGARH	41	46
SAMBHAL	40	37
SANTKABIR NAGAR	43	40
SHAHJAHANPUR	42	45
SITAPUR	42	39
SULTANPUR	42	49
UNNAO	40	42
AMBEDKAR NAGAR	40	45
BAGHPAT	40	41
BIJNOR	41	47
BUDAUN	40	41
FATEHPUR	40	46
GHAZIABAD	42	50
HARDOI	41	42
JALAUN	42	45
KAUSHAMBI	40	45
KUSHINAGAR	40	44
LAKHIMPUR KHERI	40	49
PILIBHIT	41	40

BARABANKI	3900	4200
BHADOHI	3900	4000
CHANDAULI	3950	3900
FARRUKHABAD	3830	3500
GHAZIPUR	4000	4400
JAUNPUR	3960	4000
UP-PRATAPGARH	3940	4400
SAMBHAL	3700	3200
SANTKABIR NAGAR	4000	3700
SHAHJAHANPUR	3720	3490
SITAPUR	3850	3800
SULTANPUR	3895	3520
UNNAO	3980	3500
AMBEDKAR NAGAR	3600	3800
BAGHPAT	3950	3950
BIJNOR	3850	3950
BUDAUN	3910	3600
FATEHPUR	3850	4000
GHAZIABAD	4000	3400
HARDOI	3900	3420
JALAUN	4000	3600
KAUSHAMBI	3800	3900
KUSHINAGAR	4000	4000
LAKHIMPUR KHERI	3950	4520
PILIBHIT	3920	3850

SHARWASTI	42	39
SIDDHARTH NAGAR	40	42
SONBHADRA	41	48
RAMPUR	40	39
BAHRAICH	40	42
BASTI	40	50
ETAWAH	42	41
MUZZAFARNAGAR	40	33
CHITRAKOOT	41	42
HAMIRPUR-UP	43	44
DEORIA	44	46
HAPUR	41	40
BULANDSHAHR	40	40
KANPUR DEHAT	40	40
RAEBARELI	42	45
LALITPUR	41	39
MOHABA	40	40
GAUTAM BUDH NAGAR	42	48
AURAIYA	40	45
MAHARAJGANJ	42	46
BALRAMPUR	40	37
KANNAUJ	41	47
MATHURA	41	40
FIROZABAD	41	46
KASGANJ	40	50
MAINPURI	40	45
SHAMLI	39	42

SHARWASTI	3950	3500
SIDDHARTH NAGAR	3800	3700
SONBHADRA	3800	4200
RAMPUR	3720	3600
BAHRAICH	3900	3500
BASTI	3900	4050
ETAWAH	3900	3150
MUZZAFARNAGAR	3800	2975
CHITRAKOOT	3900	4000
HAMIRPUR-UP	4050	4200
DEORIA	4000	4000
HAPUR	3950	3400
BULANDSHAHR	3950	3500
KANPUR DEHAT	3800	3800
RAEBARELI	3950	4200
LALITPUR	3840	3540
MOHABA	3800	3800
GAUTAM BUDH NAGAR	3960	3430
AURAIYA	3800	4120
MAHARAJGANJ	4000	4000
BALRAMPUR	3775	3200
KANNAUJ	3840	4200
MATHURA	3950	3780
FIROZABAD	3900	3600
KASGANJ	3680	4500
MAINPURI	3800	3900
SHAMLI	3650	3400

BALLIA	43	47
MAU	40	46
DEHRADUN	39	41
HALDWANI	40	50
RUDRAPUR	40	51
HARIDWAR	43	46
WEST ZONE		
RAIPUR	41	47
DURG	42	49
DHAMTARI	39	52
AHMEDABAD	38	58
RAJKOT	40	54
BHOPAL	41	41
INDORE	42	49
GWALIOR	43	47
JABALPUR	40	36
REWA	40	43
SAGAR	40	38
HOSHANGABAD	39	45
SHAHNOL	41	44
UJJAIN	40	45
MORENA	42	40
BHIND	40	35
DHAR	39	41
HARDA	40	41
KATNI	42	38
KHANDWA	39	49
MANDLA	40	47
NARSHINPUR	39	35
RAISEN	40	44
DEWAS	40	42
KHARGONE	38	40

BALLIA	4200	3840
MAU	4000	4600
DEHRADUN	3600	3500
HALDWANI	3736	3298
RUDRAPUR	3800	3850
HARIDWAR	3900	4150
WEST ZONE		
RAIPUR	3600	3800
DURG	3750	3850
DHAMTARI	3700	4500
AHMEDABAD	3600	5100
RAJKOT	3730	5100
BHOPAL	3800	3700
INDORE	3750	3990
GWALIOR	3950	4200
JABALPUR	3450	3100
REWA	3800	4300
SAGAR	3630	3660
HOSHANGABAD	3750	3850
SHAHNOL	3800	3700
UJJAIN	3800	3600
MORENA	4000	3500
BHIND	3700	2900
DHAR	3700	3800
HARDA	3900	3850
KATNI	4000	3600
KHANDWA	3600	3900
MANDLA	3600	3500
NARSHINPUR	3758	2755
RAISEN	3900	3500
DEWAS	3850	4000
KHARGONE	3800	4000

BALAGHAT	39	37
GUNA	42	40
RATLAM	40	49
NAGPUR	42	56
PUNE	46	39
NASHIK	39	54
MANGAON-RAIGAD	51	65
DHARNI	41	44
LATUR	38	40
AKLUJ	38	49
ARNI YAVATMAL	39	53
CHANDRAPUR	42	52
KARAD SATARA	41	49
AHEMEDNAGAR	38	44
KHULTABAD	38	55
ISLAMPUR	38	48
KANKAVLI	40	51
PARTUR	40	40
GONDIA	36	38
JALGAON	38	46
AKOLA	39	46
BUNDI	39	48
RAJSAMAND	39	38
JALORE	40	41
EAST ZONE		
PATNA	44	43
BHAGALPUR	44	49
PURNIA	44	42
GAYA	44	43
MUZZAFARPUR	43	47
SARAN	44	49

BALAGHAT	3700	3500
GUNA	3850	3730
RATLAM	3820	4000
NAGPUR	3500	4500
PUNE	3700	3200
NASHIK	3600	3900
MANGAON-RAIGAD	4400	6000
DHARNI	3900	3900
LATUR	3700	3800
AKLUJ	3600	3900
ARNI YAVATMAL	3800	4200
CHANDRAPUR	3800	4800
KARAD SATARA	3700	3900
AHEMEDNAGAR	3600	4000
KHULTABAD	3600	5000
ISLAMPUR	3530	3440
KANKAVLI	3800	4200
PARTUR	3700	3000
GONDIA	NR	3500
JALGAON	3740	4000
AKOLA	3700	4000
BUNDI	3700	3500
RAJSAMAND	3750	3000
JALORE	3900	3600
EAST ZONE		
PATNA	4050	3800
BHAGALPUR	3980	4200
PURNIA	4000	3800
GAYA	4000	3900
MUZZAFARPUR	4000	4300
SARAN	4050	4500

MUNGER	42	55
ROHTAS (SASARAM)	44	48
MOTIHARI	42	42
SAMASTIPUR	41	43
KATIHAR	42	46
ARARIA	44	47
NAWADA	42	40
KHAGARIA	43	42
BANKA	40	41
ARWAL	41	39
AURANGABAD	40	40
BEGUSARAI	39	44
BHOJPUR ARA	47	49
BUXAR	42	46
GOPALGANJ	42	45
JAMUI	44	40
JEHANABAD	42	39
MEDHEPURA	46	41
NALANDA	45	52
SHEIKHPURA	41	47
SHEOHAR	41	46
SITAMARHI	41	42
SIWAN	42	42
SUPAUL	41	38
VAISHALI	40	41
WEST CHAMPARAN	42	47
RANCHI	42	45
GUMLA	42	39

MUNGER	4060	4600
ROHTAS (SASARAM)	4000	4200
MOTIHARI	4000	3900
SAMASTIPUR	3850	4000
KATIHAR	4000	4400
ARARIA	3800	3900
NAWADA	3800	3500
KHAGARIA	4000	4000
BANKA	3900	3500
ARWAL	4000	3500
AURANGABAD	4000	3400
BEGUSARAI	3900	4000
BHOJPUR ARA	4000	4000
BUXAR	4050	4300
GOPALGANJ	4000	4500
JAMUI	4000	3600
JEHANABAD	4050	3600
MEDHEPURA	3950	3500
NALANDA	4200	4080
SHEIKHPURA	4100	4000
SHEOHAR	4100	4400
SITAMARHI	4000	3800
SIWAN	4000	4000
SUPAUL	4100	3500
VAISHALI	3800	3600
WEST CHAMPARAN	4100	4100
RANCHI	4100	4100
GUMLA	3800	3450

SAHIBGANJ	42	48
SIMDEGA	42	38
DHANBAD	44	45
JAMSHEDPUR (EAST SINGBHUM)	44	45
KODERMA	42	45
BHUBANESHWAR	44	50
CUTTACK	45	53
SAMBALPUR	45	43
ROURKELA	43	47
JEYPORE	45	45
BALASORE	43	52
BARIPADA	44	57
BALANGIR	41	44
ANGUL	44	42
BOUDHGARH	40	42
DHENKANAL	40	60
NABARANGPUR	42	55
JHARSUGUDA	40	39
KENDRAPARA	42	44
BALURGHAT	42	40
BANKURA	42	43
BARASAT	49	52
BARDHAMAN	42	45
BARUIPUR	42	39

SAHIBGANJ	3800	4000
SIMDEGA	4000	3500
DHANBAD	4000	4000
JAMSHEDPUR (EAST SINGBHUM)	4000	4000
KODERMA	4000	4000
BHUBANESHWAR	4050	4200
CUTTACK	4100	4800
SAMBALPUR	4020	3777
ROURKELA	3850	4100
JEYPORE	3900	4000
BALASORE	3950	4400
BARIPADA	4200	4500
BALANGIR	3840	3800
ANGUL	4100	3800
BOUDHGARH	4000	3800
DHENKANAL	4000	5200
NABARANGPUR	3950	4000
JHARSUGUDA	3640	3100
KENDRAPARA	NR	3800
BALURGHAT	3970	3350
BANKURA	3900	3800
BARASAT	4000	4400
BARDHAMAN	4000	3950
BARUIPUR	3800	3500

BERHAMPORE	42	44
CHINSURAH	44	55
COOCH BEHAR	42	47
KRISHNAGAR	67	98
TAMLUK	44	50
NORTH EAST ZONE		
HOJAI	44	58
JORHAT	45	60
BONGAIGAON	41	50
MORIGAON	42	60
SONARI	44	68
TAMULPUR	41	40
SIVASAGAR	45	60
BISWANATH CHARIALI	43	53
DIBRUGARH	45	56
KARIMGANJ	42	53
MAJULI	48	58
SONITPUR TEZPUR	42	46
HAFLONG	50	80
AS-LAKHIMPUR	44	55
DIPHU	44	70
NALBARI	44	40
SOUTH SALMARA MANKACHAR	44	51

BERHAMPORE	4000	3400
CHINSURAH	4000	3900
COOCH BEHAR	3900	3700
KRISHNAGAR	4280	8000
TAMLUK	3800	3600
NORTH EAST ZONE		
HOJAI	4050	5300
JORHAT	4050	5000
BONGAIGAON	3900	3800
MORIGAON	4000	5000
SONARI	4150	4500
TAMULPUR	4000	3400
SIVASAGAR	4050	3700
BISWANATH CHARIALI	4000	4500
DIBRUGARH	4100	4700
KARIMGANJ	4000	4350
MAJULI	4200	4700
SONITPUR TEZPUR	4000	4500
HAFLONG	4500	6200
AS-LAKHIMPUR	4200	4600
DIPHU	4100	6500
NALBARI	3900	3600
SOUTH SALMARA MANKACHAR	4000	4200

GYALSHING	50	60
NAMCHI	45	50
SORENG	50	46
MANGAN	50	66
AGARTALA	45	53
DHARMANAGAR	43	53
BELONIA	45	85
SOUTH ZONE		
VIJAYWADA	43	57
VISAKHAPATNAM	41	57
KURNOOL	40	60
TIRUPATHI	45	58
DHARWAD	40	54
MANGALORE	36	58
MYSORE	37	60
BENGALURU (EAST RANGE)	41	51
BELAGAVI	45	48
KALABURAGI	38	40
TUMAKURU	40	58
BELLARY	38	42
DHAVANAGERE	40	56
SHIVAMOGGA	40	45
VIJAYAPUR	39	57
RAMANAGARA	40	49
RAICHUR	38	49

GYALSHING	4500	5000
NAMCHI	4500	5000
SORENG	4500	4400
MANGAN	4000	5500
AGARTALA	4000	4200
DHARMANAGAR	4060	5000
BELONIA	4100	6900
SOUTH ZONE		
VIJAYWADA	3960	5000
VISAKHAPATNAM	3900	5000
KURNOOL	3500	4200
TIRUPATHI	4000	5000
DHARWAD	3500	4900
MANGALORE	3400	4800
MYSORE	3300	4600
BENGALURU (EAST RANGE)	3840	4500
BELAGAVI	3860	3900
KALABURAGI	3540	3750
TUMAKURU	3800	4800
BELLARY	3500	3800
DHAVANAGERE	3900	4100
SHIVAMOGGA	3780	3800
VIJAYAPUR	3600	4000
RAMANAGARA	3800	4500
RAICHUR	3600	4000

CHAMARAJANAGAR	39	50
KOLAR	38	51
HAVERI	38	41
KOPPAL	43	44
MANDYA	40	46
YADGIR	39	46
CHIKKAMAGALUR	40	56
BANGALORE RURAL	39	49
CHIKKABALLAPUR	40	50
CHITRADURGA	38	45
GADAG	41	42
HASSAN	38	49
KODAGU	40	41
UDUPI	39	43
UTTARA KANNADA	41	46
VIJAYANAGARA	42	43
T.PURAM	43	79
ERNAKULAM	44	61
KOZHIKODE	43	61
THRISSUR	43	64
PALAKKAD	41	54
WAYANAD	40	55
KASARGOD	39	45
KOTTAYAM	45	60
PATHANAMTHITTA	42	65
ALAPUZHA	41	59

CHAMARAJANAGAR	3800	4900
KOLAR	3500	5000
HAVERI	3600	3900
KOPPAL	3620	3550
MANDYA	3800	4400
YADGIR	3500	3700
CHIKKAMAGALUR	3800	4200
BANGALORE RURAL	3560	4500
CHIKKABALLAPUR	3600	4000
CHITRADURGA	3400	4300
GADAG	3800	3600
HASSAN	3600	4500
KODAGU	3000	3600
UDUPI	3600	3800
UTTARA KANNADA	3650	4000
VIJAYANAGARA	3650	3700
T.PURAM	4020	5040
ERNAKULAM	3900	4900
KOZHIKODE	3900	4500
THRISSUR	3950	4500
PALAKKAD	3940	4700
WAYANAD	3900	4350
KASARGOD	3850	4100
KOTTAYAM	3950	5000
PATHANAMTHITTA	3800	5500
ALAPUZHA	3940	4550

KOLLAM	44	64
IDUKKI	41	60
KANNUR	40	55
MALAPURAM	39	54
CHENNAI	40	53
TIRUNELVELI	40	51
CUDDALORE	39	51
DHARMAPURI	40	45
VELLORE	40	55
RAMANATHAPURAM	40	49
ERODE	42	48
KARIMNAGAR	40	55
WARANGAL	41	54
ADILABAD	38	50
SURYAPET	47	55
JADCHERLA	39	55
KHAMMAM	39	55
MEDCHAL	38	44
NIZAMABAD	42	65
SANGAREDDY	40	60
Average Price	42.04	48.56
Maximum Price	67	100
Minimum Price	35	33
Modal Price	40	45

KOLLAM	3950	4600
IDUKKI	3900	4600
KANNUR	3800	4400
MALAPURAM	3780	4650
CHENNAI	3600	4600
TIRUNELVELI	3860	4450
CUDDALORE	3600	4800
DHARMAPURI	3820	4000
VELLORE	3740	4600
RAMANATHAPURAM	3800	4500
ERODE	3850	4200
KARIMNAGAR	3400	4800
WARANGAL	3900	5100
ADILABAD	3600	4200
SURYAPET	3700	5500
JADCHERLA	3700	5000
KHAMMAM	3400	4200
MEDCHAL	3400	4300
NIZAMABAD	3800	5500
SANGAREDDY	3800	5800
Average Price	3911.39	4191.25
Maximum Price	5200	9000
Minimum Price	3000	2755
Modal Price	4000	4000

Disclaimer

The information and opinions contained in the document have been compiled from sources believed to be reliable. The company does not warrant its accuracy, completeness and correctness. Use of data and information contained in this report is at your own risk. This document is not, and should not be construed as, an offer to sell or solicitation to buy any commodities. This document may not be reproduced, distributed or published, in whole or in part, by any recipient hereof for any purpose without prior permission from the Company. IASL and its affiliates and/or their officers, directors and employees may have positions in any commodities mentioned in this document (or in any related investment) and may from time to time add to or dispose of any such commodities (or investment). Please see the detailed disclaimer at © 2023 Indian Agribusiness Systems Ltd.