

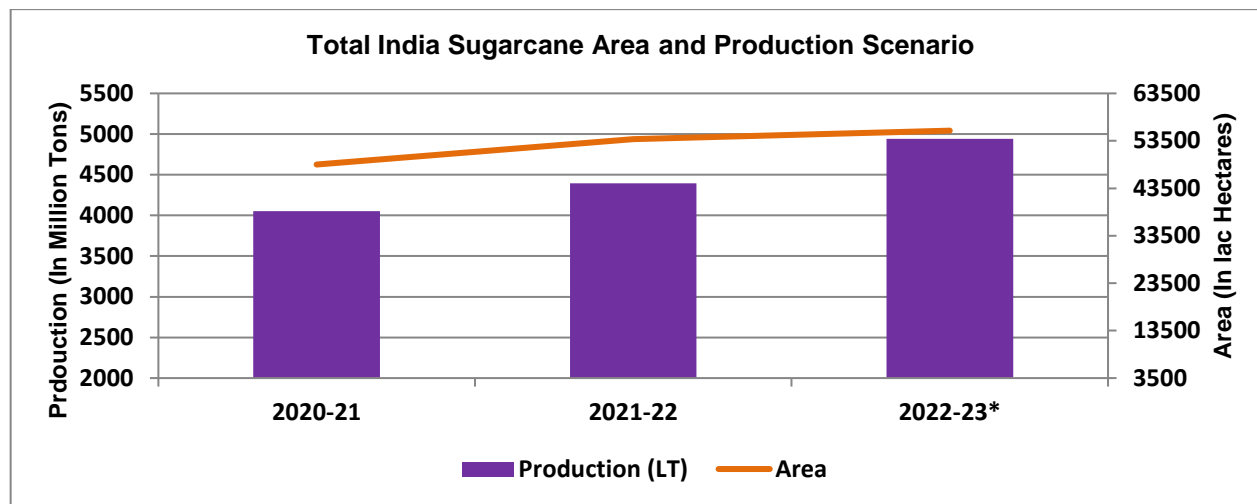
Domestic Market Highlights

- Sugarcane crushing has been completed in Uttar Pradesh and Maharashtra. As per sugar Commissionerate, Uttar Pradesh has topped in terms of sugar production for the 2022-23 season. Uttar Pradesh has crushed around 1,084.29 lakh tonne of sugarcane, producing 107.29 lakh tonne of sugar. Whereas, Maharashtra had crushed around 1,053 lakh tonne of sugarcane, producing 105.30 lakh tonne of sugar.
- The National Federation of Cooperative Sugar Federation (NFCSF) has estimated sugar production at 327.35 lakh tonnes of sugar for the 2022-23 season. Till 30th April 2023, sugar production has reached 320.30 lakh tonne. The 2022-23 sugar season is estimated to produce about 327 lakh tonnes of new sugar. In addition, about 45 lakh tonnes of sugar is estimated to be diverted to ethanol production.
- The Commission for Agricultural Costs and Prices has recommended a hike in the fair and remunerative price (FRP) of sugarcane to Rs 315 per quintal for a 10.25% sugar recovery rate for 2023-24 against Rs 305 per quintal in the 2022-23 season.
- The All-India Sugar Trade Association, has revised its sugar production estimate downwards to 33.5 million tonne against 34.5 million tonne estimated earlier for the 2022-23 season. The decline in sugar production is due to the expectation of lower sugar recovery and yield from the key growing states. Domestic Consumption is estimated at 27.5 million tonne and exports of around 6 million tonne.

State-wise Sugar Production Estimate:

States	Season	
	2022-23	2021-22
Maharashtra	11.3	13.7
Uttar Pradesh	10.8	10.2
Karnataka	5.5	6.2
All India	34.5	35.8

Source: AISTA; Unit- Million Tonne



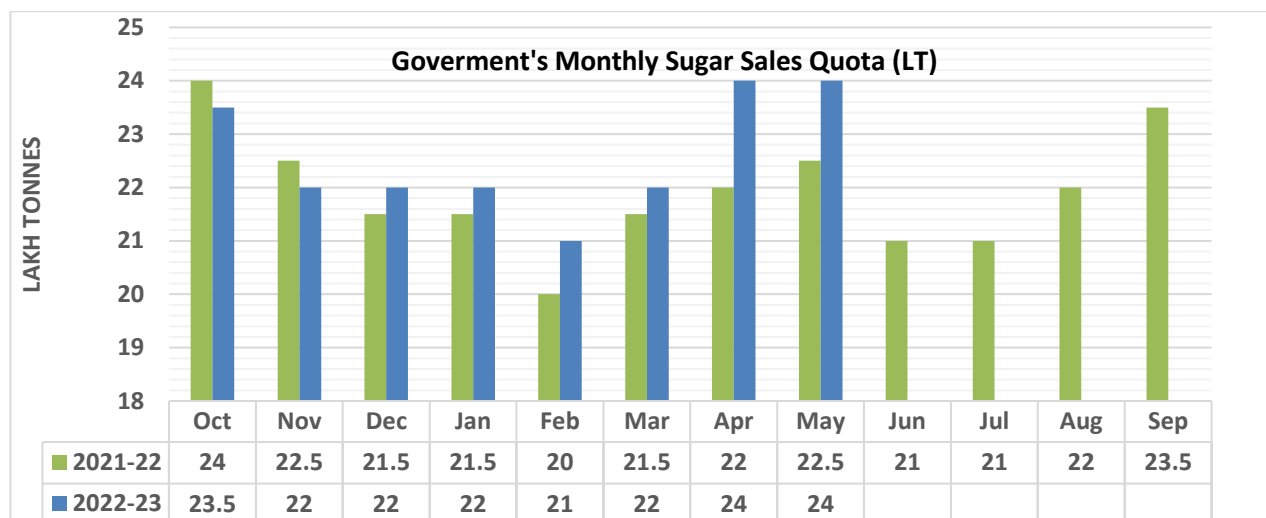
Source: dacnet.nic.in *03rd Advance estimate

As per the Third Advance Estimates by the Ministry of Agriculture and Farmers Welfare, Total Sugarcane production in India for 2022-23 is estimated at 4942.28 LMT, higher than the previous estimate of 4687.89 LMT. Agriwatch has estimated sugarcane production at 4452.00 LMT mainly due to poor yield.

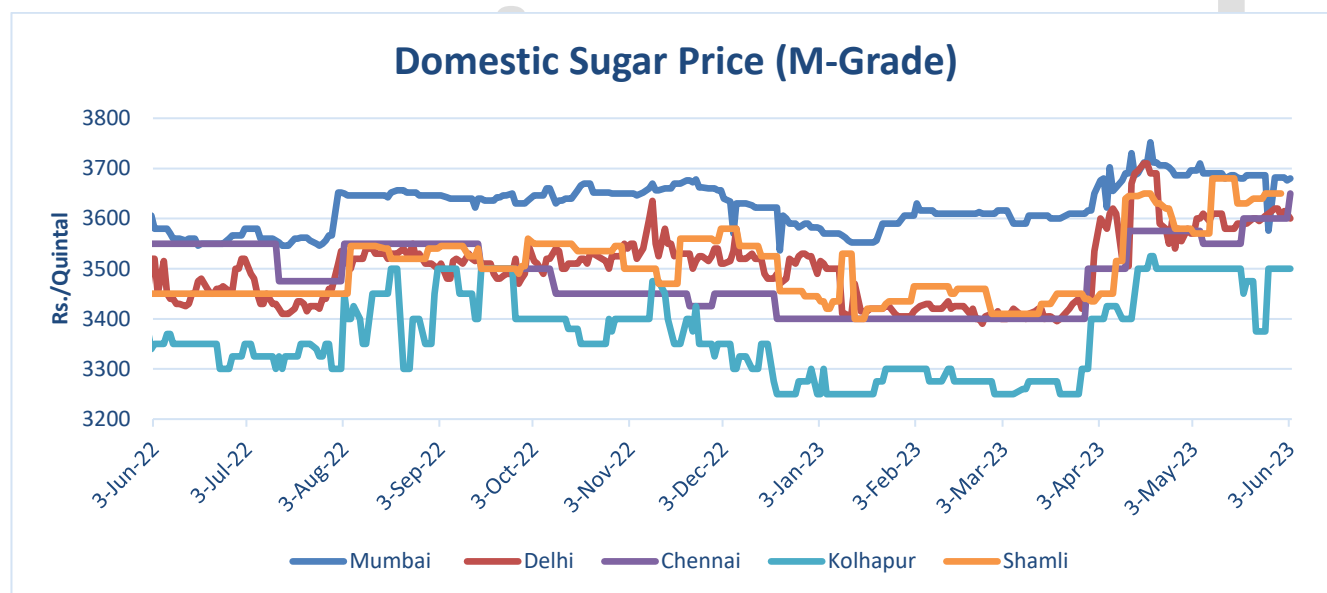
India's Sugar Production Estimate (LMT)		
	2021-22	2022-23*
AgriWatch	356	330
ISMA	360	328
USDA	368	358

Domestic Sales Quota:

- Food Ministry has allocated 23.5 LMT monthly sugar quota for June 2023 which is around 2.50 LMT higher than that of the previous season. Government has released higher sales quota mainly to stabilize the prices in the domestic market.

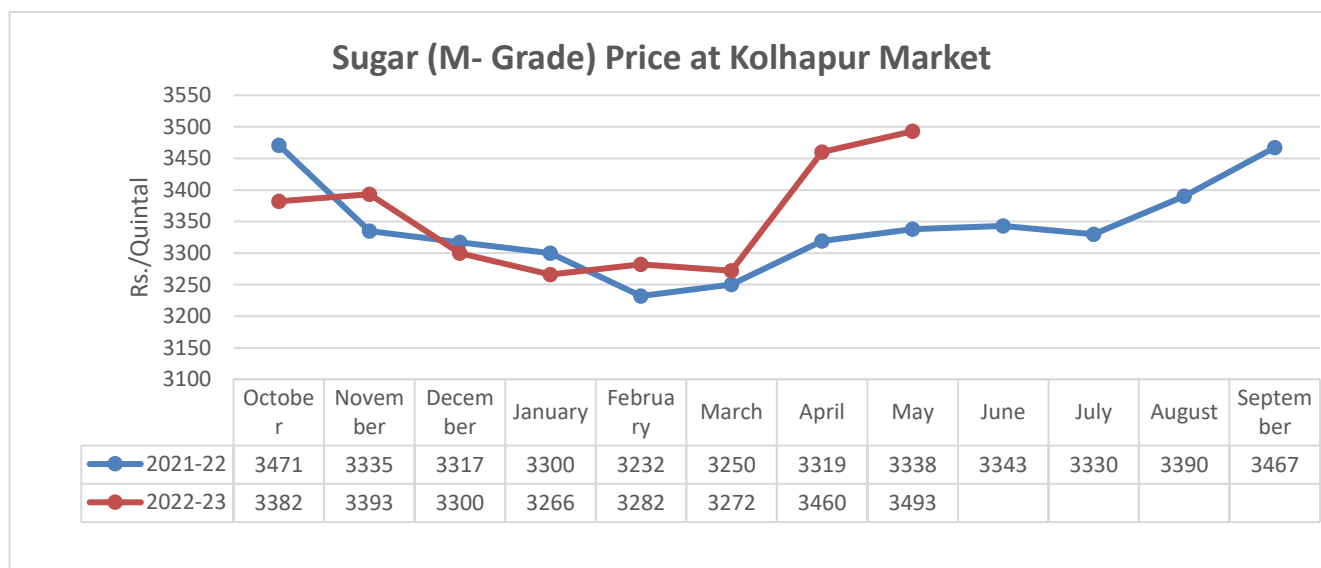


Sugar Prices:



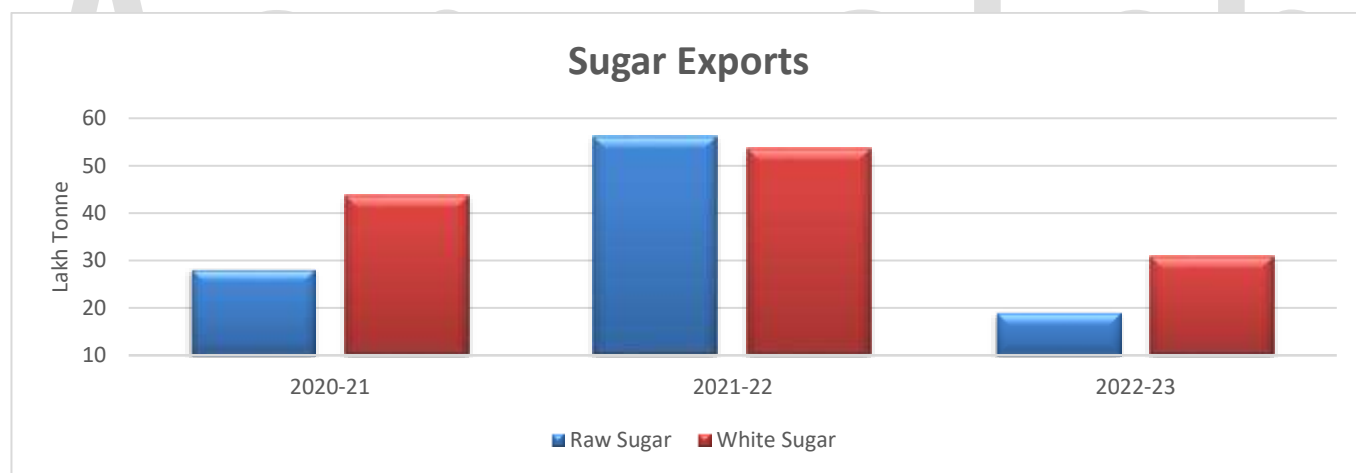
Domestic sugar prices have increased amid lower production expectations and increased summer demand in the market. The Sugar M-Grade at Kolhapur is trading at Rs.3500 per quintal.

Average price during May 2023 traded higher at Rs. 3493 per quintal from previous month and 4% higher from previous season. For the coming Jun month prices are likely to trade stable due to highly sales quota by the government.



Source: AgriWatch

Sugar Export:



Source: AgriWatch

India's sugar export has reached 60 lakh tonne exhausting the allocated export quota for the 2022-23 season. However, the government is unlikely to allow further export as domestic production remains lower at 330 lakh tonne in the 2022-23 season, though mills have been appealing for an additional quota.

As a result, Brazil has the opportunity to export more sugar in the market. As per the sources, Asian and African buyers have already shifted to Brazil from India.

India's Sugar Export (Tonne)						
Year	170191		170199		1701	
	2021-22	2022-23	2021-22	2022-23	2021-22	2022-23
October	52,531.03	81.00	311755	278109.43	464842.58	462256.71
November	201.66	1,432.56	377308.62	352429.14	519030.7	669225.65
December	5,428.16	45,447.98	730087.99	857978.62	1098723.98	1586842.98
January	7,291.85	17,921.38	1691838.45	1394166.52	1691838.45	1394166.52
February	14,342.54	121301	537092.54	385087.5	1258807.4	1166623.53
March	2,897.81	32106.1	359245.76	513486	982536.12	921787.82
April						
May						
June						
July						
August						
September	123,904.49	22,635.23	331413.79	279384.67	595216.82	431593.73
TOTAL	206,597.54	240925	4,338,742.15	4,060,641.88	6,610,996.05	6,632,496.94

Source: DGCIS

HS Code:

170199 SUGR REFIND NT CONTNG FRVRNG/COLRNG MATTER

1701 CANE/BEET SUGR CHMCLY PURE SUCRSE IN SOLID

170191 SUGR REFIND CONTNG FLVRNG OR CLRNG MATTER

Sugarcane dues:

Maharashtra:

- According to the sugar Commissionerate, around 210 sugar mills crushed cane in Maharashtra during the 2022-23 season, out of which around 105 sugar mills have cleared 100% of their cane dues till 15th May, 2023.
- As of now, sugar mills in Maharashtra have settled Rs 32,233 crore, out of the total dues of Rs 33,477 crore owed to cane farmers. However, pending amount of Rs 1,244 crore is yet to be paid to farmers.

Uttar Pradesh:

- According to the UP-Sugar Mills Association, sugar mills across the state have cleared around 75% of the cane dues for the ongoing 2022-23 crushing season. Out of the Rs. 2939.35 crore of cane dues, sugar mills have cleared about Rs. 2230.42 crore.

Sugar Balance Sheet

SUGAR BALANCE SHEET 2022-23(MMT)							
SUGAR BALANCE SHEET 2022-23(MMT)	2020-21	2021-22	2022-23*	Oct-Dec	Jan-Mar	Apr-Jun	Jul-Sep
Carry in stock	9.44	6.64	3.44	3.44	3.02	6.13	4.38
Estimated sugar production	30.9	35.6	33	8.45	12.2	7.25	5.1
Imports	0	0	0	0	0	0	0
Estimated sugar availability	40.34	42.24	36.44	11.89	15.22	13.38	9.48
Exports	7.2	11.6	6	2.12	2.24	1.4	0.24
Availability for domestic consumption	33.14	30.64	30.44	9.77	12.98	11.98	9.24
Estimates sugar consumption	26.5	27.2	27.4	6.75	6.85	7.6	6.2
Carry out stock	6.64	3.44	3.04	3.02	6.13	4.38	3.04

Source: AgriWatch; Unit MMT

AgriWatch has revised its sugar production at 33.0 MMT in the 2022-23 season, lower from 2021-22 season due to poor sugar recovery expectations from Maharashtra and Uttar Pradesh along with unseasonal rainfall during the past months across India. Exports for the 2022-23 season are expected to be lower at 6.0 MMT. Further, domestic consumption is expected to improve in 2022-23 season to 27.2 MMT from 26.5 MMT in 2021-22 season.

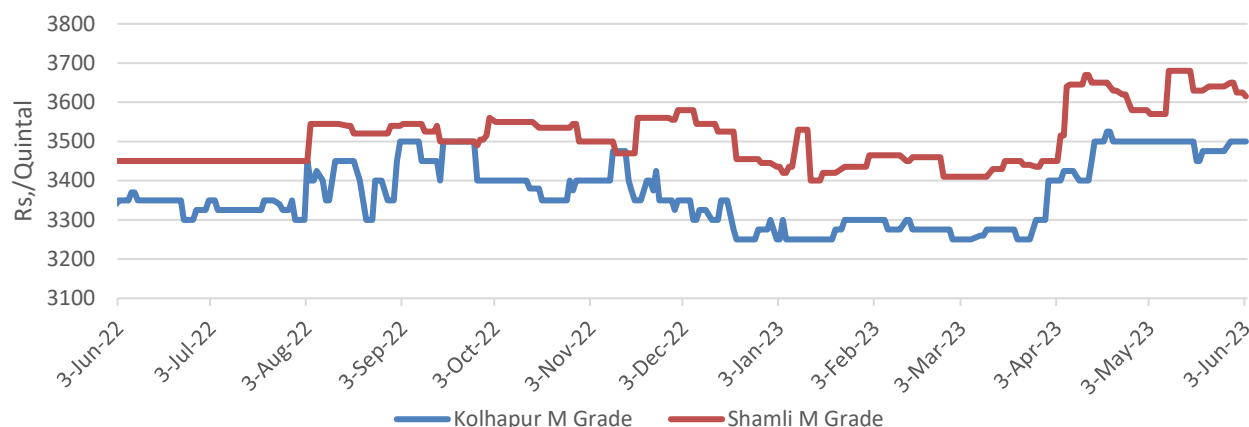
Price Scenario of May 2023:

Sugar prices had increased in the major markets across India last month due to limited supply in the domestic market. The average sugar prices were at Rs.3597 per quintal in Delhi market. Prices in Maharashtra also stood slightly lower at Rs.3618/q in May'23 as compared to the previous month.

Price Projection for the Next Month:

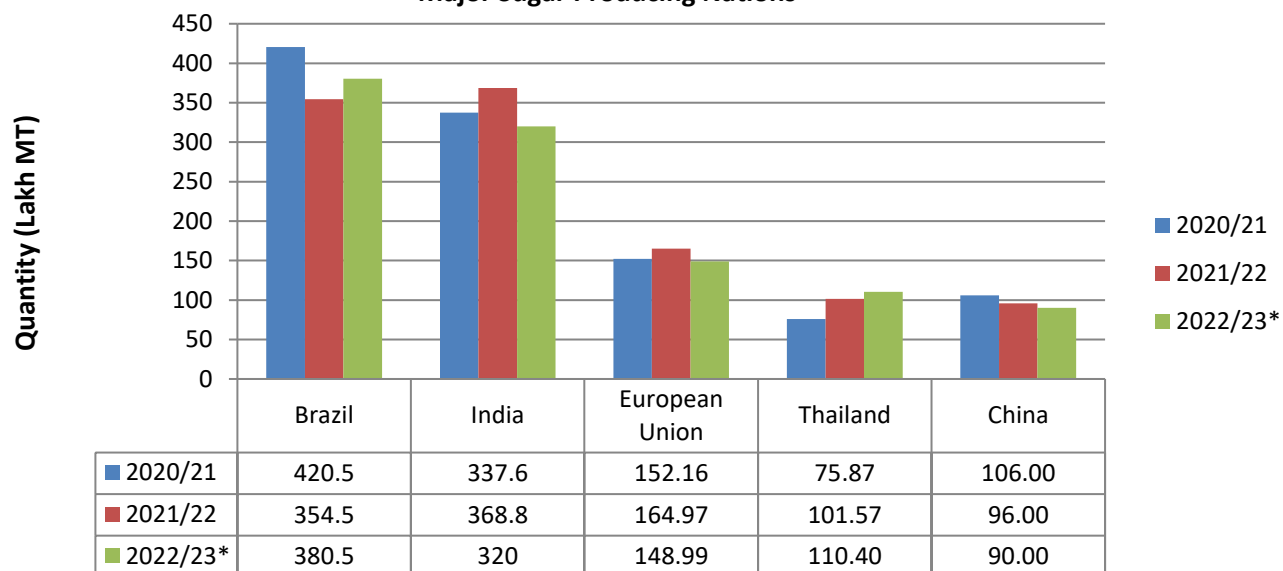
As per AgriWatch estimates, spot sugar prices (M grade) in the benchmark Kolhapur market are likely to remain between Rs.3,400 -3,550 per quintal in June 2023. In Shamli market prices were trading steady at Rs. 3570 per Quintal. Prices are further likely to trade sideways in the coming month.

Sugar Price Comparison (Rs./Quintal)



International Market

Major Sugar Producing Nations



Source: USDA

Major Market Highlights:

International Sugar Organization has revised the sugar production estimated to rise from 172.52 million tonne to 180.43 million tonne for the 2022-23 season. Meanwhile, consumption is projected to rise to 176.280 million tonne, up from 174.773 million tonnes last season. The projected trade balance has a surplus of 0.404 million tonne in 2022-23 season and 0.765 million tonnes in 2021-22 season.

ISO's fundamental view has changed from neutral-to-bearish to neutral for the next three months. In mid-January, raw sugar prices rose sharply supported by speculators re-establishing long positions. Meanwhile, the market continues to face a futures board in backwardation.

World Sugar Balance Sheet				
Details	Season		Difference	
	2022-23	2021-22	In Million Tonne	Percentage Change
Production	180.431	172.526	7.905	4.58
Consumption	176.280	174.773	1.507	0.86
Surplus/Deficit	4.151	-2.247		
Import	63.863	63.968	-0.105	-0.16
Export	64.548	64.372	0.176	0.27
Ending Stock	103.386	99.920	3.466	3.47
Stock/Consumption ratio (%)	58.65	57.17		

Source: ISO; Unit: Million Tonne

Brazil:

- As per UNICA, In the 2023-24 Sugarcane crushing and sugar output in Brazil's center-south beat market forecasts in the first half of May, as mills took advantage of positive weather conditions to speed up operations.
- Sugar mills in Brazil, had a very productive first half of May with no stoppages and a large sugarcane crush seen above 40 million tonnes for the fortnight, according to the UNICA. In the center-south of Brazil no significant rains was reported in May so far.

Thailand:

- Despite record-high prices for cane, the area under cane cultivation may reduce in Thailand. Sugarcane production in Thailand may fall in the coming season mainly due to expectation of El Nino phenomenon and farmers shifting to other profitable crops (Cassava), sugarcane output for 2023-24 is expected to fall by 21% to 74 million tonne compared to the 2022-23 season.
- Sugar production in Thailand has reached 10.998 million tonnes, raw value, which is 1.275 million more than which was produced by the same period last year. Tighter global sugar supplies have supported bullish prices.

International Sugar Futures ICE					(Rs/Qtl)	
Futures month	% Change over previous year	Today	Week ago	Month Ago	Year Ago	RBI Dollar
		04-Jun-23	29-May-23	05-May-23	05-Jun-22	04-Jun-23
May-24	25.05	4230	4301	4346	3382	82.31
Jul-23	32.63	4560	4691	4814	3438	
Oct-23	35.63	4519	4648	4750	3332	
(Source: mrci)						
International Sugar Futures LIFFE					(Rs/Qtl)	
Futures month	% Change over the previous year	Today	Week ago	Month Ago	Year Ago	RBI Dollar
		04-Jun-23	29-May-23	05-May-23	05-Jun-22	04-Jun-23
May-24	23.60	5291	5762	5417	4281	82.31
Oct-23	35.81	5647	5633	5844	4158	
Aug-23	36.34	5585	5517	5758	4096	
(Source: mrci)						

International Sugar Futures Price Projection



LIFFE (White Sugar Exchange) Future Market Sugar Scenario (Aug'23 Contract)

Technical Commentary

As depicted in the above chart, candlestick pattern indicates correction in prices. Decrease in open interest indicates weak buying strength. Overall, the prices are expected to trade range bound in the coming month.

International Sugar Futures Price Projection			
	Contract Month	Present Quote	Expected Price level for next Month
LIFFE Sugar (US \$/MT)	Aug'23	686	680-720



ICE (Raw Sugar Exchange) Future Market Scenario (Jul'23 Contract)

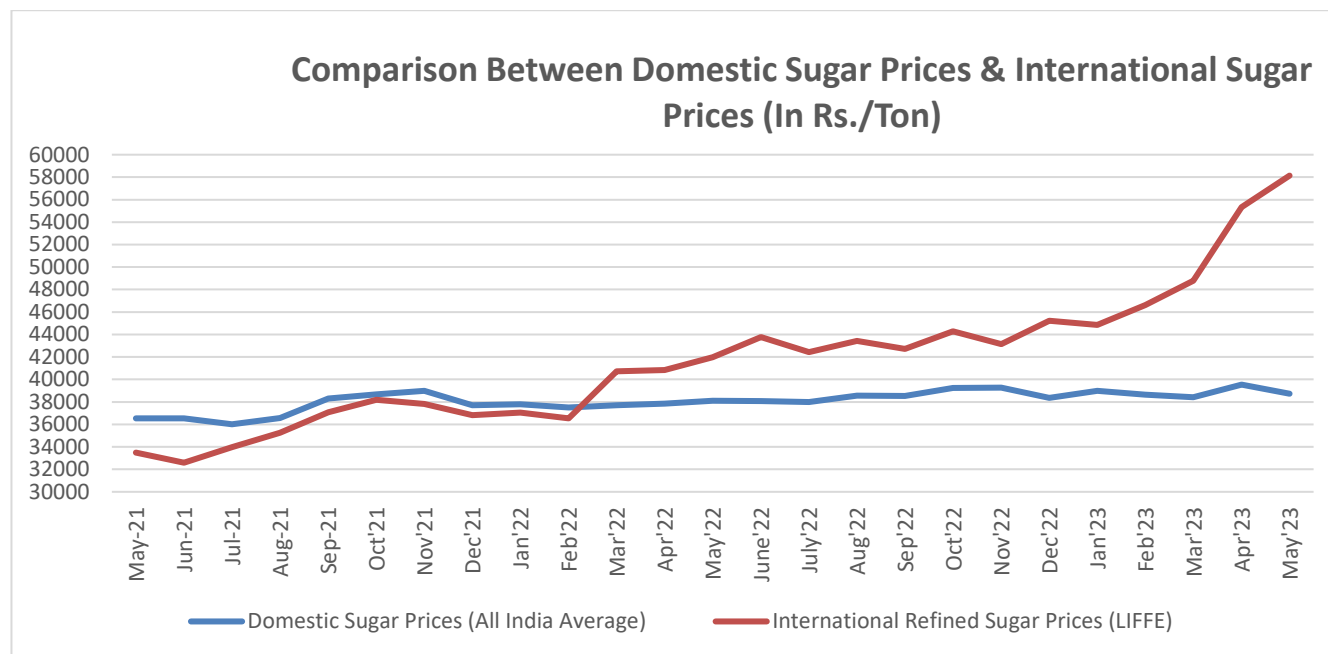
Technical Commentary:

As depicted in the above chart, prices corrected during the last month. Prices were broken to 38% Fibonacci retracement level. Further prices are likely to trade sideways in the coming month.

International Sugar Futures Price Projection

	Contract Month	Present Quote	Expected Price level for next month
ICE Sugar #11 (US Cent/lb)	Jul'23	24.73	24.50-25.80

Comparison of Indian Sugar Prices (All India Average) and International Refined Sugar Prices (LIFFE)

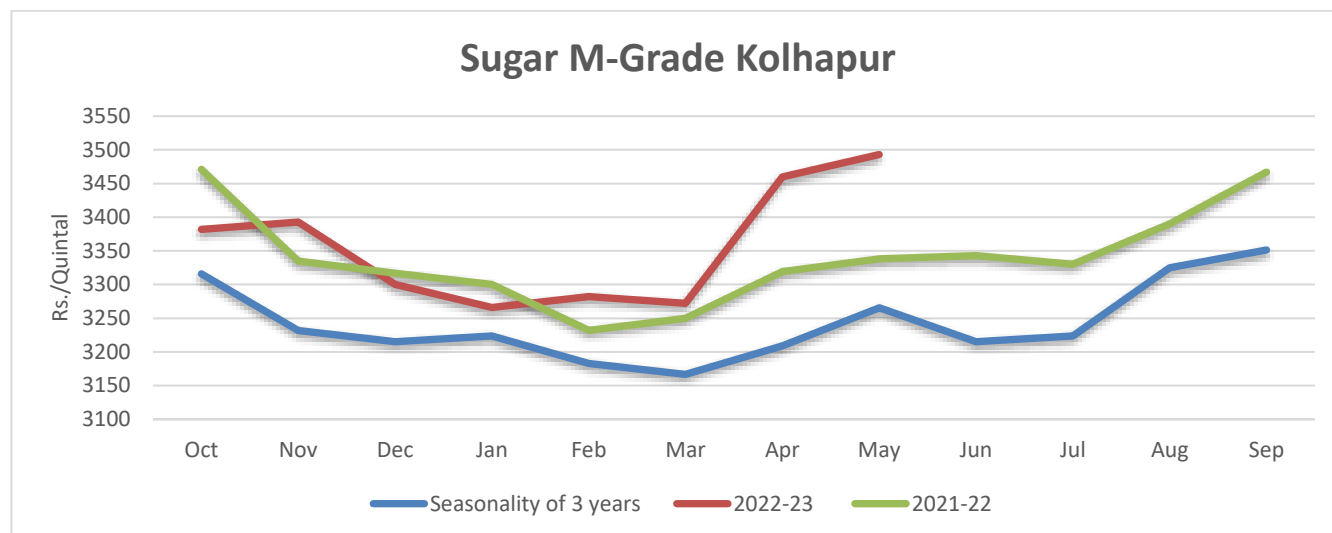


Source: USDA and Agmark.net

Domestic sugar prices corrected slightly during May'2023. Domestic prices stood at Rs. 38,742 per tonnes in May'23 compared to Rs. 39,540 per tonnes in Apr'2023. The average international sugar prices have increased around 5% in May'2023 to Rs. 58,139 per tonnes from Rs. 55,325 per tonnes in Apr 2023. Also, domestic prices are likely to trade stable in coming month as government has already released a higher sales quota during June month.

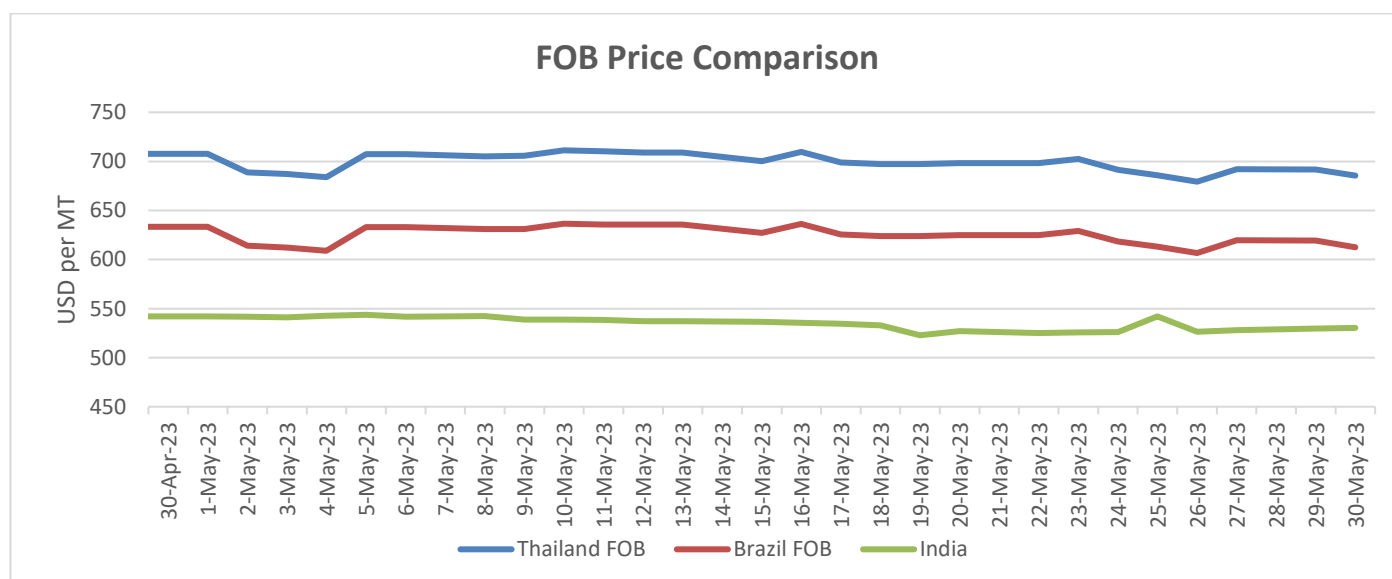
New Analysis:

Seasonality:



For the current 2022-23 season, sugar prices moved against the seasonality trend. Sugar prices continued to trade higher during Oct-Nov period as the harvesting was delayed and stocks were lower in the market. Between Dec-Mar prices continue to fall as sugarcane crushing entered its peak months and tapering of demand after the culmination of festive season pressurizing the market. But during the past Apr- May month prices traded higher as the supply remains tight due to expectation of lower production.

FOB Price Comparison:



In all the respective countries, FOB prices were traded on a higher side during month under review. The new crop has started from the countries like Brazil and Thailand. Sugar FOB prices were lower in Brazil and Thailand during the past month as crushing has begun for the 2023-24 season. Whereas, in India low domestic prices along with restricted export to 60 LMT keeps export prices on downside. Despite lower prices, India is not able to export sugar during the 2022-23 season as to maintain the domestic supply and demand.

Jaggery:

Jaggery prices in Muzaffarnagar market is currently Rs. 40 per kg higher as compared to sugar price of Rs.36 per kg. Jaggery prices have increased in the domestic market mainly due to the unseasonal rainfall in May month. Currently, around 12,27,406 quintals of jaggery are said to be stored, whereas the storage quantity last year is estimated at approximately 15,39,625 units.

Muzaffarnagar Stock Update Jaggery	Stock As on Date (Quintal)	
	05-Jun-23	05-Jun-22
Chaku	646939	912371
Rascut	46313	36916
Papdi	148324	168716
Khurpa	27528	27550
Total	1223176	1531385
Difference	308209	

Source: AgriWatch

Jaggery Price at Muzaffarnagar Benchmark Market (Rs./Quintal)		
Forecast Date	Past Month	Coming Month
01-June-23	3838	3850-3950

Domestic Sugar Spot Prices:

Spot Sugar Prices Scenario (Monthly-Average)					
Commodity	Centre	Variety	Average Prices (Rs/Qtl)		Change
Sugar			May'23	Apr'23	
Delhi	Delhi	M-Grade	3597	3611	-14
	Delhi	S-Grade	3577	3591	-14
Uttar Pradesh	Khatauli	M-Grade	3666	3670	-4
	Ramala	M-Grade	3600	3649	-50
	Dhampur	M-Grade Ex-Mill	3620	3610	10
	Dhampur	S-Grade Ex-Mill	3600	3590	10
	Dhampur	L-Grade Ex-Mill	3670	3660	10
Maharashtra	Mumbai	M-Grade	3684	3691	-8
	Mumbai	S-Grade	3561	3558	3
	Nagpur	M-Grade	3618	3528	90
	Nagpur	S-Grade	3518	3484	34
	Kolhapur	M-Grade	3493	3460	33
	Kolhapur	S-Grade	3393	3359	34
Assam	Guhawati	S-Grade	3707	3673	34
Meghalaya	Shillong	S-Grade	3712	3678	34
Andhra Pradesh	Vijayawada	M-Grade (With Duty)	3960	3914	46
	Vijayawada	S-Grade (With Duty)	3880	3837	43
West Bengal	Kolkata	M-Grade	3969	3601	368
Tamil Nadu	Chennai	S-Grade (With GST)	3575	3547	28
	Dindigul	M-Grade (DCA)	3854	3829	25
	Coimbatore	M-Grade (DCA)	3900	3866	34
Chattisgarh	Ambikapur	M-Grade (Without Duty)	3850	3850	Unch
Sugar Prices are in INR/Quintal. (1 Quintal=100 kg)					

Spot Jaggery(Gur) Prices Scenario (Monthly-Average)					
Commodity	Centre	Variety	Prices (Rs/Qtl)		Change
Jaggery(Gur)			May'23	Apr'23	
Uttar Pradesh	Muzaffarnagar	Chaku Sukha(Cold)	4066	3622	445
	Muzaffarnagar	Chaku(Arrival)(40kg Bag)	41000	82000	-41000
	Muzaffarnagar	Khurpa (Fresh)	3477	3177	299
	Muzaffarnagar	Laddoo (Fresh)	3821	3588	234
	Muzaffarnagar	Rascut (Fresh)	2884	2784	100

Karnataka	Hapur	Chaurasa	3147	2831	317
	Hapur	Balti	3250	2945	305
	Bangalore	Mudde (Average)	4547	4544	3
	Gulbarga	Other (Average)	2853	1550	1303
	Mahalingapura	Penti (Average)	3648	905	2743
	Mandya	Achhu (Medium)	4411	4054	357
	Mandya	Kurikatu (Medium)	4018	3778	240
	Mandya	Other (Medium)	4074	3871	203
	Mandya	Yellow (Medium)	4174	3891	282
	Shimoga	Achhu (Average)	3652	3645	8

Retail and Wholesale Sugar & Gur Price

International Sugar Prices (Monthly- Average)				
	Contract Month	May'23	Apr'23	Change
ICE Sugar #11 (US Cent/lb)	23-May	23.47	24.13	-0.66
	23-Jul	25.71	23.75	1.96
	23-Oct	25.34	23.48	1.86
LIFFE Sugar (US \$/MT)	23-May	659.49	668.41	-8.92
	23-Aug	706.37	657.20	49.17
	23-Oct	695.59	644.04	51.55

Retail and Wholesale Gur Price

Retail Prices		
Commodity: Sugar& Gur (Rs./Kg.)		
Date	2-Jun-23	2-Jun-23
Centre	Sugar	Gur
NORTH ZONE		
CHANDIGARH	42	50
DELHI	41	53
HISAR	40	41
KARNAL	44	45

Wholesale Prices		
Commodity: Sugar& Gur (Rs./Quintal.)		
Date	2-Jun-23	2-Jun-23
Centre	Sugar	Gur
NORTH ZONE		
CHANDIGARH	3950	4500
DELHI	3750	3650
HISAR	3900	3900
KARNAL	3700	4000

PANCHKULA	41	45
GURGAON	42	44
SHIMLA	45	43
MANDI	43	46
DHARAMSHALA	43	44
SOLAN	42	44
UNA	43	46
BILASPUR-HP	43	44
CHAMBA	46	45
HAMIRPUR-HP	45	47
KULLU	43	42
SIRMOUR	42	41
KINNAUR	46	44
LAHAUL & SPITI	48	55
SRINAGAR	50	49
JAMMU	45	50
POONCH	48	46
KUPWARA	60	48
AMRITSAR	42	55
LUDHIANA	41	50
BATHINDA	41	51
BARNALA	45	42
HOSHIARPUR	43	55
FARIDKOT	40	40
MANSA	NR	NR
VARANASI	46	59
AGRA	42	42
JHANSI	41	39
MEERUT	41	46

PANCHKULA	3900	4200
GURGAON	4000	3800
SHIMLA	4200	4000
MANDI	3865	3950
DHARAMSHALA	3800	3800
SOLAN	3800	4000
UNA	3975	4000
BILASPUR-HP	4097	4195
CHAMBA	4450	4150
HAMIRPUR-HP	4073	4525
KULLU	4150	3960
SIRMOUR	3800	3600
KINNAUR	4482	4300
LAHAUL & SPITI	4400	4500
SRINAGAR	4500	4200
JAMMU	4070	4250
POONCH	4250	4200
KUPWARA	3950	3900
AMRITSAR	3900	4600
LUDHIANA	3800	4000
BATHINDA	3950	4300
BARNALA	4000	3900
HOSHIARPUR	4000	4600
FARIDKOT	3700	3700
MANSA	NR	NR
VARANASI	4160	4980
AGRA	3960	3900
JHANSI	4000	3600
MEERUT	3890	3960

ALLAHABAD	45	52
GORAKHPUR	41	49
SAHARANPUR	41	47
BAREILLY	40	42
AYODHYA	39	43
MORADABAD	42	48
ALIGARH	40	43
MIRZAPUR (VINDHYANCHAL)	48	57
BANDA	39	41
AZAMGARH	43	57
GONDA (DEVIPATAN)	45	45
AMETHI	46	49
BARABANKI	41	49
BHADOHI	42	45
CHANDAULI	40	41
FARRUKHABAD	41	40
GHAZIPUR	43	56
JAUNPUR	42	53
UP-PRATAPGARH	42	46
SAMBHAL	40	37
SANTKABIR NAGAR	43	40
SHAHJAHANPUR	42	50
SITAPUR	42	39

ALLAHABAD	3960	4250
GORAKHPUR	4000	4500
SAHARANPUR	3945	4120
BAREILLY	3860	3800
AYODHYA	3800	3800
MORADABAD	3800	4300
ALIGARH	3700	3750
MIRZAPUR (VINDHYANCHAL)	4200	4500
BANDA	3800	4000
AZAMGARH	3950	4075
GONDA (DEVIPATAN)	3800	4200
AMETHI	3980	4400
BARABANKI	3900	4200
BHADOHI	3900	4000
CHANDAULI	3950	3900
FARRUKHABAD	3900	3780
GHAZIPUR	4200	4800
JAUNPUR	3950	4600
UP-PRATAPGARH	3960	4400
SAMBHAL	3700	3200
SANTKABIR NAGAR	4100	3800
SHAHJAHANPUR	3750	3620
SITAPUR	3850	3800

SULTANPUR	43	48
UNNAO	42	45
AMBEDKAR NAGAR	40	50
AMROHA	40	37
BAGHPAT	40	45
BIJNOR	41	47
BUDAUN	42	40
ETAH	40	40
FATEHPUR	43	46
GHAZIABAD	41	52
HARDOI	40	42
JALAUN	42	45
KAUSHAMBI	42	50
KUSHINAGAR	42	46
LAKHIMPUR KHERI	40	51
PILIBHIT	41	40
SHARWASTI	41	49
SIDDHARTH NAGAR	40	40
SONBHADRA	41	49
RAMPUR	41	40
BAHRAICH	39	45
BASTI	42	47
ETAWAH	42	43
MUZZAFARNAGAR	41	36
CHITRAKOOT	40	42
HAMIRPUR-UP	42	44
DEORIA	44	47

SULTANPUR	3915	3568
UNNAO	4000	3800
AMBEDKAR NAGAR	3800	4000
AMROHA	3800	3500
BAGHPAT	3880	4300
BIJNOR	3950	4400
BUDAUN	3980	3900
ETAH	3800	3400
FATEHPUR	3950	4000
GHAZIABAD	4000	3900
HARDOI	3900	3420
JALAUN	4000	3600
KAUSHAMBI	3800	4000
KUSHINAGAR	4040	4030
LAKHIMPUR KHERI	3890	4520
PILIBHIT	3880	3850
SHARWASTI	3900	4250
SIDDHARTH NAGAR	3800	3700
SONBHADRA	3800	4200
RAMPUR	3800	3900
BAHRAICH	3900	3500
BASTI	3960	4100
ETAWAH	3900	3355
MUZZAFARNAGAR	3825	3100
CHITRAKOOT	3900	4200
HAMIRPUR-UP	4050	4200
DEORIA	4000	4400

HAPUR	40	40
BULANDSHAHR	40	38
KANPUR DEHAT	40	40
HATHRAS	40	45
RAEBARELI	41	50
LALITPUR	41	39
MOHABA	40	39
GAUTAM BUDH NAGAR	42	53
AURAIYA	40	44
MAHARAJGANJ	NR	NR
BALRAMPUR	41	46
KANNAUJ	41	47
MATHURA	41	40
FIROZABAD	40	45
KASGANJ	42	47
MAINPURI	39	43
SHAMLI	40	40
BALLIA	42	50
MAU	43	47
DEHRADUN	42	46
WEST ZONE		
RAIPUR	41	46
DURG	42	48
BHOPAL	42	48
INDORE	41	48
GWALIOR	42	48
REWA	42	42
SAGAR	41	43
JHABUA	48	56
HOSHANGABAD	40	44

HAPUR	3850	3600
BULANDSHAHR	3950	3500
KANPUR DEHAT	3800	3800
HATHRAS	3800	4200
RAEBARELI	3980	4500
LALITPUR	3840	3540
MOHABA	3800	3500
GAUTAM BUDH NAGAR	4000	4000
AURAIYA	3800	4200
MAHARAJGANJ	4000	4200
BALRAMPUR	3800	4100
KANNAUJ	3840	4200
MATHURA	3950	3780
FIROZABAD	4000	3600
KASGANJ	4000	4500
MAINPURI	3800	3900
SHAMLI	3650	3400
BALLIA	NR	4020
MAU	4000	4400
DEHRADUN	3980	3800
WEST ZONE		
RAIPUR	3600	3800
DURG	3650	3800
BHOPAL	3900	4200
INDORE	3790	4020
GWALIOR	3925	4500
REWA	3800	3900
SAGAR	3880	3925
JHABUA	3600	4450
HOSHANGABAD	3800	3950

SHAHDOL	41	44
BURHANPUR	40	47
NARSHINPUR	39	34
RAISEN	40	45
SHEOPUR	40	40
AGAR MALWA	41	41
UMARIA	46	46
SHAJAPUR	41	41
DEWAS	39	47
KHARGONE	40	45
SINGRAULI	46	46
CHHINDWARA	40	40
SEHORE	45	40
ALIRAJPUR	40	50
BETUL	41	47
DAMOH	42	45
DHARNI	40	44
LATUR	37	42
AKLUJ	40	49
ARNI YAVATMAL	40	53
CHANDRAPUR	44	56
KARAD SATARA	40	48
AHEMEDNAGAR	38	44
KHULTABAD	38	53
ISLAMPUR	39	48
KANKAVLI	41	51
PARTUR	40	40
GONDIA	36	38

SHAHDOL	3800	3700
BURHANPUR	3800	4500
NARSHINPUR	3758	2755
RAISEN	3800	4100
SHEOPUR	3800	3800
AGAR MALWA	3750	3750
UMARIA	3800	3500
SHAJAPUR	3650	3700
DEWAS	3850	4000
KHARGONE	3800	4000
SINGRAULI	4100	4500
CHHINDWARA	3800	3850
SEHORE	4000	NR
ALIRAJPUR	3800	4900
BETUL	3900	3900
DAMOH	3900	4000
DHARNI	3850	4000
LATUR	3600	3800
AKLUJ	3600	4000
ARNI YAVATMAL	3750	4200
CHANDRAPUR	4000	5000
KARAD SATARA	3680	4050
AHEMEDNAGAR	3600	4000
KHULTABAD	3600	4700
ISLAMPUR	3540	3440
KANKAVLI	3800	4200
PARTUR	3700	3000
GONDIA	NR	3700

JALGAON	40	46
AJMER	40	38
BIKANER	42	40
BUNDI	39	48
BARMER	42	42
BHILWARA	42	43
CHHITORGARH	40	48
CHURU	39	38
DHOLAPUR	39	39
DUNGARPUR	46	54
HANUMANGARH	47	43
JAISALMER	44	43
JALORE	40	41
EAST ZONE		
PATNA	44	44
MUNGER	42	43
SAHARSA	42	58
MADHUBANI	43	48
ROHTAS (SASARAM)	45	52
MOTIHARI	42	42
SAMASTIPUR	45	46
KATIHAR	42	46
ARARIA	43	50
NAWADA	42	40
KHAGARIA	43	42
BANKA	40	41
ARWAL	42	39
AURANGABAD	40	41
BEGUSARAI	39	44

JALGAON	3700	3900
AJMER	3665	3200
BIKANER	4000	3800
BUNDI	3700	3500
BARMER	3900	3800
BHILWARA	3700	4000
CHHITORGARH	3850	3227
CHURU	3800	3500
DHOLAPUR	3800	3000
DUNGARPUR	3700	4200
HANUMANGARH	4450	4200
JAISALMER	3800	3400
JALORE	3900	3600
EAST ZONE		
PATNA	4050	4000
MUNGER	4000	3900
SAHARSA	3900	4150
MADHUBANI	4100	4400
ROHTAS (SASARAM)	4050	4400
MOTIHARI	4000	3900
SAMASTIPUR	4100	4000
KATIHAR	4000	4400
ARARIA	3850	4250
NAWADA	3800	3500
KHAGARIA	4000	4000
BANKA	3900	3500
ARWAL	4000	3500
AURANGABAD	4000	3500
BEGUSARAI	3900	4000

BHOJPUR ARA	47	49
BUXAR	42	46
GOPALGANJ	42	50
JAMUI	44	40
JEHANABAD	43	48
KAIMUR	45	43
KISHANGANJ	40	51
LAKHISARAI	42	45
MEDHEPURA	45	44
NALANDA	45	50
SHEIKHPURA	42	51
SHEOHAR	42	45
SITAMARHI	42	42
SIWAN	42	42
SUPAUL	42	38
VAISHALI	40	41
WEST CHAMPARAN	42	47
RANCHI	42	50
GUMLA	44	39
GIRIDHI	42	40
SERAIKELLA	43	45
PAKUR	44	50
JAMTARA	45	44
LATEHAR	41	40
GODDA	42	60
KODERMA	44	50
BHUBANESHWAR	44	50
CUTTACK	45	53

BHOJPUR ARA	4000	4000
BUXAR	4050	4200
GOPALGANJ	4000	4600
JAMUI	3980	3600
JEHANABAD	4000	4700
KAIMUR	4000	4000
KISHANGANJ	3900	4800
LAKHISARAI	3980	4000
MEDHEPURA	4020	3900
NALANDA	4200	4080
SHEIKHPURA	4000	4500
SHEOHAR	4150	4200
SITAMARHI	4000	3800
SIWAN	4000	4000
SUPAUL	4050	3700
VAISHALI	3800	3600
WEST CHAMPARAN	4100	4100
RANCHI	4000	4500
GUMLA	3900	3500
GIRIDHI	4050	3800
SERAIKELLA	4100	4000
PAKUR	4200	4800
JAMTARA	4120	4250
LATEHAR	3900	3800
GODDA	4000	4000
KODERMA	4200	3900
BHUBANESHWAR	4050	4200
CUTTACK	4100	4800

SAMBALPUR	45	43
ROURKELA	43	47
BERHAMPUR	44	47
JEYPORE	45	45
BALASORE	43	56
BARIPADA	44	55
BALANGIR	43	44
ANGUL	44	43
BOUDHGARH	40	45
MALKANGIRI	40	47
PURI	41	49
RAYAGADA	44	41
SONEPUR	41	45
BHADRAK	40	50
JHARSUGUDA	42	39
KENDRAPARA	42	41
RAMPURHAT	46	58
MALDA	43	49
RAIGANJ	42	52
ALIPURDUAR	42	40
ASANSOL	42	44
BALURGHAT	43	44
BANKURA	45	48
BARASAT	49	52
BARDHAMAN	42	45
BARUIPUR	42	39

SAMBALPUR	4020	3740
ROURKELA	3850	4200
BERHAMPUR	4400	4300
JEYPORE	4000	4000
BALASORE	3950	4800
BARIPADA	4200	4500
BALANGIR	3860	3800
ANGUL	4100	3900
BOUDHGARH	4000	4200
MALKANGIRI	3880	4600
PURI	4100	4300
RAYAGADA	4060	3800
SONEPUR	3900	4100
BHADRAK	NR	NR
JHARSUGUDA	3840	3100
KENDRAPARA	4200	4000
RAMPURHAT	3940	5040
MALDA	4100	4700
RAIGANJ	3900	4800
ALIPURDUAR	3900	3600
ASANSOL	4000	4000
BALURGHAT	4050	3750
BANKURA	3900	3800
BARASAT	4000	4400
BARDHAMAN	4000	3950
BARUIPUR	3800	3500

BERHAMPORE	42	44
CHINSURAH	43	53
COOCH BEHAR	42	47
HOWRAH	44	58
JALAPIGURI	43	50
JHARGRAM	44	41
KALIMPONG	45	54
KRISHNAGAR	73	98
TAMLUK	44	50
NORTH EAST ZONE		
PORT BLAIR	52	69
BARPETA	43	45
TINSUKIA	45	58
DHUBRI	45	50
GOALPARA	41	47
GOLAGHAT	45	66
MANGALDAI	43	60
SONARI	44	68
TAMULPUR	45	50
SIVASAGAR	45	63
BISWANATH CHARIALI	44	53
DIBRUGARH	45	55
KARIMGANJ	42	53
MAJULI	48	58

BERHAMPORE	4000	3400
CHINSURAH	4200	4000
COOCH BEHAR	3900	3700
HOWRAH	4100	4500
JALAPIGURI	4100	4700
JHARGRAM	4000	3600
KALIMPONG	4400	5200
KRISHNAGAR	4280	8000
TAMLUK	3800	3600
NORTH EAST ZONE		
PORT BLAIR	4800	6200
BARPETA	4100	3700
TINSUKIA	4050	3800
DHUBRI	4100	4000
GOALPARA	4000	4000
GOLAGHAT	4100	5700
MANGALDAI	4050	4500
SONARI	4250	4500
TAMULPUR	4100	4600
SIVASAGAR	4150	3700
BISWANATH CHARIALI	4200	4500
DIBRUGARH	4160	4700
KARIMGANJ	4050	4350
MAJULI	4200	4700

SONITPUR TEZPUR	42	46
HAFLONG	50	80
SOUTH ZONE		
VIJAYWADA	43	57
VISAKHAPATNAM	42	57
KURNOOL	41	60
TIRUPATHI	45	58
BELAGAVI	50	48
KALABURAGI	38	40
TUMAKURU	41	58
BELLARY	40	42
DHAVANAGERE	40	58
SHIVAMOGGA	40	47
VIJAYAPUR	43	61
RAMANAGARA	41	50
RAICHUR	40	49
CHAMARAJANAGAR	40	56
KOLAR	39	51
HAVERI	39	42
BAGALKOT	38	42
BIDAR	36	36
KOPPAL	43	44
MANDYA	40	54
YADGIR	39	47
CHIKKAMAGALUR	40	55

SONITPUR TEZPUR	4000	4500
HAFLONG	4500	6200
SOUTH ZONE		
VIJAYWADA	3960	5000
VISAKHAPATNAM	4000	5000
KURNOOL	3500	4200
TIRUPATHI	4000	5000
BELAGAVI	3800	3900
KALABURAGI	3540	3750
TUMAKURU	3800	4800
BELLARY	3700	3800
DHAVANAGERE	3850	5000
SHIVAMOGGA	3780	4100
VIJAYAPUR	3800	4300
RAMANAGARA	3800	4500
RAICHUR	3650	4000
CHAMARAJANAGAR	3900	5400
KOLAR	3500	5000
HAVERI	3800	4200
BAGALKOT	3550	3900
BIDAR	3000	3200
KOPPAL	3620	3550
MANDYA	3800	4800
YADGIR	3700	4200
CHIKKAMAGALUR	3780	5100

BANGALORE RURAL	39	49
CHIKKABALLAPUR	40	50
CHITRADURGA	38	46
GADAG	41	40
HASSAN	38	49
KODAGU	41	41
UDUPI	39	43
UTTARA KANNADA	44	46
VIJAYANAGARA	41	43
T.PURAM	42	79
ERNAKULAM	44	61
KOZHIKODE	42	68
THRISSUR	45	62
PALAKKAD	42	54
WAYANAD	40	57
KASARGOD	40	52
KOTTAYAM	43	60
PATHANAMTHITTA	42	65
ALAPUZHA	41	60
KOLLAM	44	64
IDUKKI	41	60
KANNUR	41	59
MALAPURAM	40	55
CUDDALORE	39	51
SIVAGANGAI	42	51

BANGALORE RURAL	3560	4500
CHIKKABALLAPUR	3400	4000
CHITRADURGA	3200	4300
GADAG	3900	3600
HASSAN	3600	4500
KODAGU	3000	3600
UDUPI	3600	3800
UTTARA KANNADA	3650	4000
VIJAYANAGARA	3750	3750
T.PURAM	4000	5100
ERNAKULAM	3865	4900
KOZHIKODE	3950	4900
THRISSUR	3920	4800
PALAKKAD	3920	4800
WAYANAD	3900	4780
KASARGOD	3850	4800
KOTTAYAM	3975	5500
PATHANAMTHITTA	3800	5500
ALAPUZHA	3920	4700
KOLLAM	3980	4600
IDUKKI	3900	4600
KANNUR	3800	4800
MALAPURAM	3920	4850
CUDDALORE	3600	4800
SIVAGANGAI	4000	4800

THANJAVUR	40	50
THE NILGIRIS	42	59
THOOTHUKUDI	43	54
KARIMNAGAR	40	56
WARANGAL	41	54
ADILABAD	38	53
NIZAMABAD	42	65
SANGAREDDY	40	60
Average Price	42.62	50.18
Maximum Price	73	150
Minimum Price	35	34
Modal Price1	40	45

THANJAVUR	3500	4600
THE NILGIRIS	3980	4500
THOOTHUKUDI	3920	4700
KARIMNAGAR	3400	4800
WARANGAL	3900	5100
ADILABAD	3700	4300
NIZAMABAD	3800	5500
SANGAREDDY	3800	5800
Average Price1	3944.15	4300.84
Maximum Price1	5200	10000
Minimum Price1	3000	2755
Modal Price1	3800	4000

Disclaimer

The information and opinions contained in the document have been compiled from sources believed to be reliable. The company does not warrant its accuracy, completeness and correctness. Use of data and information contained in this report is at your own risk. This document is not, and should not be construed as, an offer to sell or solicitation to buy any commodities. This document may not be reproduced, distributed or published, in whole or in part, by any recipient hereof for any purpose without prior permission from the Company. IASL and its affiliates and/or their officers, directors and employees may have positions in any commodities mentioned in this document (or in any related investment) and may from time to time add to or dispose of any such commodities (or investment). Please see the detailed disclaimer at © 2023 Indian Agribusiness Systems Ltd.