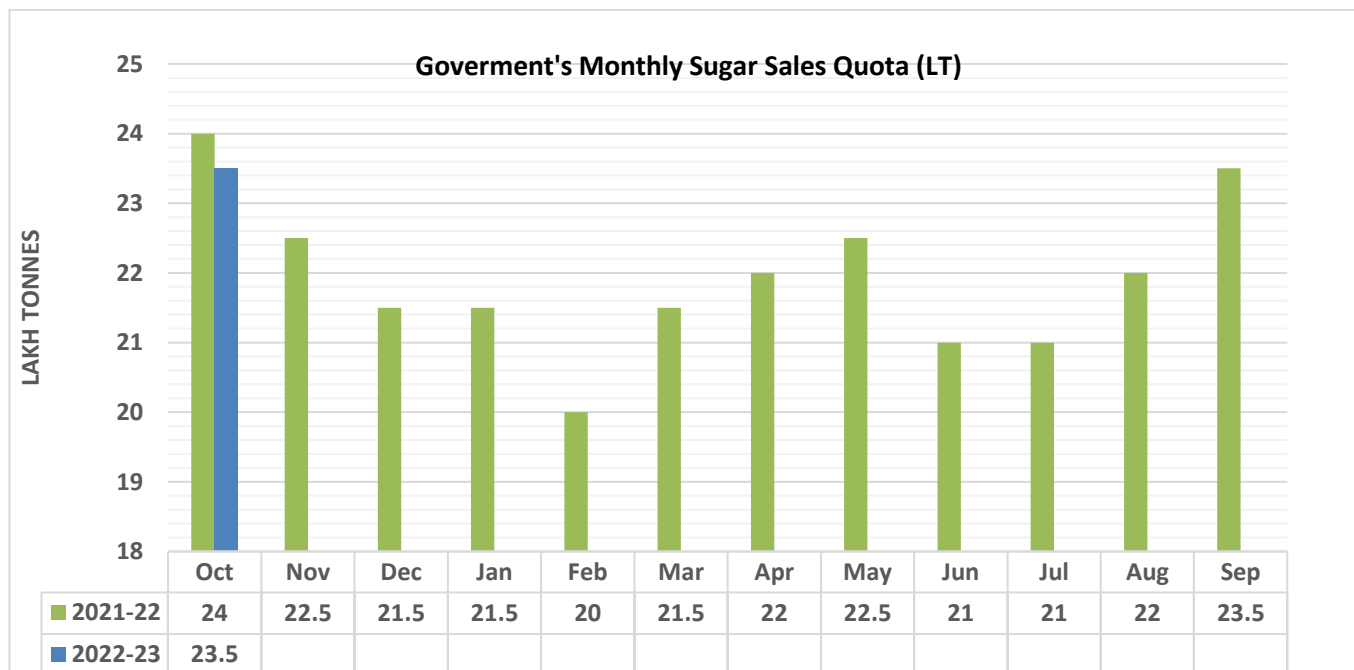


Domestic Market Highlights

Recent Updates:

In a notification issued on 30th September 2022, the food ministry has allocated higher monthly sales quota of 23.5 Lakh MT (LMT) for monthly October 2022, compared to 0.5 LMT lower allocated during October 2021. During the previous month government allocated 23.5 LMT quota. As per Agriwatch Sources, demand is expected to increase with the beginning of the new sugar 2022-23 season, with upcoming sugar demand due to festival season in October 2022.

State-wise sugar sales Quota				
State-wise	October 2022	September 2022	Difference	Difference (%)
Andhra Pradesh	22490	22194	+296	+1.33
Bihar	34723	37336	-2613	-7.00
Chhattisgarh	9036	8770	+266	+3.03
Gujarat	86338	84378	+1960	+2.32
Haryana	76351	74426	+1925	+2.59
Karnataka	353813	342980	+10833	+3.16
Madhya Pradesh	46179	46182	-3	-0.01
Maharashtra	679662	702177	-22515	-3.21
Odisha	767	1643	-876	-53.32
Punjab	75875	74725	+1150	+1.54
Tamil Nadu	78699	64759	+13940	+21.53

Telangana	7071	7162	-91	-1.27
Uttar Pradesh	837967	842346	-4379	-0.52
Uttarakhand	40124	39843	+281	-0.71

The Department of Agriculture, Rajasthan has released its first advance estimate for the 2022-23 season. Overall sugarcane production in the state is expected to reach 341622 tonnes during the 2022-23 season. The area under sugarcane cultivation in the state has reached 4780 hectares and the average yield is expected to be 714 kgs per hectare in the 2022-23 season.

As of 28th Sept 2022, Andhra Pradesh Sugarcane sowing has reached 0.39 lakh hectares for the 2022-23 season which is slightly lower compared to the previous season's sowing of 0.44 lakh hectares. Average rainfall for the period from 01.06.2022 to 28.09.2022 has reached 563.2 mm against the normal of 562 mm in the state.

As of Sept. 23rd, 2022 Sugarcane sowing has reached 55.66 Lakh Ha. Vs 55.22 Lakh Ha. same period last year. As per AgriWatch, the overall sugarcane crop is in good condition. Sugarcane crushing is likely to start after 15th October in key growing states.

Sugar Exports:

According to the market sources, sugar exports may get affected in Uttar Pradesh during the 2022-23 season. With the expectation of lower production during the 2022-23 season in the state. Sugar exports may get affected. According to the market sources, Sugar production is likely to be 100 MT during the 2022-23 season and consumption is likely to be 40 MT, the state is likely to face a glut-like situation leading the mills to store sugar stocks in their warehouses if the state fails to push the sale of the sweetener in the national market.

Whereas, as per Agriwatch Sources, due to lower rains in the July-Aug month, sugar recovery is expected to be lower in the state which will further affect the sugar production in the state. Sugar production is likely to be lower than 100 lakh tonnes in the 2022-23 season.

Also, Sugarcane crushing is likely to begin in the state after Diwali festival.

Sugarcane Sowing (Lakh Hectares) As of 23 rd Sep 2022		
State-wise	2022-23	2021-22
Andhra Pradesh	0.47	0.84
Assam	0.29	0.30
Bihar	2.35	2.64
Chhattisgarh	0.32	0.35
Gujarat	2.32	2.31
Haryana	1.06	1.10
Karnataka	6.6	5.69
Madhya Pradesh	0.86	1.06
Maharashtra	13.4	12.32
Odisha	0.19	0.17
Punjab	0.97	0.98
Tamil Nadu	1.51	1.5
Telangana	0.32	0.29
Uttar Pradesh	23.6	23.95
Uttarakhand	0.92	0.93
West Bengal	0.16	0.17
Others	0.26	0.35
All-India	55.66	55.22

Stakeholders expect sugar exports to reach 7-8 million tonnes in the 2022-23 season till 30th April 2022. According to the market sources, sugar production for the 2022-23 season is expected to be 36 million tonnes which would be higher than the domestic consumption of 27 million tonnes. As per the sources, there will be a mandatory review of the demand-supply situation (in February) for the coming 2022-23 season. Around 7 million tonnes of sugar exports are expected in the first tranche of 2022-23 season. During the previous 2021-22 season sugar exports has reached 112 lakh tonnes.

Sugarcane Crushing 2022-23

AgriWatch expects sugar crushing to start from mid-October 2022 for the coming 2022-23 season in Maharashtra. As per the sources, currently the sugarcane crop condition is good in Maharashtra and yield is expected to improve in the coming season. No major crop damage has been reported so far.

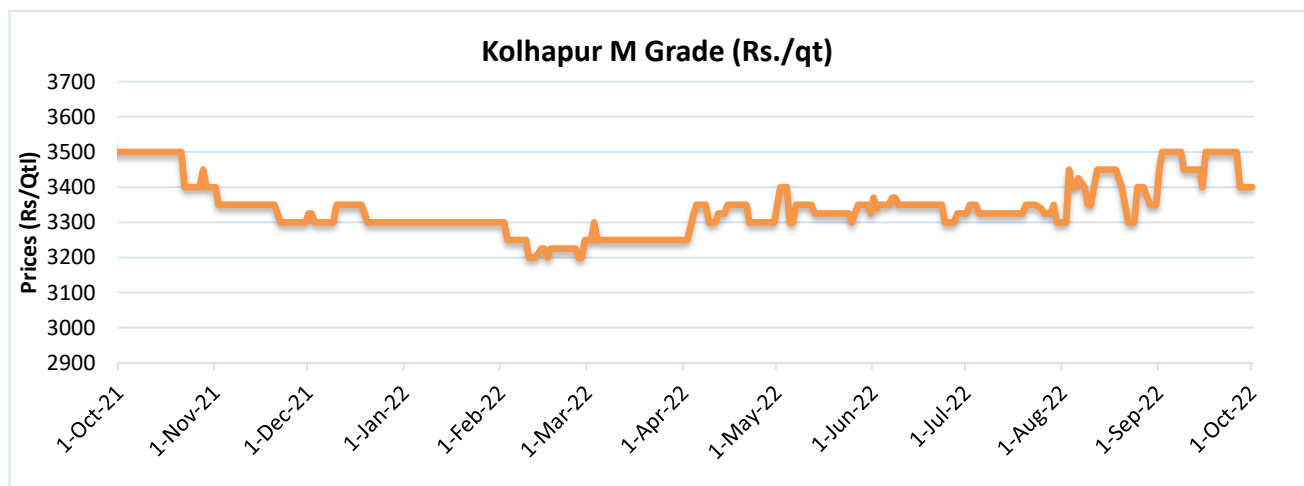
Although, in Uttar Pradesh, the crop yield and sugar recovery are expected to decline due to lower rains in July-August. Sugarcane crushing in Uttar Pradesh is expected to begin after 15th October 2022.

Price Outlook:

- The average sugar prices were slightly higher at Rs. 3,518 per quintal during the past week from Rs.3,503 per quintal in Delhi market. Whereas, sugar prices in Maharashtra were higher at Rs.3450 per quintal.

Price Projection for the Next week

As per AgriWatch, the average prices for Sugar 'M' grade in key Kolhapur market remained lower at Rs.3400 per quintal during the week under review. Sugar prices in the Kolhapur market are likely to range between Rs. 3450- Rs. 3550 per quintal amid high demand (festive demand; Dusshera and Durga Puja) in the market for the coming week.



Sugar Price at Kolhapur Market (Rs./Quintal)

Forecast Date	Past Week	Coming week
12-Sept-22	3400	3450-3550

Uttar Pradesh: Mill-wise Sugar List (01/10/2022)

S.no	Mill Name	Opening Stock	Sold Stock	Balance Stock	Today Rate
		(in Qtls)			(in Rs./Qtls)
1	ANOOPSAHAR (ANOO)	307958	6346	301612	3445
2	BAGPAT (BAGP)	417989	12590	405399	3480
3	BELRAYAN (BELR)	698496	29480	669016	3475
4	BILASPUR (BILA)	135790	1800	133990	3425
5	BISALPUR (BISA)	370134	17260	352874	3460
6	BADAUN (BUDA)	191282	0	191282	3420
7	GAJRAULA (GAJR)	290829	250	290579	3490
8	GHOSI (GHOS)	91985	30	91955	3490
9	KAIMGANJ (KAIM)	84809	0	84809	3490
10	MAHMUDABAD (MAHM)	152981	200	152781	3530
11	MORNA (MORN)	486069	2070	483999	3480
12	NANAUTA (NANA)	889494	8020	881474	3455
13	NANAPRA (NANP)	425404.47	0	425404.47	3515
14	POWAYAN (POWA)	141962	250	141712	3510
15	PURANPUR (PURA)	273819	4160	269659	3460
16	RAMALA (RAMA)	902851	18365	884486	3505
17	SAMPORNANAGAR (SAMP)	488359	670	487689	3460
18	SARSAWA (SARS)	663882	1600	662282	3445
19	SATHA (SATH)	12691.87	-	12691.87	-
20	SATHIAON (SATN)	165218	-	165218	3570
21	SEMIKHERA (SEMI)	210851	1550	209301	3475
22	SNEH ROAD (SNEH)	729527	25360	704167	3460
23	SULTANPUR (SULT)	25359.06	-	25359.06	3540
24	TILHAR (TILH)	348611	4740	343871	3475
Total		8,506,351.40	134,741.00	8,371,610.40	

Source: Uttar Pradesh Sugar Cooperative Federation

Ethanol: According to the market sources, the center may hike the ethanol purchase price by Rs.2 per liter for the 2022-23 season (Dec-Nov). According to the Ministry of petroleum and natural gas, the government has achieved 10.3% ethanol blending in petrol as of June 2022, ahead of the November 2022 deadline. Earlier, during the 2021-22 season, the government increased the procurement price of all three categories of ethanol produced from different sources by 1.27 to 2.55 percent.

Note: Brazil Ethanol production has increased by 2% to 2.12 billion litres till the first half of September 2022.

Uttar Pradesh: Mill-wise Ethanol List (01/10/2022)

S.N o	Factory Name	Opening Stock	Production To Date	Stock On Date	Sale in Hand	Last Sold Rate
		(in Lac B.L.)				(in Rs./litre)
		01st October 2022				
1	ANOOPSAHAR (ANOO)	3.46	29.24	0.43	44.98	59.08
2	GHOSI (GHOS)	3.7	9.28	0.33	27.54	59.08
3	KAIMGANJ (KAIM)	1.62	0	1.59	9.57	46.66
4	MAJHOLA (MAJH)	0	0	0	0	0
5	NANAUTA (NANA)	2.58	11.14	0.79	29.63	46.66
6	NANAPRA (NANP)	0	0	0.5	7	46.66
7	SAMPORNANAGAR (SAMP)	4.84	6.91	0.3	61.9	46.66
8	SATHIAON (SATN)	14.44	19.06	1.14	29.74	59.08
9	SNEH ROAD (SNEH)	0.13	42.84	0.07	92	59.08
Tota l		30.77	118.47	5.15	302.36	

International Market Highlights

Thailand Sugar Balance Sheet (Nov-May)				
Season	Sugar Production	Exports	Domestic Consumption	Ending Stock
2020-21	75.87	37.39	235.0	9.06
2021-22	102.30	100.00	242.0	6.87
2022-23*	105.00	110.00	252.0	3.85

Brazil Sugar Balance Sheet (Apr-Mar)				
Season	Sugar Production	Exports	Domestic Consumption	Ending Stock
2020-21	420.5	321.5	101.5	3.40
2021-22	353.5	256.5	98	2.40
2022-23*	363.7	266.2	98	1.90

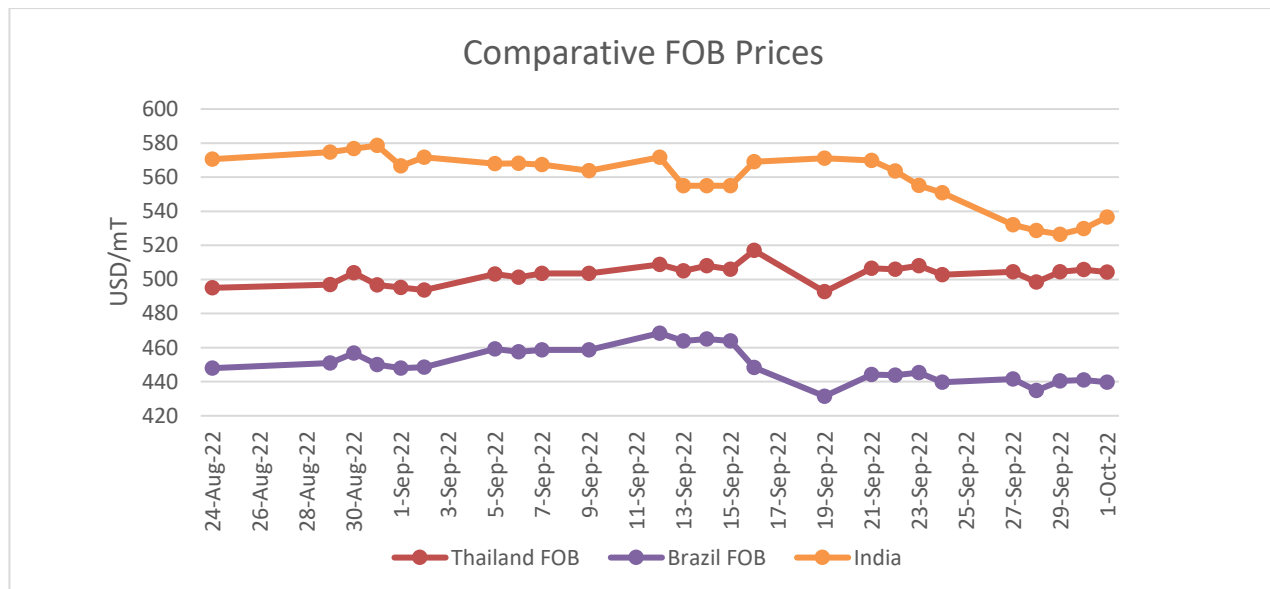
Source: USDA; Unit: Lakh Tonnes

According to the Commerce Ministry, China has fixed its sugar imports at 1.945 million tonnes for the 2022-23 season, which is the same as that of the previous season. As per the sources 70% of the quota is likely to state-owned firms. As a result, Agriwatch expects India to have good opportunity for exports during the 2022-23 season.

According to the Fiji Sugar Corporation, the sugar mills in the country had produced 109,554 tonnes till 19th September 2022 after crushing 1 million tonnes of cane. The sugar recovery rate is expected to improve in the coming 2022-23 season.

According to UNICA, sugarcane crushing in Brazil has increased by 2.5% to 39.49 million tonnes during the first half of September 2022. The allocation to sugar production has been increased to 48.4% as against 46.4% last season. Earlier, sugar production was expected to fall but with the increase in arrivals and good sugar recovery, production has now increased in Brazil.

FOB Prices:



International Sugar FOB (USD/mT)				
Date	Thailand FOB	Brazil FOB	Indian White Sugar FOB	INR
27-Sep-22	504	441	532	81.37
28-Sep-22	498	434	434	81.90
29-Sep-22	504	440	440	81.86
30-Sep-22	505	441	441	81.55
01-Oct-22	504	439	439	81.63

ICE & LIFE Future Prices

International Sugar Futures ICE					(Rs/Qtl)	
Futures month	% Change over previous year	Today	Week ago	Month Ago	Year Ago	RBI Dollar
		30-Sep-22	23-Sep-22	30-Aug-22	4-Oct-21	30-Sep-22
Oct-22	-0.44	3027	3315	3081	3040	81.55
Mar-23	-1.27	3230	3199	3211	3271	
May-23	-3.09	3094	3087	3113	3193	

International Sugar Futures LIFFE					(Rs/Qtl)	
Futures month	% Change over previous year	Today	Week ago	Month Ago	Year Ago	RBI Dollar
		30-Sep-22	23-Sep-22	30-Aug-22	4-Oct-21	30-Sep-22
Oct-22	3.74	3842	3876	3879	3703	81.55
Dec-22	20.08	4312	4313	4159	3591	
Mar-23	4.93	3923	3942	3946	3738	

The Raw Sugar futures ICE traded lower by 0.4 percent at Rs. 3027 per Quintal. The LIFE Sugar traded higher at Rs. 3842 per Quintal as compared to the previous season of Rs. 3703 per Quintal.

International Sugar Futures Price Projection



LIFFE (White Sugar Exchange) Future Market Sugar Scenario (Dec'22 Contract)

Technical Commentary

- As depicted in the above chart, market was corrected during the last week.
- Market has currently broken more than 50% Fibonacci retracement level.
- Volume has decreased in the market which further indicates weak buying strength.
- Overall, the prices are expected to remain rangebound to weak in the coming week.

International Sugar Futures Price Projection

	Contract Month	Present Quote	The expected Price level for next week
LIFFE Sugar (US \$/MT)	Dec'22	532	528-540



ICE (Raw Sugar Exchange) Future Market Scenario (Oct'22 Contract)

Technical Commentary:

- ☐ As depicted in the above chart, market has moved upward during the last week.
- ☐ Market is currently indicating weak buying strength.
- ☐ Market is further expected to remain range bound in the coming week.

International Sugar Futures Price Projection

	Contract Month	Present Quote	The expected Price level for next week
ICE Sugar #11 (US Cent/lb)	Oct'22	18.60	18.54-18.68

Weekly Sugar & Gur Price

Spot Sugar Prices Scenario (Weekly) (Average)					
Commodity	Centre	Variety	Average Prices (Rs/Qtl)		Change
Sugar			26th Sep'22 to 01st Oct'22	19th Sep'22 to 24th Sep'22	
Delhi	Delhi	M-Grade	3500	3489	11
	Delhi	S-Grade	3480	3469	11
Uttar Pradesh	Khatauli	M-Grade	3567	3545	22
	Ramala	M-Grade	3458	3450	8
	Dhampur	M-Grade Ex-Mill	3531	3523	8
	Dhampur	S-Grade Ex-Mill	3514	3503	12
	Dhampur	L-Grade Ex-Mill	3581	3573	8
Maharashtra	Mumbai	M-Grade	3634	3641	-7
	Mumbai	S-Grade	3535	3528	7
	Nagpur	M-Grade	3542	3625	-83
	Nagpur	S-Grade	3453	3525	-72
	Kolhapur	M-Grade	3417	3500	-83
	Kolhapur	S-Grade	3328	3400	-72
Assam	Guhawati	S-Grade	3642	3715	-73
Meghalaya	Shillong	S-Grade	3648	3720	-72
Andhra Pradesh	Vijayawada	M-Grade (With Duty)	3963	3980	-17
	Vijayawada	S-Grade (With Duty)	3923	3940	-17
West Bengal	Kolkata	M-Grade	3920	3920	Unch
Tamil Nadu	Chennai	S-Grade (With GST)	3500	3500	Unch
	Dindigul	M-Grade (DCA)	3840	3847	-7
	Coimbatore	M-Grade (DCA)	3840	3840	Unch
Chattisgarh	Ambikapur	M-Grade (Without Duty)	3850	3850	Unch
Sugar Prices are in INR/Quintal. (1 Quintal=100 kg)					

Spot Jaggery(Gur) Prices Scenario (Weekly) (Average)					
Commodity	Centre	Variety	Prices (Rs/Qtl)		Change
Jaggery(Gur)			26th Sep'22 to 01st Oct'22	19th Sep'22 to 24th Sep'22	
Uttar Pradesh	Muzaffarnagar	Chaku Fresh	825	NA	-
	Muzaffarnagar	Chaku(Arrival)(40kg Bag)	100	NA	-
	Muzaffarnagar	Khurpa (Fresh)	NA	NA	-

	Muzaffarnagar	Laddoo (Fresh)	NA	NA	-
	Muzaffarnagar	Rascut (Fresh)	NA	NA	-
	Hapur	Chaursa	2982	2970	12
	Hapur	Balti	3140	3127	13
Andhra Pradesh	Chittur	Gold	NA	NA	-
		White	NA	NA	-
		Black	NA	NA	-
Maharashtra	Latur	Lal Variety	NA	NA	-
Karnataka	Bangalore	Mudde (Average)	4325	NA	-
	Belgaum	Mudde (Average)	800	NA	-
	Belthangadi	Yellow (Average)	NA	NA	-
	Bijapur	Achhu	NA	NA	-
	Gulbarga	Other (Average)	2360	2850	-490
	Mahalingapura	Penti (Average)	3183	3577	-393
	Mandya	Achhu (Medium)	3392	3345	47
	Mandya	Kurikatu (Medium)	3230	3290	-60
	Mandya	Other (Medium)	3292	3300	-8
	Mandya	Yellow (Medium)	3302	3390	-88
	Shimoga	Achhu (Average)	3175	3700	-525

Spot Sugar Prices Scenario (Weekly)						
Commodity	Centre	Variety	Today	Week Ago	Month Ago	Year Ago
Sugar			1-Oct-22	24-Sep-22	1-Sep-22	1-Oct-21
Delhi	Delhi	M-Grade	3550	3490	3505	3630
	Delhi	S-Grade	3530	3470	3485	3610
Uttar Pradesh	Khatauli	M-Grade	3645	3535	3535	NA
	Ramala	M-Grade	3470	3450	3490	NA
	Dhampur	M-Grade Ex-Mill	3585	3515	3550	NA
	Dhampur	S-Grade Ex-Mill	3585	3495	3530	NA
	Dhampur	L-Grade Ex-Mill	3635	3565	3600	NA
Maharashtra	Mumbai	M-Grade	3636	3646	3646	3756
	Mumbai	S-Grade	3536	3530	3546	3570
	Nagpur	M-Grade	3525	3625	3575	3625
	Nagpur	S-Grade	3475	3525	3475	3525
	Kolhapur	M-Grade	3400	3500	3450	3500
	Kolhapur	S-Grade	3350	3400	3350	3400
Assam	Guhawati	S-Grade	3664	3715	3664	3715
Meghalaya	Shillong	S-Grade	3670	3720	3670	3720
Andhra Pradesh	Vijayawada	M-Grade (With Duty)	3960	3980	4000	4000
	Vijayawada	S-Grade (With Duty)	3920	3940	3900	3900

West Bengal	Kolkata	M-Grade	3920	3920	3900	3950
Tamil Nadu	Chennai	S-Grade	3500	3500	3550	3820
	Dindigul	M-Grade (DCA)	3840	3840	3820	3880
	Coimbatore	M-Grade (DCA)	3840	3840	3840	3860
Chattisgarh	Ambikapur	M-Grade (Without Duty)	3850	3850	3850	3800
Sugar Prices are in INR/Quintal. (1 Quintal=100 kg)						

Spot Jaggery(Gur) Prices Scenario (Weekly)						
Commodity	Centre	Variety	Today	Week Ago	Month Ago	Year Ago
Jaggery(Gur)			1-Oct-22	24-Sep-22	1-Sep-22	1-Oct-21
Uttar Pradesh	Muzaffarnagar	Chaku Sukha	4125	NA	NA	NA
	Muzaffarnagar	Chaku(Arrival)(40kg Bag)	100	NA	NA	NA
	Muzaffarnagar	Khurpa	NA	NA	NA	NA
	Muzaffarnagar	Laddoo	NA	NA	NA	NA
	Muzaffarnagar	Rascut	NA	NA	NA	NA
	Hapur	Chaurasa	NA	NA	3000	NA
	Hapur	Balti	NA	NA	3100	NA
Andhra Pradesh	Chittur	Gold	NR	NA	NA	NA
		White	NR	NA	NA	NA
		Black	NR	NA	NA	NA
Maharashtra	Latur	Lal Variety	NR	NA	NA	0
Karnataka	Bangalore	Mudde (Average)	3200	NA	NA	4350
	Belgaum	Mudde (Average)	NA	4000	NA	NA
	Belthangadi	Yellow (Average)	NA	NA	NA	NA
	Bijapur	Achhu	NA	NA	NA	NA
	Gulbarga	Other (Average)	2850	NA	NA	NA
	Mahalingapura	Penti (Average)	NA	NA	NA	NA
	Mandya	Achhu (Medium)	3400	NA	3570	NA
	Mandya	Kurikatu (Medium)	3300	3200	3450	NA
	Mandya	Other (Medium)	3350	3360	3360	NA
	Mandya	Yellow (Medium)	3250	3250	3450	NA
	Shimoga	Achhu (Average)	3800	NA	3800	NA

Retail and Wholesale Sugar & Gur Price

Retail Prices		
Commodity: Sugar& Gur (Rs./Kg.)		
Date	1-Oct-22	1-Oct-22
Centre	Sugar	Gur
NORTH ZONE		
CHANDIGARH	42	48
DELHI	41	57
HISAR	NR	NR
SHIMLA	44	43
MANDI	42	43
DHARAMSHALA	42	45
SOLAN	43	46
UNA	42	45
BILASPUR-HP	40	39
CHAMBA	44	42
HAMIRPUR	44	45
LUDHIANA	40	50
BATHINDA	41	52
LUCKNOW	41	53
KANPUR	40	48
VARANASI	49	57
AGRA	40	44
JHANSI	42	43
MEERUT	40	47
ALLAHABAD	45	47
GORAKHPUR	41	47
SAHARANPUR	40	46
BAREILLY	39	47
AYODHYA	39	46
MORADABAD	40	45
ALIGARH	39	42
WEST ZONE		
RAIPUR	41	46
DAMAN	35	45
PANAJI	41	55
AHMEDABAD	38	51
RAJKOT	40	51
SURAT	40	50

Daily Wholesale Prices		
Commodity: Sugar & Gur (Rs./Kg.)		
Date	1-Oct-22	1-Oct-22
Centre	Sugar	Gur
NORTH ZONE		
CHANDIGARH	3550	4250
DELHI	3800	3700
HISAR	3900	3800
SHIMLA	4000	3900
MANDI	4014	3400
DHARAMSHALA	3800	3800
SOLAN	3900	4000
UNA	3860	3800
BILASPUR-HP	3902	3550
CHAMBA	4250	4100
HAMIRPUR	3955	4324
LUDHIANA	3800	4000
BATHINDA	3850	4500
LUCKNOW	3870	4340
KANPUR	3900	4600
VARANASI	4300	4900
AGRA	3830	3750
JHANSI	3900	4000
MEERUT	3800	4400
ALLAHABAD	3950	4250
GORAKHPUR	3800	4200
SAHARANPUR	3915	4040
BAREILLY	3780	3900
AYODHYA	3900	3965
MORADABAD	3800	4000
ALIGARH	3400	3750
WEST ZONE		
RAIPUR	3900	4100
DAMAN	NR	NR
PANAJI	3770	4300
AHMEDABAD	3600	4500
RAJKOT	3730	4800
SURAT	NR	NR

BHUJ	43	50
SELAMBA	40	50
WAGHAI	43	41
BODELI	40	42
VAPI	40	54
BHOPAL	42	45
INDORE	41	47
GWALIOR	47	42
JABALPUR	42	38
REWA	41	43
SAGAR	38	36
JHABUA	40	55
PUNE	42	38
NASHIK	40	53
MANGAON-RAIGAD	47	64
DHARNI	41	41
LATUR	37	38
AKLUJ	39	42
JAIPUR	41	43
JODHPUR	41	48
KOTA	42	47
UDAIPUR	40	51
EAST ZONE		
PATNA	44	46
BHAGALPUR	44	41
PURNIA	43	42
DARBHANGA	NR	NR
MOTIHARI	42	43
SAMASTIPUR	42	40
KATIHAR	48	46
ARARIA	42	42
NAWADA	44	43
KHAGARIA	43	42
RANCHI	42	50
GUMLA	NR	NR
SAHIBGANJ	42	50
BOKARO	NR	NR
LOHARDAGA	43	42
SIMDEGA	42	44
DHANBAD	42	48
ROURKELA	43	46
BERHAMPUR	44	47
JEYPORE	45	45
BALASORE	42	52

BHUJ	3800	4350
SELAMBA	3700	4200
WAGHAI	3900	3800
BODELI	3800	4000
VAPI	3800	4900
BHOPAL	3610	3715
INDORE	3680	3900
GWALIOR	3900	4000
JABALPUR	3600	3400
REWA	3650	NR
SAGAR	3650	3425
JHABUA	3800	4400
PUNE	3300	3100
NASHIK	3680	4300
MANGAON-RAIGAD	4000	5800
DHARNI	3820	3700
LATUR	3620	3500
AKLUJ	3400	3200
JAIPUR	3800	4000
JODHPUR	3800	4000
KOTA	3610	3800
UDAIPUR	3900	NR
EAST ZONE		
PATNA	3975	4200
BHAGALPUR	3800	3700
PURNIA	3900	3800
DARBHANGA	NR	NR
MOTIHARI	3900	4000
SAMASTIPUR	3900	3850
KATIHAR	4600	4400
ARARIA	3800	3800
NAWADA	3900	4200
KHAGARIA	3960	3850
RANCHI	3980	4100
GUMLA	NR	NR
SAHIBGANJ	3950	4200
BOKARO	4000	4000
LOHARDAGA	4000	4100
SIMDEGA	4000	4000
DHANBAD	4000	4200
ROURKELA	3900	4000
BERHAMPUR	4300	4600
JEYPORE	4000	4200
BALASORE	3960	4400

BARIPADA	44	55
BALANGIR	40	47
KHARAGPUR	NR	NR
RAMPURHAT	46	58
MALDA	43	49
RAIGANJ	43	58
NORTH EAST ZONE		
PORT BLAIR	51	69
MAYABUNDER	49	66
CAR NICOBAR	55	80
GANGTOK	48	60
AGARTALA	50	52
SOUTH ZONE		
VIJAYWADA	43	56
VISAKHAPATNAM	41	51
KURNOOL	40	57
TIRUPATHI	40	57
DHARWAD	39	47
MANGALORE	40	50
MYSORE	40	62
BENGALURU (EAST RANGE)	43	58
BELAGAVI	42	52
KALABURAGI	45	45
TUMAKURU	41	63
BELLARY	38	42
DHAVANAGERE	40	58
SHIVAMOGGA	40	44
VIJAYAPUR	41	44
T.PURAM	42	74
THRISSUR	43	64
PALAKKAD	41	50
WAYANAD	40	49
KOTTAYAM	42	67
PATHANAMTHITTA	42	85
ALAPUZHA	40	59
KOLLAM	44	69
PUDUCHERRY	42	52
CHENNAI	40	59
HYDERABAD	36	51
KARIMNAGAR	40	53
WARANGAL	41	53

BARIPADA	4100	4200
BALANGIR	3660	3900
KHARAGPUR	NR	NR
RAMPURHAT	3940	5040
MALDA	3900	4200
RAIGANJ	4000	5300
NORTH EAST ZONE		
PORT BLAIR	4700	6300
MAYABUNDER	4500	6250
CAR NICOBAR	4400	7500
GANGTOK	4500	5000
AGARTALA	4200	4200
SOUTH ZONE		
VIJAYWADA	3980	4900
VISAKHAPATNAM	3800	4800
KURNOOL	3400	4200
TIRUPATHI	3800	5000
DHARWAD	3750	4150
MANGALORE	3850	3800
MYSORE	3600	4600
BENGALURU (EAST RANGE)	3750	4800
BELAGAVI	3720	4000
KALABURAGI	3780	4100
TUMAKURU	3800	4800
BELLARY	3600	3800
DHAVANAGERE	3750	4100
SHIVAMOGGA	3800	4000
VIJAYAPUR	3700	3800
T.PURAM	3980	5300
THRISSUR	3800	4300
PALAKKAD	3800	4600
WAYANAD	3860	3850
KOTTAYAM	3850	5200
PATHANAMTHITTA	3450	7250
ALAPUZHA	3860	4750
KOLLAM	3850	5000
PUDUCHERRY	3800	4900
CHENNAI	3800	5200
HYDERABAD	3600	4300
KARIMNAGAR	3400	4400
WARANGAL	3900	4800

ADILABAD	39	57
SURYAPET	47	55
JADCHERLA	39	55
Average Price1	42.62	51.26
Maximum Price1	55	100
Minimum Price1	35	34
Modal Price1	40	50

ADILABAD	3900	4800
SURYAPET	3700	5500
JADCHERLA	3800	5000
Average Price1	3924.78	4443.76
Maximum Price1	4700	9000
Minimum Price1	3300	3100
Modal Price1	3800	4000

Disclaimer

The information and opinions contained in the document have been compiled from sources believed to be reliable. The company does not warrant its accuracy, completeness and correctness. Use of data and information contained in this report is at your own risk. This document is not, and should not be construed as, an offer to sell or solicitation to buy any commodities. This document may not be reproduced, distributed or published, in whole or in part, by any recipient hereof for any purpose without prior permission from the Company. IASL and its affiliates and/or their officers, directors and employees may have positions in any commodities mentioned in this document (or in any related investment) and may from time to time add to or dispose of any such commodities (or investment). Please see the detailed disclaimer at <http://www.agriwatch.com/disclaimer.php> © 2022 Indian Agribusiness Systems Ltd.