

### Domestic Market Highlights

#### Recent Updates:

The National Federation of cooperative sugar has projected India's sugar production till 30<sup>th</sup> November 2022 at 48.35 lakh tonnes higher by around 2.90 lakh tonnes compared to previous season. Although, the average sugar recovery was around 8.12 percent which is comparatively lower from the previous season's 10 percent. Overall sugar production for the 2022-23 season is estimated at 357 lakh tonnes.

However, as per the market sources, sugar production in India is likely to fall due to erratic weather. Poor yield has been reported from key sugar-growing belts. Around 15% drop in cane yields has been reported from Maharashtra. Sugar production in Maharashtra is likely to fall from the expected 138 lakh tonnes to 117 lakh tonnes. In Karnataka too, the erratic weather had affected the cane yields. Karnataka's sugar production is expected to fall to 55 lakh tonnes from 60 lakh tonnes last year. As a result, overall sugar production is expected to fall to 333 lakh tonnes from the previous season 358 lakh tonnes.

Agriwatch estimates a lower sugar recovery from Uttar Pradesh also, due to poor weather during the sowing period cane yield along with sugar recovery is likely to get affected. We estimate overall sugar production in India to be 348 lakh tonnes.

As of 05<sup>th</sup> December 2022, Gujarat sugarcane sowing has reached 1,28,588 hectares for the 2022-23 season which is slightly higher compared to the previous season's sowing of 1,22,460 hectares. The normal area (past three years average) was around 2,09,854 hectares. The good rainfall during the past month has resulted in an increase in acreages under the sugarcane crop in Gujarat.

#### Sugar Exports:

Around 35 lakh tonnes of sugar exports contract have already been signed for the 2022-23 season. Out of which, 2 lakh tonne has been physically exported till October 2022 as compared to 4 lakh tonnes during the corresponding period last year. AgriWatch estimates sugar exports of around 75 lakh tonnes during the 2022-23 season lower from the previous 116 lakh tonne during 2021-22 season.

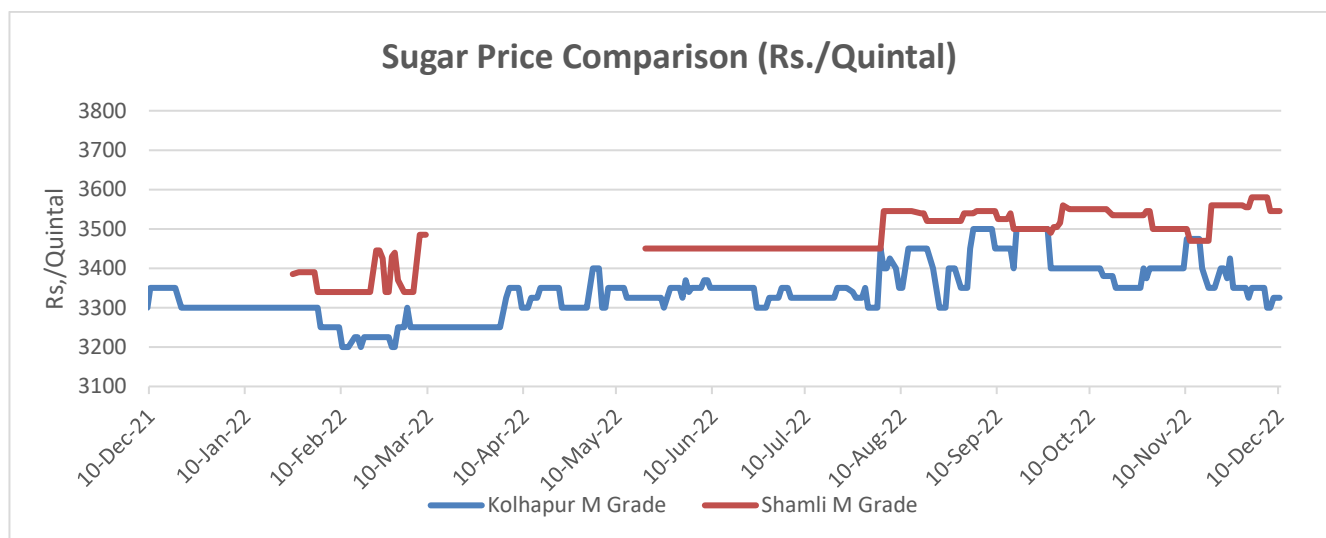
According to the Directorate General of Foreign Trade (DGFT), around 5,841 MT (raw/refined) sugar is to be exported to European Union and about 8,606 Metric Tonne Raw Value (MTRV) raw cane sugar is to be exported to USA under Tariff rate quota (TRQ) scheme from 1<sup>st</sup> October, 2022, to 30<sup>th</sup> September, 2023.

### Price Outlook:

The average sugar prices were slightly higher at Rs. 3,534 per quintal during the past week from Rs.3,526 per quintal in Delhi market. Whereas, sugar prices in Maharashtra were lower at Rs.3320 per quintal.

### Price Projection for the Next week

The average prices for Sugar 'M' grade in the key Kolhapur market was trading stable at Rs.3300 per quintal during the week under review. Sugar prices in Kolhapur market are further likely to range between Rs. 3300- Rs. 3400 per quintal in the coming week. In the Shamli market prices were higher slightly during the last week at Rs. 3545 per quintal.



Sugar Price at Kolhapur Benchmark Market (Rs./Quintal)		
Forecast Date	Past Week	Coming week
12-Dec-22	3300	3300-3450

## Uttar Pradesh: Mill-wise Sugar List (09/12/2022)

S.no	Mill Name	Opening Stock	Sold Stock	Balance Stock	Today Rate
		(in Qtls)			(in Rs./Qtls)
1	ANOOPSAHAR (ANOO)	307958	6346	301612	3415
2	BAGPAT (BAGP)	417989	12590	405399	3425
3	BELRAYAN (BELR)	698496	29480	669016	3460
4	BILASPUR (BILA)	135790	1800	133990	3420
5	BISALPUR (BISA)	370134	17260	352874	3440
6	BADAUN (BUDA)	191282	0	191282	3390
7	GAJRAULA (GAJR)	290829	250	290579	3430
8	GHOSI (GHOS)	91985	30	91955	3515
9	KAIMGANJ (KAIM)	84809	0	84809	3470
10	MAHMUDABAD (MAHM)	152981	200	152781	3470
11	MORNA (MORN)	486069	2070	483999	3425
12	NANAUTA (NANA)	889494	8020	881474	3425
13	NANAPRA (NANP)	425404	0	425404	3495
14	POWAYAN (POWA)	141962	250	141712	3470
15	PURANPUR (PURA)	273819	4160	269659	3440
16	RAMALA (RAMA)	902851	18365	884486	3460
17	SAMPORNANAGAR (SAMP)	488359	670	487689	3450
18	SARSAWA (SARS)	663882	1600	662282	3405
19	SATHA (SATH)	12691.87	0	12691.87	3390
20	SATHIAON (SATN)	165218	0	165218	3540
21	SEMIKHERA (SEMI)	210851	1550	209301	3450
22	SNEH ROAD (SNEH)	729527	25360	704167	3425
23	SULTANPUR (SULT)	25359.06	0	25359.06	3545
24	TILHAR (TILH)	348611	4740	343871	3460
Total		8,506,351.40	134,741.00	8,371,610.40	

Source: Uttar Pradesh Sugar Cooperative Federation

## International Market Highlights

According to National Sugar Administration, about 20 sugar mills have resumed operation and the prices of sugar are likely to come down in the first quarter of next year in the Philippines. Despite the import of 150,000 metric tonnes of sugar and the start of the harvesting season, the prices of refined white sugar continue to remain high at (Philippines peso) P90 to P100 per kg. Majorly the supply has been affected in the Philippines market along with improved demand.

Sugarcane crushing in the Center-South region of Brazil has increased in the first half of November 2022 as compared to the previous season around the same time. Sugar Mills in the region have crushed 26.34 million tonnes which is around 109.3% higher as compared to the previous season. The sugar production was around 162.2% higher to 1.67 million tonnes in November 2022.

Sugar supply get affected in Bangladesh. Due to energy crisis and disruption in the production (around 50% due to shortage of gas and electricity supply), sugar supply has been affected in Bangladesh. Around 4,000 tonne of sugar per day is supplied in the market against the minimum supply of 8,000 tonne. Due to supply shortage, sugar prices have increased to Bangladeshi Taka (Tk) 110-120 per kg from Tk 85-95 per kg during the previous month. The sugar refineries have urged the government to lower the higher import duties on sugar to resolve the issue.

World Sugar Balance Sheet				
	2022-23	2021-22	Changes in Million tonne	Percentage Change (%)
Production	182.142	172.662	9.480	5.46
Consumption	175.957	174.327	1.630	0.94
Surplus/Deficit	6.185	-1.665		
Import	61.500	62.191	-0.691	-1.11
Export	64.486	62.512	1.974	3.16
Ending stock	99.734	96.852	2.882	2.98
Stock to use ratio	56.68	55.56		

Source: ISO; unit: Million Tonne

Thailand Sugar Balance Sheet (Nov-May)				
Season	Sugar Production	Exports	Domestic Consumption	Ending Stock
2020-21	75.87	37.39	235.0	9.06
2021-22	102.30	100.00	242.0	6.87
2022-23*	105.00	110.00	252.0	3.85

Brazil Sugar Balance Sheet (Apr-Mar)				
Season	Sugar Production	Exports	Domestic Consumption	Ending Stock
2020-21	420.5	321.5	101.5	3.40
2021-22	353.5	256.5	98	2.40
2022-23*	363.7	266.2	98	1.90

Source: USDA; Unit: Lakh Tonnes

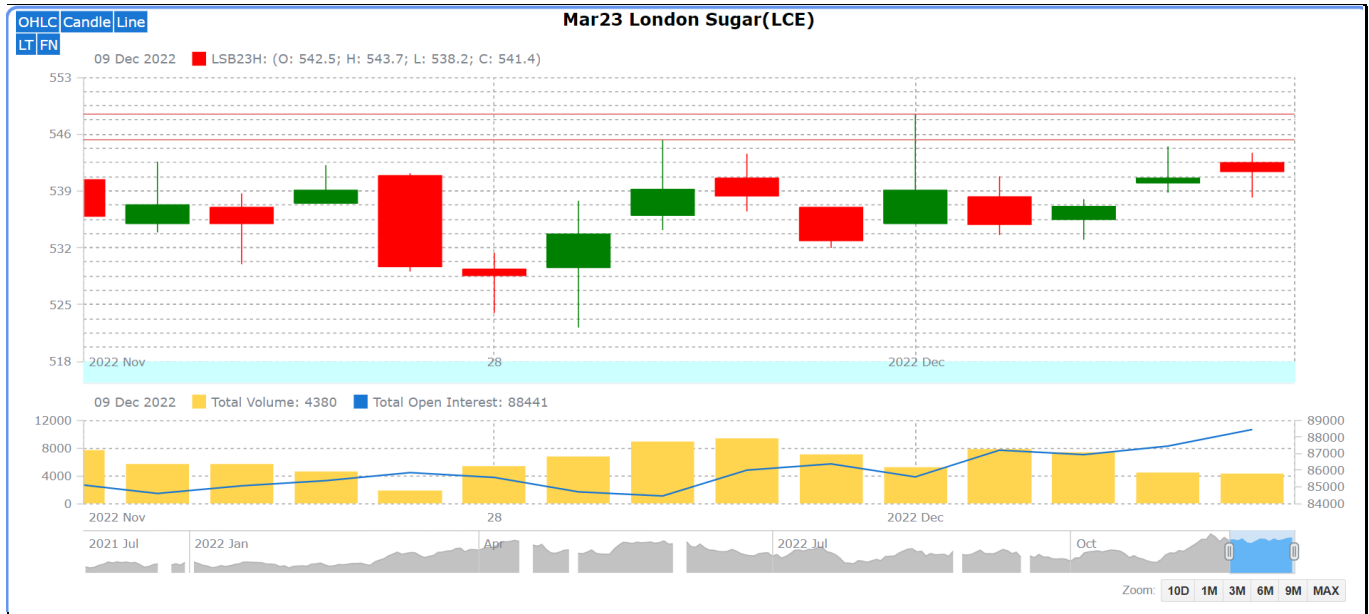
### ICE & LIFE Future Prices

International Sugar Futures ICE					(Rs/Qtl)	
Futures month	% Change over previous year	Today	Week ago	Month Ago	Year Ago	RBI Dollar
		9-Dec-22	2-Dec-22	11-Nov-22	9-Dec-21	9-Dec-22
Oct-22	3.21	3235	3175	3201	3134	82.15
Mar-23	8.53	3607	3542	3548	3323	
May-23	4.33	3397	3333	3360	3256	

International Sugar Futures LIFFE					(Rs/Qtl)	
Futures month	% Change over previous year	Today	Week ago	Month Ago	Year Ago	RBI Dollar
		9-Dec-22	2-Dec-22	11-Nov-22	9-Dec-21	9-Dec-22
Oct-22	10.79	4173	4097	4129	3767	82.15
Dec-22	8.13	3978	3886	4568	3679	
Mar-23	13.21	4235	4235	4263	3824	

The Raw Sugar futures ICE traded higher by 3.21 percent at Rs. 3235 per Quintal. The LIFE Sugar traded higher at Rs. 4173 per Quintal as compared to the previous season of Rs. 3767 per Quintal.

## International Sugar Futures Price Projection

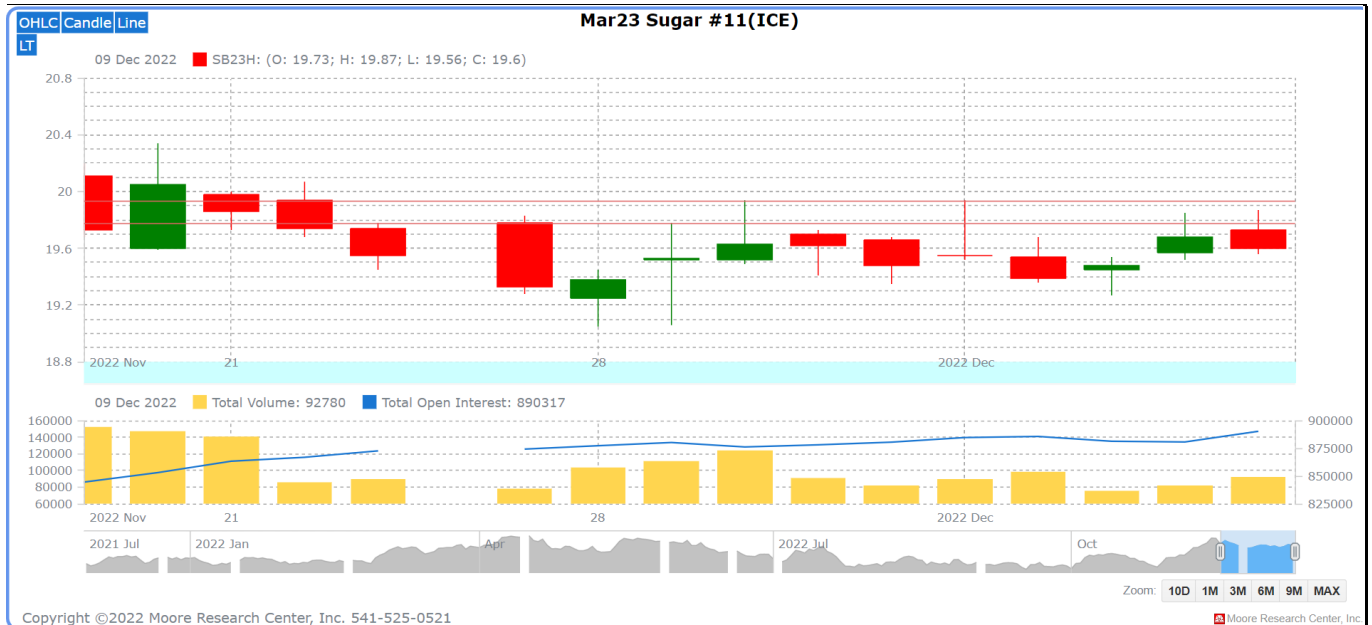


## LIFFE (White Sugar Exchange) Future Market Sugar Scenario (Mar'23 Contract)

## Technical Commentary

As depicted in the above chart, overall trend remains sideways. Decrease in open interest along with recent correction in prices indicates weak buying strength. Overall, the prices are expected to trade range bound in the coming week.

International Sugar Futures Price Projection			
	Contract Month	Present Quote	The expected Price level for next week
LIFFE Sugar (US \$/MT)	Mar'23	540	535-555



### ICE (Raw Sugar Exchange) Future Market Scenario (Mar'23 Contract)

#### Technical Commentary:

As depicted in the above chart, market has moved sideways during the week month. Overall trend remains down. Market is further expected to trade sideways in the coming week.

International Sugar Futures Price Projection			
	Contract Month	Present Quote	The expected Price level for next week
ICE Sugar #11 (US Cent/lb)	Mar'23	19.60	19.56-19.75

#### Jaggery:

AgriWatch estimates, Jaggery prices to trade weak in the domestic market despite improved winter demand in December month. The increase in supply activities have resulted in prices being weak.

**Kolhapur:** Jaggery auction has stopped in Kolhapur Agriculture Produce Market Committee (APMC) during the week under review as prices had again dropped sharply. The jaggery making farmers had refused to sell their produce unless the trader agreed to pay at least Rs. 3,700 per quintal for jaggery. However, as per sources the jaggery auction will resume in the coming week. The larger quantity of supply and the low demand across the country has led to a drop in the jaggery prices. Further, prices in the coming week are expected to rise as with the decreasing temperature jaggery demand is expected to improve.

**Kerala:** Alangadan jaggery is expected to come in market by the year 2024. Sugarcane farming will be done on 20 acres in Alangadan. The Order has also been placed with Sugarcane Breeding Institute Coimbatore to raise sampling which will be planted at Alangad. The planting will start from January next year. The Alangadan Jaggery is also planned for getting the GI tag for the product. The Alangadan jaggery has been used for making Aravana Payasam (Jaggery Kheer) in Sabarimala and for Aranmula.

Jaggery Price at Kolhapur Benchmark Market (Rs./Quintal)		
Forecast Date	Past Week	Coming week
05-Dec-22	4000	4000-4300

### **Ethanol:**

Till 30<sup>th</sup> November 2022, Ethanol production capacity in India has been increased to 947 crore litres per annum. Molasses-based distilleries have a capacity of 619 crore litres whereas Grain-based distilleries have a capacity of 328 crore litres. According to the Department of Food and Public Distribution, the capacity covers the need for ethanol blending with petrol as well as other industrial uses of ethanol in the country. Around 228 ethanol projects have sanctioned loans of more than Rs 18,500 crores from banks. Out of the loans sanctioned, more than Rs 9000 crores have been disbursed to the 196 Projects.

The Oil Marketing Companies (OMCs) have so far allocated around 460 Crore litre for supply in Ethanol Supply Year (ESY) 2022-23(against the first 2 EOI). The OMCs have floated a third EOI for the requirement of additional 139 crore liters, for which the last date of submission was 30th November'2022. The OMC's are currently examining the bids and are expected to do the allocations shortly.



The Chhattisgarh government had signed two MoU (Memorandum of Understandings) at the Chhattisgarh Business Summit 2022. The MoU were signed for setting up an ethanol production plant and drone and UAV manufacturing unit.

#### Uttar Pradesh: Mill-wise Ethanol List (01/12/2022)

S.No	Factory Name	Opening Stock	Production To Date	Stock On Date	Sale in Hand	Last Sold Rate
		(in Lac B.L.)				(in Rs./litre)
		01st December 2022				
1	ANOOPSAHAR (ANOO)	3.46	33.99	2.47	44.98	59.08
2	GHOSI (GHOS)	3.7	13	0.13	27.54	59.08
3	KAIMGANJ (KAIM)	1.62	0	1.57	9.57	46.66
4	MAJHOLA (MAJH)	0	0	0	0	0
5	NANAUTA (NANA)	2.58	15.16	0.3	29.63	46.66
6	NANAPRA (NANP)	0	0	0.5	7	46.66
7	SAMPORNANAGAR (SAMP)	4.84	9.22	0.24	61.9	46.66
8	SATHIAON (SATN)	14.44	19.16	0.04	29.74	59.08
9	SNEH ROAD (SNEH)	0.13	46.61	0.67	92	59.08
Total		30.77	137.14	5.92	302.36	

#### Weekly Sugar & Gur Price

Spot Sugar Prices Scenario (Weekly) (Average)					
Commodity	Centre	Variety	Average Prices (Rs/Qtl)		Change
Sugar			05th Dec'22 to 10th Dec'22	28th Nov'22 to 03rd Dec'22	
Delhi	Delhi	M-Grade	3534	3526	8
	Delhi	S-Grade	3514	3506	8
Uttar Pradesh	Khatauli	M-Grade	3762	3712	50
	Ramala	M-Grade	3478	3472	6
	Dhampur	M-Grade Ex-Mill	3567	3581	-14
	Dhampur	S-Grade Ex-Mill	3547	3561	-14
	Dhampur	L-Grade Ex-Mill	3617	3631	-14
Maharashtra	Mumbai	M-Grade	3619	3658	-40
	Mumbai	S-Grade	3536	3556	-20
	Nagpur	M-Grade	3445	3470	-25
	Nagpur	S-Grade	3395	3420	-25
	Kolhapur	M-Grade	3320	3345	-25
	Kolhapur	S-Grade	3270	3295	-25
Assam	Guhawati	S-Grade	3583	3608	-25

Meghalaya	Shillong	S-Grade	3590	3615	-25
Andhra Pradesh	Vijayawada	M-Grade (With Duty)	3840	3860	-20
	Vijayawada	S-Grade (With Duty)	3784	3798	-14
West Bengal	Kolkata	M-Grade	3950	3942	8
Tamil Nadu	Chennai	S-Grade (With GST)	3450	3440	10
	Dindigul	M-Grade (DCA)	3780	3780	Unch
	Coimbatore	M-Grade (DCA)	3840	3840	Unch
Chattisgarh	Ambikapur	M-Grade (Without Duty)	3900	3900	Unch
Sugar Prices are in INR/Quintal. (1 Quintal=100 kg)					

Spot Jaggery(Gur) Prices Scenario (Weekly) (Average)					
Commodity	Centre	Variety	Prices (Rs/Qtl)		Change
Jaggery(Gur)			05th Dec'22 to 10th Dec'22	28th Nov'22 to 03rd Dec'22	
Uttar Pradesh	Muzaffarnagar	Chaku Fresh	3055	3000	55
	Muzaffarnagar	Chaku(Arrival)(40kg Bag)	12333	10600	1733
	Muzaffarnagar	Khurpa (Fresh)	2667	2710	-43
	Muzaffarnagar	Laddoo (Fresh)	3108	3098	11
	Muzaffarnagar	Rascut (Fresh)	2292	2410	-118
	Hapur	Chaurasa	2500	2720	-220
	Hapur	Balti	2600	2876	-276
Karnataka	Bangalore	Mudde (Average)	4400	4400	Unch
	Belgaum	Mudde (Average)	4000	1000	3000
	Gulbarga	Other (Average)	3195	3000	195
	Mahalingapura	Penti (Average)	2768	1770	998
	Mandya	Achhu (Medium)	3186	3046	140
	Mandya	Kurikatu (Medium)	3206	3020	186
	Mandya	Other (Medium)	3032	2886	146
	Mandya	Yellow (Medium)	3166	2962	204
	Shimoga	Achhu (Average)	3830	3850	-20

Spot Sugar Prices Scenario (Weekly)						
Commodity	Centre	Variety	Today	Week Ago	Month Ago	Year Ago
Sugar			10-Dec-22	3-Dec-22	10-Nov-22	10-Dec-21
Delhi	Delhi	M-Grade	3520	3510	3635	3500
	Delhi	S-Grade	3500	3490	3615	3480
Uttar Pradesh	Khatauli	M-Grade	3770	3750	3675	NA
	Ramala	M-Grade	3480	3470	3515	NA
	Dhampur	M-Grade Ex-Mill	3545	3600	3570	NA

		Dhampur	S-Grade Ex-Mill	3525	3580	3550	NA
		Dhampur	L-Grade Ex-Mill	3595	3650	3620	NA
	Maharashtra	Mumbai	M-Grade	3630	3640	3670	3696
		Mumbai	S-Grade	3536	3556	3552	3450
		Nagpur	M-Grade	3450	3475	3600	3475
		Nagpur	S-Grade	3400	3425	3550	3375
		Kolhapur	M-Grade	3325	3350	3475	3350
		Kolhapur	S-Grade	3275	3300	3425	3250
	Assam	Guhawati	S-Grade	3588	3613	3740	3563
	Meghalaya	Shillong	S-Grade	3595	3620	3745	3570
	Andhra Pradesh	Vijayawada	M-Grade (With Duty)	3800	3860	3860	3820
		Vijayawada	S-Grade (With Duty)	3760	3800	3820	3760
	West Bengal	Kolkata	M-Grade	3950	3950	3930	3950
	Tamil Nadu	Chennai	S-Grade	3450	3450	3450	3720
		Dindigul	M-Grade (DCA)	3780	3780	3800	3950
		Coimbatore	M-Grade (DCA)	3840	3840	3840	3800
	Chattisgarh	Ambikapur	M-Grade (Without Duty)	3900	3900	3950	3900
Sugar Prices are in INR/Quintal. (1 Quintal=100 kg)							

Spot Jaggery(Gur) Prices Scenario (Weekly)						
Commodity	Centre	Variety	Today	Week Ago	Month Ago	Year Ago
Jaggery(Gur)			10-Dec-22	3-Dec-22	10-Nov-22	10-Dec-21
Uttar Pradesh	Muzaffarnagar	Chaku Sukha	3150	3100	3100	2950
	Muzaffarnagar	Chaku(Arrival)(40kg Bag)	9000	10000	8000	8000
	Muzaffarnagar	Khurpa	2825	2688	2938	2750
	Muzaffarnagar	Laddoo	3100	3125	3300	3000
	Muzaffarnagar	Rascut	2400	2375	2675	2588
	Hapur	Chaurasa	NA	2500	2900	2563
	Hapur	Balti	NA	2600	3000	2525
Karnataka	Bangalore	Mudde (Average)	NA	4400	4650	4700
	Belgaum	Mudde (Average)	NA	4000	4000	NA
	Gulbarga	Other (Average)	2950	NA	2800	NA
	Mahalingapura	Penti (Average)	NA	3523	3555	3494
	Mandya	Achhu (Medium)	3100	3100	NA	3500
	Mandya	Kurikatu (Medium)	3150	2950	NA	3280
	Mandya	Other (Medium)	2950	2950	NA	3200
	Mandya	Yellow (Medium)	3000	2900	NA	3480
	Shimoga	Achhu (Average)	NA	3850	3850	3700

## International Sugar Prices (Weekly Average)

	Contract Month	05th Dec'22 to 10th Dec'22	28th Nov'22 to 03rd Dec'22	Change
ICE Sugar #11 (US Cent/lb)	22-Oct	17.59	17.64	-0.05
	23-Mar	18.94	19.53	-0.59
	23-May	18.41	18.45	-0.04
LIFFE Sugar (US \$/MT)	22-Oct	489.48	490.76	-1.28
	22-Dec	483.14	483.50	-0.36
	23-Mar	538.62	534.56	4.06

## Retail and Wholesale Sugar &amp; Gur Price

## Retail Prices

## Commodity: Sugar &amp; Gur (Rs./Kg.)

Date	10-Dec-22	10-Dec-22
Centre	Sugar	Gur
NORTH ZONE		
CHANDIGARH	42	53
DELHI	41	44
HISAR	40	38
KARNAL	41	52
PANCHKULA	44	47
GURGAON	42	44
SHIMLA	45	42
MANDI	43	47
DHARAMSHALA	42	45
SOLAN	43	46
UNA	42	44
BILASPUR-HP	41	36
CHAMBA	44	40

## Daily Wholesale Prices

## Commodity: Sugar &amp; Gur (Rs./Kg.)

Date	10-Dec-22	10-Dec-22
Centre	Sugar	Gur
NORTH ZONE		
CHANDIGARH	3970	4450
DELHI	3800	3600
HISAR	3900	3600
KARNAL	3880	4670
PANCHKULA	3900	4200
GURGAON	4000	3800
SHIMLA	4050	3900
MANDI	4200	3952
DHARAMSHALA	3800	3800
SOLAN	3900	4000
UNA	3890	3800
BILASPUR-HP	4000	3550
CHAMBA	4250	3500

HAMIRPUR-HP	42	43
KULLU	NR	NR
SIRMOUR	42	41
KINNAUR	44	44
SRINAGAR	50	51
JAMMU	46	45
LUCKNOW	41	40
KANPUR	40	40
VARANASI	48	58
AGRA	40	45
JHANSI	41	41
MEERUT	40	47
ALLAHABAD	47	48
GORAKHPUR	41	43
SAHARANPUR	40	46
BAREILLY	40	42
AYODHYA	41	43
MORADABAD	40	45
ALIGARH	40	43
MIRZAPUR (VINDHYANCHAL)	41	57
BANDA	42	48
AZAMGARH	42	45
GONDA (DEVIPATAN)	45	45
AMETHI	45	49
BARABANKI	41	51
BHADOHI	42	47
CHANDAULI	40	46

HAMIRPUR-HP	4035	3900
KULLU	4126	3475
SIRMOUR	3800	3600
KINNAUR	4390	4388
SRINAGAR	4200	4500
JAMMU	4050	3700
LUCKNOW	3680	3250
KANPUR	3900	3600
VARANASI	4300	5000
AGRA	3850	3820
JHANSI	3900	3800
MEERUT	3650	4300
ALLAHABAD	3950	4250
GORAKHPUR	4000	3900
SAHARANPUR	3955	4065
BAREILLY	3800	3860
AYODHYA	3900	3640
MORADABAD	3900	4000
ALIGARH	3700	3750
MIRZAPUR (VINDHYANCHAL)	4010	4500
BANDA	3980	4550
AZAMGARH	3975	3950
GONDA (DEVIPATAN)	3800	4200
AMETHI	3800	4500
BARABANKI	3900	4700
BHADOHI	3920	4270
CHANDAULI	3950	4300

FARRUKHABAD	40	39
GHAZIPUR	42	48
JAUNPUR	43	55
PRATAPGARH	42	44
SAMBHAL	40	35
UNNAO	41	47
AMBEDKAR NAGAR	40	48
BAGHPAT	39	37
BIJNOR	41	40
BUDAUN	40	40
ETAH	39	43
FATEHPUR	40	49
GHAZIABAD	41	47
HARDOI	40	43
JALAUN	42	45
KAUSHAMBI	41	48
KUSHINAGAR	41	50
LAKHIMPUR KHERI	40	54
PILIBHIT	41	42
SHARWASTI	42	41
BASTI	42	48
ETAWAH	41	41
MUZZAFARNAGAR	41	36
CHITRAKOOT	41	48
HAMIRPUR-UP	44	45
DEORIA	41	47
HAPUR	40	38
DEHRADUN	45	41

FARRUKHABAD	3820	3600
GHAZIPUR	4000	4450
JAUNPUR	3900	4500
PRATAPGARH	3920	4100
SAMBHAL	3800	3100
UNNAO	3950	4600
AMBEDKAR NAGAR	3800	3500
BAGHPAT	3750	3200
BIJNOR	3800	3750
BUDAUN	3850	3450
ETAH	3750	3450
FATEHPUR	3980	4580
GHAZIABAD	3900	4200
HARDOI	3800	3350
JALAUN	4000	3700
KAUSHAMBI	3900	4000
KUSHINAGAR	3900	3800
LAKHIMPUR KHERI	3820	4700
PILIBHIT	3900	3950
SHARWASTI	3960	3500
BASTI	3900	4300
ETAWAH	3820	3100
MUZZAFARNAGAR	3850	3250
CHITRAKOOT	4000	4500
HAMIRPUR-UP	4150	4200
DEORIA	3800	4200
HAPUR	3800	3000
DEHRADUN	3600	3500

HALDWANI	42	51
RUDRAPUR	40	51
HARIDWAR	42	45
<b>WEST ZONE</b>		
RAIPUR	40	47
DURG	41	44
AMBIKAPUR	40	37
BILASPUR-CG	39	44
JAGDALPUR	39	46
DANTEWADA	43	52
BHOPAL	39	44
INDORE	42	49
GWALIOR	46	42
REWA	45	48
SAGAR	40	39
JHABUA	42	51
HOSHANGABAD	40	42
SHAHNOL	41	44
UJJAIN	38	40
MORENA	40	36
DHAR	38	45
HARDA	38	40
KATNI	40	38
MANDLA	40	47
SIDHI	43	43
MUMBAI	42	69
NAGPUR	46	56
PUNE	45	40
NASHIK	40	54
MANGAON-RAIGAD	46	65
DHARNI	39	39
LATUR	36	39
AKLUJ	37	48

HALDWANI	3739	3311
RUDRAPUR	3800	4310
HARIDWAR	4000	4100
<b>WEST ZONE</b>		
RAIPUR	3700	4200
DURG	3650	3850
AMBIKAPUR	3900	3650
BILASPUR-CG	3750	4200
JAGDALPUR	3550	4300
DANTEWADA	4000	5000
BHOPAL	3700	3800
INDORE	3715	3895
GWALIOR	3850	4000
REWA	3750	4300
SAGAR	3800	3690
JHABUA	3800	4600
HOSHANGABAD	3750	4000
SHAHNOL	3940	4000
UJJAIN	3680	3400
MORENA	3850	2850
DHAR	3700	4000
HARDA	3680	3200
KATNI	3700	3200
MANDLA	3800	3900
SIDHI	3800	3900
MUMBAI	3562	4750
NAGPUR	3800	4500
PUNE	3600	3300
NASHIK	3620	4400
MANGAON-RAIGAD	4000	6000
DHARNI	3750	3600
LATUR	3500	3600
AKLUJ	3400	4000

ARNI YAVATMAL	40	53
CHANDRAPUR	38	50
KARAD SATARA	38	48
AHEMEDNAGAR	38	40
KHULTABAD	38	53
JAIPUR	41	44
JODHPUR	41	50
KOTA	42	47
UDAIPUR	42	51
BHARATPUR	40	50
BIKANER	49	53
BUNDI	42	47
RAJSAMAND	40	38
<b>EAST ZONE</b>		
PATNA	44	42
BHAGALPUR	43	50
PURNIA	44	42
DARBHANGA	42	45
GAYA	41	41
MUZZAFARPUR	42	40
SARAN	44	44
MUNGER	42	47
SAHARSA	42	58
MADHUBANI	44	48
ROHTAS (SASARAM)	45	43
MOTIHARI	42	43
SAMASTIPUR	44	45
KATIHAR	44	50
ARARIA	43	43

ARNI YAVATMAL	3700	3800
CHANDRAPUR	3700	4800
KARAD SATARA	3520	3400
AHEMEDNAGAR	3600	3700
KHULTABAD	3700	5100
JAIPUR	3800	4000
JODHPUR	3850	4200
KOTA	3620	3450
UDAIPUR	4000	5000
BHARATPUR	3750	4200
BIKANER	3965	3875
BUNDI	3700	3500
RAJSAMAND	3750	3600
<b>EAST ZONE</b>		
PATNA	4000	3600
BHAGALPUR	3950	4800
PURNIA	4000	3800
DARBHANGA	3950	3800
GAYA	3600	3600
MUZZAFARPUR	3950	3300
SARAN	4000	3650
MUNGER	3950	4000
SAHARSA	4000	4150
MADHUBANI	4000	4400
ROHTAS (SASARAM)	4000	3600
MOTIHARI	3900	4000
SAMASTIPUR	4000	4200
KATIHAR	4200	4800
ARARIA	3800	3800



NAWADA	42	41
KHAGARIA	43	42
BANKA	45	43
ARWAL	42	37
AURANGABAD	40	39
BEGUSARAI	39	44
BHOJPUR ARA	47	49
BUXAR	43	42
GOPALGANJ	43	45
JAMUI	45	50
JEHANABAD	42	39
KAIMUR	41	48
KISHANGANJ	41	49
LAKHISARAI	43	49
MEDHEPURA	46	42
SHEIKHPURA	44	55
SHEOHAR	41	49
SITAMARHI	42	51
SIWAN	41	44
VAISHALI	44	45
WEST CHAMPARAN	43	53
SIMDEGA	42	39
DHANBAD	43	48
JAMSHEDPUR (EAST SINGBHUM)	42	42
GIRIDHI	42	40
SERAIKELLA	42	45

NAWADA	4020	3600
KHAGARIA	3900	3850
BANKA	4000	3800
ARWAL	4000	NR
AURANGABAD	4000	3400
BEGUSARAI	3900	4000
BHOJPUR ARA	4000	4000
BUXAR	4100	3800
GOPALGANJ	4000	4500
JAMUI	3980	4250
JEHANABAD	4000	3500
KAIMUR	3900	4150
KISHANGANJ	3800	4800
LAKHISARAI	3960	4150
MEDHEPURA	3960	3600
SHEIKHPURA	4200	4400
SHEOHAR	4000	4700
SITAMARHI	4000	4600
SIWAN	3900	4200
VAISHALI	4200	4000
WEST CHAMPARAN	4200	4150
SIMDEGA	4100	3500
DHANBAD	4000	4250
JAMSHEDPUR (EAST SINGBHUM)	3900	3900
GIRIDHI	4050	3800
SERAIKELLA	4050	4100

WEST SINGHBHUM	43	43
BHUBANESHWAR	44	50
CUTTACK	45	48
SAMBALPUR	44	44
ROURKELA	43	46
BERHAMPUR	44	47
JEYPORE	45	45
BALASORE	42	52
BARIPADA	43	50
BALANGIR	40	47
KOLKATA	44	54
SILIGURI	43	53
PURULIA	43	43
KHARAGPUR	43	55
RAMPURHAT	46	58
MALDA	43	47
RAIGANJ	43	55
<b>NORTH EAST ZONE</b>		
GUWAHATI	44	42
GOALPARA	41	47
GOLAGHAT	45	65
MANGALDAI	43	60
MUSHALPUR	42	40
UDALGURI	45	58
HOJAI	42	55
JORHAT	43	60
IMPHAL	45	80

WEST SINGHBHUM	4100	4200
BHUBANESHWAR	4100	4200
CUTTACK	4000	4200
SAMBALPUR	3960	3800
ROURKELA	3900	4000
BERHAMPUR	4300	4600
JEYPORE	4000	4000
BALASORE	3960	4400
BARIPADA	4000	4200
BALANGIR	3750	4000
KOLKATA	3950	3800
SILIGURI	4000	4450
PURULIA	4100	3800
KHARAGPUR	4000	5000
RAMPURHAT	3940	5040
MALDA	4200	4700
RAIGANJ	4050	4800
<b>NORTH EAST ZONE</b>		
GUWAHATI	4100	3900
GOALPARA	4000	4000
GOLAGHAT	4200	6000
MANGALDAI	4050	4500
MUSHALPUR	3800	3800
UDALGURI	4000	5200
HOJAI	4030	4800
JORHAT	4150	4500
IMPHAL	4500	8000

SHILLONG	45	70
TURA	45	80
JOWAI	45	70
SOHRA	45	100
AIZAWL	53	120
LUNGLEI	50	100
KOLASIB	48	100
MOKOCHUNG	50	90
CHUMUKEDIMA	50	68
<b>SOUTH ZONE</b>		
VIJAYWADA	43	55
VISAKHAPATNAM	42	45
KURNOOL	40	60
TIRUPATHI	40	58
BENGALURU	40	58
DHARWAD	39	54
MANGALORE	38	58
MYSORE	38	59
BENGALURU (EAST RANGE)	40	55
BELAGAVI	42	48
KALABURAGI	41	46
TUMAKURU	40	61
BELLARY	38	42
DHAVANAGERE	39	53
SHIVAMOGGA	40	45
VIJAYAPUR	40	55
T.PURAM	41	81

SHILLONG	4200	5800
TURA	4120	7000
JOWAI	4200	6000
SOHRA	4300	9000
AIZAWL	4100	7000
LUNGLEI	4500	9000
KOLASIB	4450	NR
MOKOCHUNG	4500	6500
CHUMUKEDIMA	3850	5850
<b>SOUTH ZONE</b>		
VIJAYWADA	3860	4500
VISAKHAPATNAM	3900	3800
KURNOOL	3500	4200
TIRUPATHI	3800	5000
BENGALURU	3680	4800
DHARWAD	3400	4850
MANGALORE	3700	4400
MYSORE	3400	4600
BENGALURU (EAST RANGE)	3650	4800
BELAGAVI	3680	3900
KALABURAGI	3700	4100
TUMAKURU	3650	4800
BELLARY	3600	3800
DHAVANAGERE	3650	4000
SHIVAMOGGA	3700	4100
VIJAYAPUR	3800	4000
T.PURAM	3900	5700

ERNAKULAM	44	63
THRISSUR	44	64
PALAKKAD	41	52
WAYANAD	39	48
KASARGOD	39	44
KOTTAYAM	41	61
PATHANAMTHITTA	41	70
ALAPUZHA	40	59
DINDIGUL	40	60
THIRUCHIRAPALLI	40	57
COIMBATORE	40	57
TIRUNELVELI	39	51
CUDDALORE	39	50
DHARMAPURI	38	49
VELLORE	40	55
RAMANATHAPURAM	39	49
HYDERABAD	36	51
KARIMNAGAR	40	55
WARANGAL	41	54
ADILABAD	39	63
SURYAPET	47	55
JADCHERLA	39	55

ERNAKULAM	3720	5100
THRISSUR	3780	4500
PALAKKAD	3720	4700
WAYANAD	3690	3800
KASARGOD	3760	4000
KOTTAYAM	3825	5200
PATHANAMTHITTA	3325	5900
ALAPUZHA	3800	4800
DINDIGUL	3900	5800
THIRUCHIRAPALLI	3780	5400
COIMBATORE	3680	4400
TIRUNELVELI	3840	5000
CUDDALORE	3760	4550
DHARMAPURI	3900	4600
VELLORE	3600	4400
RAMANATHAPURAM	3700	4500
HYDERABAD	3700	4500
KARIMNAGAR	3400	4300
WARANGAL	3400	4800
ADILABAD	3900	5100
SURYAPET	3600	5500
JADCHERLA	3700	5500

KHAMMAM	NR	NR
MEDCHAL	38	44
NIZAMABAD	42	67
SANGAREDDY	38	57
<b>Average Price1</b>	42.47	50.37
<b>Maximum Price1</b>	55	100
<b>Minimum Price1</b>	35	36
<b>Modal Price1</b>	-	45

KHAMMAM	3700	5000
MEDCHAL	3600	5000
NIZAMABAD	3660	4300
SANGAREDDY	3800	6000
<b>Average Price1</b>	3929.05	4355.7
<b>Maximum Price1</b>	5200	9000
<b>Minimum Price1</b>	3325	3100
<b>Modal Price1</b>	4000	4000

**Disclaimer**

The information and opinions contained in the document have been compiled from sources believed to be reliable. The company does not warrant its accuracy, completeness and correctness. Use of data and information contained in this report is at your own risk. This document is not, and should not be construed as, an offer to sell or solicitation to buy any commodities. This document may not be reproduced, distributed or published, in whole or in part, by any recipient hereof for any purpose without prior permission from the Company. IASL and its affiliates and/or their officers, directors and employees may have positions in any commodities mentioned in this document (or in any related investment) and may from time to time add to or dispose of any such commodities (or investment). Please see the detailed disclaimer at <http://www.agriwatch.com/disclaimer.php> © 2022 Indian Agribusiness Systems Ltd.