

News Highlights.

- According to Tea Board sources, it has been decided to keep on hold, the post-auction settlement module, for four weeks. Recently auctions in many centers have been postponed several times and small tea buyers have not been able to take delivery after remitting money. During this time, the NSEIT will discuss with stakeholders to ensure that the bank payment module is made robust so that there are no hold ups in the auctions as it happened in the last few weeks.
- Indian tea exports are likely to decline in 2016 amid devaluation of pound and the impact of weaker crude oil prices on the Middle East economy. Prices have declined by around 8 -10% amid lower demand from the global markets. India exports around 20 million kg of tea to the UK every year and in the first eight months of the current calendar year exports have declined by 12.64%. The tea industry is looking at new markets like Chile and Canada to increase its coverage. Exports in the current year could decline by around 5 -6% compared to previous year.
- According to the state-run Tea Board, Indian output of tea declined by 1.7 per cent to 154.56 million kg in September 2016 compared to the same corresponding period of previous year. Production in Assam declined by 8.5 per cent to 85.01 million kg compared to the same period previous year.
- According to an expert, new locations have been found in the eastern foothills area of Arunachal Pradesh. The new tea gardens at Namsai in Arunachal Pradesh had good production rate with quality leaves. A 24-member team of the Korean International Tea Research Institute and Federation of Korean Tea Masters, including five guides, would visit the State's tea gardens at Namsai to exchange views on the taste of Korean and Arunachal tea.
- Thousands of workers in the tea industry in the Nilgiris, are unlikely to get Diwali Bonus this year. Cash flows of tea producers, buyers, sellers and around 60000 small growers have been affected by the settlement module in the pan-India auction systems. The factories are not able to pay bonuses to their workers on the one hand, and on the other, small growers and small-scale factory owners are unable to spend for their purchases.
- Indian tea exports declined 4.87% in August to USD 68.38 million amid decline in the prices of tea according to the data released by commerce ministry. The main export destinations of Indian tea are Russia, the United Kingdom, the Netherlands, Germany, Poland, the UAE, Iran, Egypt, Iraq and Bangladesh. India is the world's second-biggest tea producer and also one of its largest consumers.
- According to the Tea Board Of India, output of tea during January -August 2016 declined by 4.63 mkg to 717.07 mkg compared to 721.70 mkg during the same period previous year. Production has declined amid unfavourableunfavorable weather in the growing regions. In August 2016, production declined by 2.68 mkg to 154.56 mkg.

Domestic Trade Scenario:

Indian Tea Auctions

Kolkata Tea Auction: Sale No: 42 (Price in Rs./kg)

Variety	Avg. Price	Total Offerings (Kgs)	Total Sold (Kgs)
CTC	146.65	36,48,000	26,32,000
ORTHODOX	212.47	9,37,000	8,02,000
DARJEELING	-	-	-
DUST	151.93	15,50,000	13,20,000

(Source: Parcon)

Prices noticed firm tone during the week. Quantity offered on sale declined during the week compared to previous week. Good/Best Assams noticed firm tone. There was good demand for Dust variety. There was good demand from the exporters for Orthodox variety. Buying interest was noticed from Hindustan Unilever Limited and Tata Global. There was good demand from the Middle –East countries. Prices are likely to notice firm tone in the near –term.

Guwahati Tea Auction: Sale No: 42 (Price in Rs./kg)

Guwahati	Avg. Price	Total Offerings (Kgs)	Total Sold (Kgs)
CTC	138.04	36,01,000	25,50,000
Dust	146.62	13,91,000	11,93,000

(Source: Associated Brokers)

Prices noticed mixed tone during the week. Quantity offered on sale declined during the week compared to previous week. Good and Best Assams noticed firm tone. Buying interest was noticed from Hindustan Unilever Limited and Tata Global. Prices are likely to notice range –bound to weak tone in the coming days.

Siliguri Tea Auction: Sale No: 38 (Price in Rs./kg)

Variety	Avg. Price	Total Offerings (Kgs)	Total Sold (Kgs)
CTC Leaf	130.65	39,12,000	27,24,000
CTC Dust	124.24	6,09,000	4,62,000

(Source: Associated Brokers)

Prices witnessed easy tone during the week. Quantity offered on sale increased during the week compared to previous week. There was fair demand in the market. Arrivals have increased amid conducive weather in the growing regions. Buying interest was noticed from Hindustan Unilever Limited, Tata Global and local packers. Prices are likely to notice weak tone in the coming days.

Jalpaiguri Tea Auction: Sale No: 42 (Price in Rs./kg)

Variety	Avg. Price	Total Offerings (Kgs)	Total Sold (Kgs)
CTC Dust	-	-	-
CTC Leaf	-	-	-

(Source: Jalpaiguri Tea Auction Committee)

There was no auction at Jalpaiguri during the week.

Cochin Tea Auction: Sale No: 42 (Price in Rs./kg)

Cochin	Avg. Price	Total Offerings (Kgs)	Total Sold (Kgs)
CTC Dust	113.85	999667.60	817213.70
CTC Leaf	93.57	61084.00	54355.00
Orthodox Dust	97.82	4920.00	3752.00
Orthodox Leaf	144.97	198887.00	122884.00

(Source: Paramount Marketing, Coimbatore)

Prices noticed firm tone during the week. Quantity offered on sale declined during the week compared to previous week. Buying interest was noticed from Kerala State Civil Supplies. Prices are likely to notice range – bound to weak tone in the coming week.

Coimbatore Tea Auction: Sale No: 42 (Price in Rs./kg)

Coimbatore	Avg. Price	Total Offerings (Kgs)	Total Sold (Kgs)
CTC Dust	101.80	244330.00	214668.00
CTC Leaf	95.49	132896.00	123047.00
Orthodox Dust	91.85	5553.00	5553.00
Orthodox Leaf	103.68	8487.00	8379.00

(Source: Paramount Marketing, Coimbatore)

Prices witnessed easy tone during the week. Quantity offered on sale declined during the week compared to previous week. There was some demand from the blenders and loose tea buyers. Prices are likely to notice weak tone in the near –term.

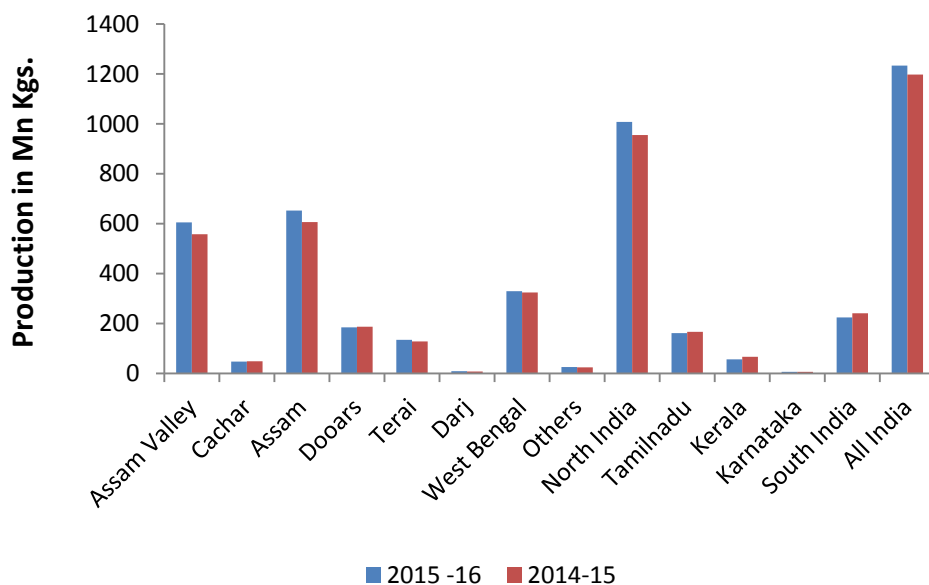
Coonoor Tea Auction: Sale No: 42 (Price in Rs./kg)

Coonoor	Avg. Price	Total Offerings (Kgs)	Total Sold (Kgs)
CTC Dust	98.65	331455.00	320442.00
CTC Leaf	95.99	706393.00	673260.00
Orthodox Dust	105.53	56490.00	45756.00
Orthodox Leaf	121.51	89122.00	69572.80

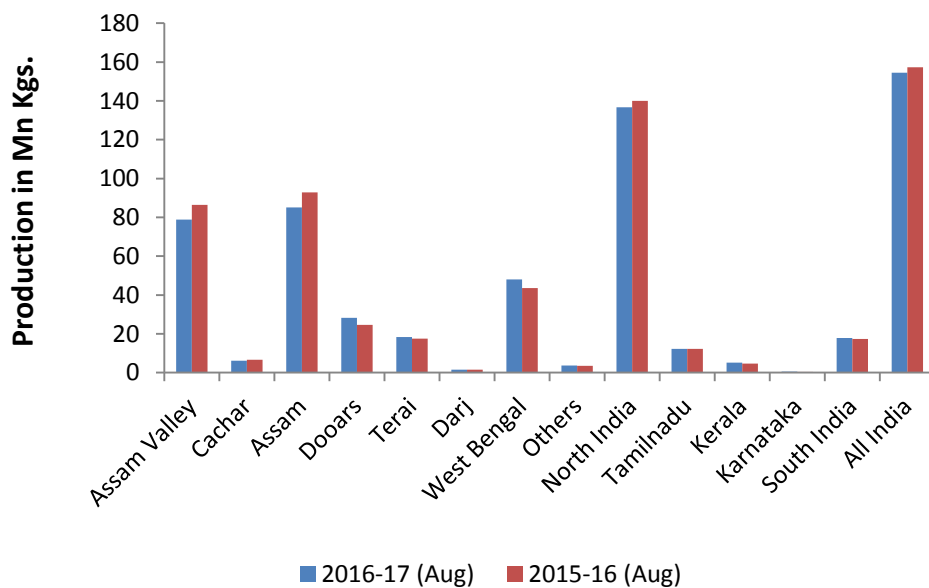
(Source: Paramount Marketing, Coimbatore)

Prices noticed firm tone during the week. Quantity offered on sale declined during the week compared to previous week. Good demand for Nilgiris Broken variety from exporters lent support to the market. Prices are likely to notice firm tone in the coming days.

Tea Production Regionwise



Tea Production Regionwise



(Source: Tea Board)

The above graph shows region wise production comparison, between 2014-15 and 2013-14 during the last two years and in the month of January in comparison with to previous year. In the year 2015 (Jan –Dec), production declined by 1.3% to 1191.10 million kg mainly on account of lower in production in Assam. In the current year in the month of February, production of tea in India increased by 5% to 17.02 million kg in comparison to the same corresponding period last year following owing to good plucking in the southern states.

REGIONWISE QUARTERLY EXPORTS:

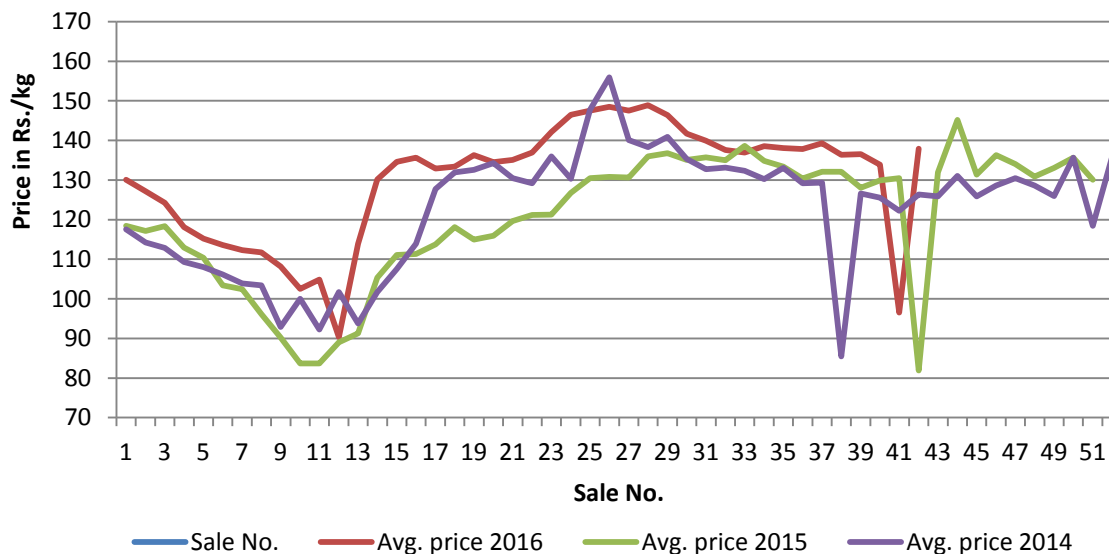
(Qty In M.Kgs, Value in Rs. Crs, Unit Price in Rs./kg)

		North India			South India		All India		
	Qty	Value	Unit Price	Qty	Value	Unit Price	Qty	Value	Unit Price
2016 (Jan to Aug)*	76.99	1733.41	225.15	58.58	919.91	157.03	135.57	2653.32	195.72
2015 (Jan to Aug)	71.32	1666.8	233.71	63.08	857.45	135.93	134.4	2524.25	187.82
Inc/Dec in %	7.95	4.00	-3.66	-7.13	7.28	15.53	0.87	5.11	4.21
2016-17 (Apr-Aug)*	44.43	1051.81	236.73	35.76	595.87	166.63	80.19	1647.68	205.47
2015-16 (Apr-Aug)	43.55	1097.49	252.01	39.73	558.90	140.67	83.28	1656.39	198.89
Inc/Dec in %	2.02	-4.16	-6.06	-9.99	6.61	18.45	-3.71	-0.53	3.31

*Provisional, subject to revision.

Source: Tea Board Of India

Salewise Price of Total Tea at All India



The above graph shows the All India price comparison of All Teas at All India in 2014, 2015 and 2016. Currently the average prices of all tea are higher compared to previous year amid lack of availability in the domestic market. Prices have increased during the week compared to previous week amid good demand in the domestic and export market.

Weekly Average Prices at Indian Auction Centers for week ending 2016-10-22

Variety	Kolkata	Guwahati	Siliguri	Jalpaiguri	Cochin	Coonoor	Coimbatore	Tea Serve
CTC All Dust	148.41(NS)	140.46(NS)	129.59(NS)	NS(NS)	112.52(106.71)	97.23(73.26)	99.43(77.93)	86.53(54.32)
Total Tea	161.15(NS)	140.71(NS)	129.59(NS)	NS(NS)	116.51(108.64)	98.75(74.76)	99.53(78.08)	86.53(54.59)

(Figure in brackets denote prices during the same corresponding period in the previous year)

Variety	North India	South India	All India
CTC All Dust	139.63(NS)	101.82(79.89)	132.82(79.89)
Total Tea	145.34(NS)	104.29(81.94)	137.94(81.94)

(Source: Tea Board)

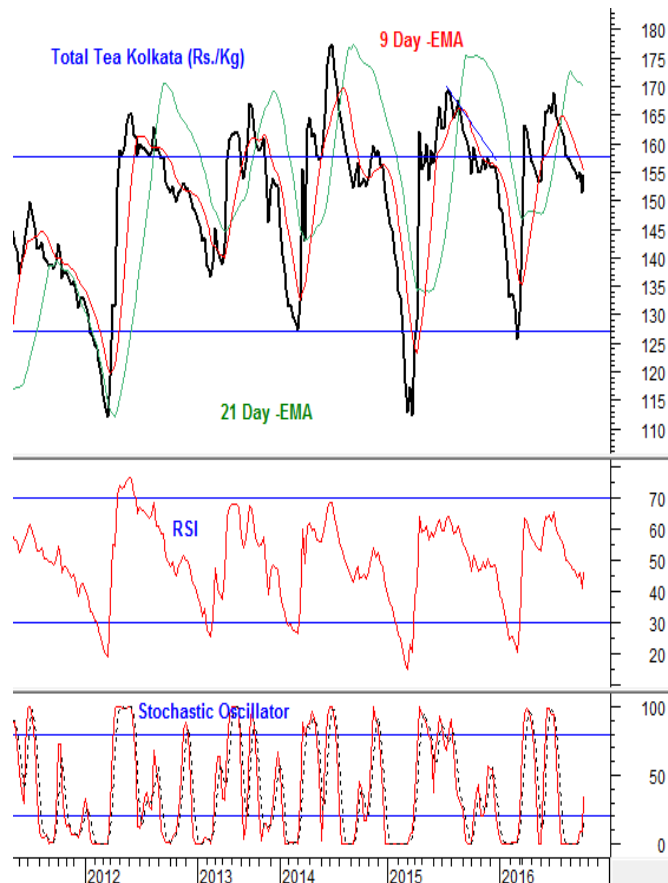
Tea – Technical Outlook

Technical Commentary:

Tea prices noticed slight recovery during the week. MACD is declining in the positive territory supporting the overall weak tone of the market in the medium – term. Prices are likely to decline towards 150 levels in the coming days. Stochastic oscillator is increasing in the neutral region denoting recovery in the near –term.

The tea prices are likely to decline towards 150 levels in the coming days. Traders can wait for better buying levels for their medium –term requirement.

Total Tea -Kolkata



Strategy: Buy On Near –Term Weakness

Weekly Supports & Resistances		S1	S2	PCP	R1	R2
Total Tea	Kolkata	130.00	120.00	161.15	200.00	230.00

International Trade Scenario:

Srilanka Tea Auction (Colombo): Sale No: 42 (Price in Srilankan Rs./kg)

	BOP	BOPF
Good Westerns	570 - 600	580 - 640
Average Westerns	550 - 560	550 - 570
Plainer Westerns	520 - 540	520 - 540
Western Mediums	520 - 810	450 - 590
Uva Teas	510 - 690	420 - 630
Nuwara Eliya Teas	450 - 470	460 - 560
Udapussellawa Teas	450 - 550	450 - 610
CTC (BP1 and PF1)	410 - 540	465 - 640

In this week's auction, 4.65 million kgs of tea was offered for sale compared to 4.97 million kgs of tea during the previous week. There was less demand for Select Best teas during the week. Better western BOP's noticed weak tone and BOPF's noticed mixed tone. High Grown and Mid Grown CTC's noticed weak tone and Low Grown CTC's noticed steady to firm tone during the week. There was good demand for liquoring leafy teas.

In the leaf category, Better PEK/PEK1's and a few bolder types noticed firm tone. In the Tippy catalogues, better made FBOP and FF1's noticed positive tone during the week. The below best and plainer variety noticed firm tone during the week. There was some demand from Russia, Syria, Turkey, Saudi Arabia and Iran.

DETAILS OF TEAS AWAITING SALE

	44		43		42	
AUCTION NO.						
Dates	08 th /09 th November 2016		01 st /02 nd November 2016		25 th /26 th October 2016	
	No. of Lots	No. of Kgs	No. of Lots	No. of Kgs	No. of Lots	No. of Kgs
Ex Estate	643	625,066 kg	575	566,146 kg	589	572,151 kg
Main Sale Total	7,676	3,724,062 kg	7,960	3,921,435 kg	8,283	4,073,169 kg
High & Medium	725	344,550 kg	761	372,187 kg	812	411,389 kg
Low Growns Leafy	2,867	1,218,951 kg	2,888	1,246,487 kg	3,124	1,372,618 kg
	1,662	890,251 kg	1,730	937,550 kg	1,849	1,009,274 kg
Tippy						
Premium/Flowery	424	73,801 kg	415	73,845 kg	524	82,955 kg
Off Grades	1,594	846,052 kg	1,750	928,412 kg	1,578	859,293 kg
Dust	404	350,457 kg	416	362,954 kg	396	337,640 kg
Grand Total	8,319	4,349,128 kg	8,535	4,487,581 kg	8,872	4,645,320 kg
Reprints	138	86,391 kg	186	98,851 kg	154	72,679 kg
Scheduled to Close (Ex)		20.10.16		13.10.16		06.10.16
Dates (Ms)		21.10.16		14.10.16		07.10.16

Scheduled Closing Dates

Auction No. 43 : 01st / 02nd Nov. 2016

Ex Estate : 13.10.2016

Main Sale : 14.10.2016

Auction No. 44 : 08th / 09th Nov. 2016

Ex Estate : 20.10.2016

Main Sale : 21.10.2016

Auction No. 45 : 15th / 16th Nov. 2016

Ex Estate : 27.10.2016

Main Sale : 28.10.2016

Auction No. 46 : 22nd / 23rd Nov. 2016

Ex Estate : 03.11.2016

Main Sale : 04.11.2016

(Source: John Keells Tea Brokers)

Kenya Tea Auction (Mombasa): Sale No: 43

AUCTION AVERAGE PRICE

AUCTION	KENYA	KENYA	TOTAL	TOTAL
	2015	2016	2015	2016
41	\$ 3.24	\$ 2.32	\$ 3.02	\$ 2.20
42	\$ 3.37	\$ 2.31	\$ 3.13	\$ 2.17
43	\$ 3.18	\$ 2.45	\$ 2.98	\$ 2.29

QUOTATIONS	BROKENS	FANNINGS
Best	472 - 612	454 - 539
Good	491 - 568	435 - 501
Good Medium	419 - 539	408 - 489
Medium	364 - 489	309 - 393
Lower Medium	230 - 358	227 - 291
Plain	220 - 323	189 - 259 (SL RUPEES)

During the week good demand was noticed for 7,409,459 kilos of tea on offer. Brighter DUST1s were USC4 to USC14 higher with mediums were firm to USC6 lower. Lower Mediums were firm to USC8 lower. Prices of Brighter BP1's were firm to USC8 lower. Other varieties like Brighter Pdusts, Lower Medium PF1's noticed mixed tone during the week.

In the secondary catalogues, BP's and PF's noticed firm tone during the week. Well sorted clean coloury Fannings noticed mixed tone and Dusts noticed firm tone during the week. Other Fannings and BMF's noticed firm tone. There was good demand from Pakistan packers, U.K., Yemen, Afghanistan, Iran, Sudan and other Middle –East countries. There was some demand from Egyptian packers, Kazakhstan, Russia and other CIS countries. Somalia was active around lower levels of the market.

(Source: Africa Tea Brokers)

Indonesia Tea Auction (Jakarta): Sale No: 42

ORTHODOX		OFFERED	SOLD	%	
PTPN	8.160	434.320 Kg	7.260	385.140 Kg	88.68
ESTATE					
PRIVATE	---	--- Kg	---	--- Kg	---,--
ESTATE					
TOTAL	8.160	434.320 Kg	7.260	385.140 Kg	88.68
C.T.C		OFFERED	SOLD	%	
PTPN	2.540	141.860 Kg	2.380	133.440 Kg	94.06
ESTATE					
PRIVATE	---	---- Kg	---	--- Kg	--,--
ESTATE					
TOTAL	2.540	141.860 Kg	2.380	133.440 Kg	94.06
GRAND	10.700	576.180 Kg	9.640	518.580 Kg	90.00
TOTAL					

(Prices in US cents/kg)

Orthodox First Grades						
BOP.I	BOP	BOPF	PF	DUST	BT	BP
172-210	149-179	122-165	120-198	135-191	107-131	252

Orthodox Secondary Grades				
PF.II	DUST.II	BT.II	BP.II	DUST.III
118-158	120-145	106-109	163-202	125-134

CTC First and Secondary Grades						
BP.1	PF.1	PD	D.1	FANN	D.2	BPS
158-166	131-187	152-179	153-202	113-139	126-172	-

Market offerings increased to 10,700 paper sacks from 5,860 paper sacks. There was good demand in the market. Average price declined to USDcts 140.89 instead of USDcts 156.55 during last week's auction. Average price of Orthodox variety declined to USDcts 137.23 and average price of CTC declined to USDcts 149.23. Secondary variety and Fannings noticed mixed tone. Quantity sold increased to 90.00% during the period compared to 88.89% during last auction.

OFFERING FOR THE NEXT AUCTION

PRODUCER	Orthodox		C.T.C	
	2/11/16	9/11/16	2/11/16	9/11/16
PTPN. IV	640 S	600 S	-	-
PTPN. VI	440 S	440 S	700 S	680 S
PTPN. VII	560 S	520 S	220 S	200 S
PTPN. VIII	7.820 S	7.520 S	1.580 S	1.320 S
PTPN. IX	300 S	260 S	-	-
PTPN. XII	- S	- S	600 S	520 S
Total Estate	9.760 S	9.340 S	3.100 S	2.720 S
PP. London	440 S	400 S	- S	- S
Sumatera				
Total Private	440 S	400 S	- S	- S
Grand Total	10.200 S	9.740 S	3.100 S	2.720 S

(Source: TEH)

Bangladesh Tea Auction (Chittagong): Sale No: 25

(In Taka/kg)

BROKENS	QUOTATIONS	FANNINGS	QUOTATIONS
Large/Bold	195-200	Best	210-212
Medium	202-207	Good	206-209
Small	204-209	Medium	200-205
Plain	160-180	Plain	160-180

Tea prices at Bangladesh tea auction noticed weak tone amid less demand for lower quality tea on offer. The average price of tea during this week's auction was around USD 2.80/kg. Around 2.31 million kg of tea was offered for sale and nearly 24 percent remained unsold.

There was some demand from blenders and loose buyers. 42,222 packages of CTC Leaf noticed less demand. 6,437 packages of CTC Dust noticed fair demand. In CTC Dust, good liquoring varieties noticed weak tone and medium levels witnessed easy tone. Good liquoring Broken varieties noticed weak tone in the market. Good liquoring varieties in fannings noticed weak tone during the week. Good liquoring Dusts noticed weak tone during the week.

(Source: National Brokers Limited)

WORLD CROP STATISTICS IN (Mn/kgs)

<u>Country</u>	<u>MONTH</u>	<u>2016</u>	<u>2015</u>	<u>CUMULATIVE</u>	<u>2016</u>	<u>2015</u>	<u>CUMULATIVE</u> <u>+ INC./-DEC.</u>
Sri Lanka	September	19.80	27.21	Up to September	218.62	252.94	- 34.31
North India	August	136.66	139.97	Up to August	578.07	562.37	+ 15.70
South India	August	17.90	17.27	Up to August	139.00	159.33	- 20.33
Kenya	July	29.29	30.94	Up to July	249.3	206.24	+ 43.06
Bangladesh	August	11.6	10.4	Up to August	44.9	34.4	+ 10.5
Malawi	August	1.8	0.8	Up to August	30.8	31.8	- 1.0

(Source: John Keells Tea Brokers)

Global tea output declined by 4.2% in the calendar year 2015, following unfavourable weather in the producing countries. Global black tea production declined to 2089.89 million kg in 2015 compared to 2186.63 million kg in the previous year. The biggest decline of 45.90 million kg was recorded by Kenya at 399.20 million kg followed by India with production declining by 16.21 million kg to 1191.10. Production also declined in other countries like Malawi, Uganda, Tanzania etc. In Sri Lanka, production of tea has declined by 34.31 million kgs. to 218.62 million kgs. till September 2016 compared to same corresponding period in 2015. In North India, production has increased by nearly 2.80% and in South India, production has declined by 12.75% respectively till August 2016. Lack of sufficient rainfall has affected production in South India.

Currency	28-10-2016	21-10-2016
USD	66.83	66.87
Srilankan Rupee	0.4500	0.4551
Indonesian Rupiah	0.0051	0.0051
Kenyan Shilling	0.6585	0.6599
Bangladeshi Taka	0.8501	0.8496

Overall Outlook and Recommendation:

In the domestic market, prices noticed range –bound to firm tone during the week. Quantity offered on sale declined during the week compared to previous week. There was good demand for quality leaf in the market. Buying interest was noticed from loose tea buyers and blenders. In South India, there was good demand from the exporters for Nilgiris variety. Prices are likely to notice range –bound to firm tone in the near –term.

In the global market, prices noticed range –bound to weak tone during the week. Quantity offered on sale declined during the week compared to previous week. In some regions, arrivals have declined amid lean season. There is not much demand for lower quality of leaf in the market. The future offering of tea is likely to decline at Sri Lankan and Indonesian auction in the coming week. Prices are likely to notice range –bound to weak tone in the near –term.

Disclaimer

The information and opinions contained in the document have been compiled from sources believed to be reliable. The company does not warrant its accuracy, completeness and correctness. Use of data and information contained in this report is at your own risk. This document is not, and should not be construed as, an offer to sell or solicitation to buy any commodities. This document may not be reproduced, distributed or published, in whole or in part, by any recipient hereof for any purpose without prior permission from the Company. IASL and its affiliates and/or their officers, directors and employees may have positions in any commodities mentioned in this document (or in any related investment) and may from time to time add to or dispose of any such commodities (or investment). Please see the detailed disclaimer at <http://www.agriwatch.com/Disclaimer.php>
© 2015 Indian Agribusiness Systems Pvt Ltd.