

Crude Degummed Soy Oil

Recent Developments:

- **(7-Dec-2020)** Port Position in Andhra Pradesh- As per trade sources, one vessel is waiting for berth at Krishnapatnam port with CDSO with total capacity of 5,000 tons.
- **(3-Dec-2020)** Port Position in Gujarat- As per trade sources, one vessel is waiting for berth at Kandla port with CDSO with total capacity of 20,000 tons and one vessel is waiting for berth at Mundra port with CDSO with total capacity of 33,450 ton.
- Port Position in West Bengal- One vessel is expected to arrive at Haldia port with CDSO with total capacity of 20,000 while two vessels are waiting for berth with total capacity of 16,600 and 14300 tons.
- Soy oil import scenario – According to SEA, Soy oil imports fell 29.69 percent in October y-o-y to 2.77 lakh tons from 3.94 lakh tons in October 2019. In the oil year 2019-20 (Nov 2019 -October 2020), imports of soy oil were 30.94 lakh tons compared to 33.84 lakh tons in corresponding period last oil year, higher by 9.37 percent compared to corresponding period last oil year.
- **(1-Dec-2020)** CBOT dipped on Monday as rains in parts of Argentina and South Brazil eases worry of droughts, but still booked profit for the month.
- In Argentina, Export Industry Workers will launch strike from today for wage increment amid Corona Virus period. Earlier, the Argentinian Soy Oil traders hoarded Soybean as Inflation spiked creating a supply gap.

Prices:

Commodity	Centre	Prices (Per 10 Kg)		Change
		05-Dec-20	04-Dec-20	
CDSO	Indore (Soy Solvent Crude)	1025	1020	5
	Mumbai (Soy Degum)	1070	1070	Unch
	Kandla/Mundra (Soy Degum)	1055	1040	15
	Argentina Crude Soya (CIF India) USD	1025	1015	10
	Argentina Crude Soya (FOB)	987	961	26
	Soya Oil(Rot.)(Euro/MT FOB) (1000) GMT	Closed	848	-
Argentina FOB (\$/MT)		4-Dec-20	3-Dec-20	Change
Crude Soybean Oil Ship		981	965	16

Weekly Kandla Spot Price:


Weekly Support and Resistance	S2	S1	PCP	R1	R2
CDSO	1020.00	1030.00	1040	1055.00	1070.00
Weekly Trade Call	Call	Entry	T1	T2	SL
CDSO	Sell	Below 1042	1037	1035	1045

NSE Soy Degum Oil Futures:

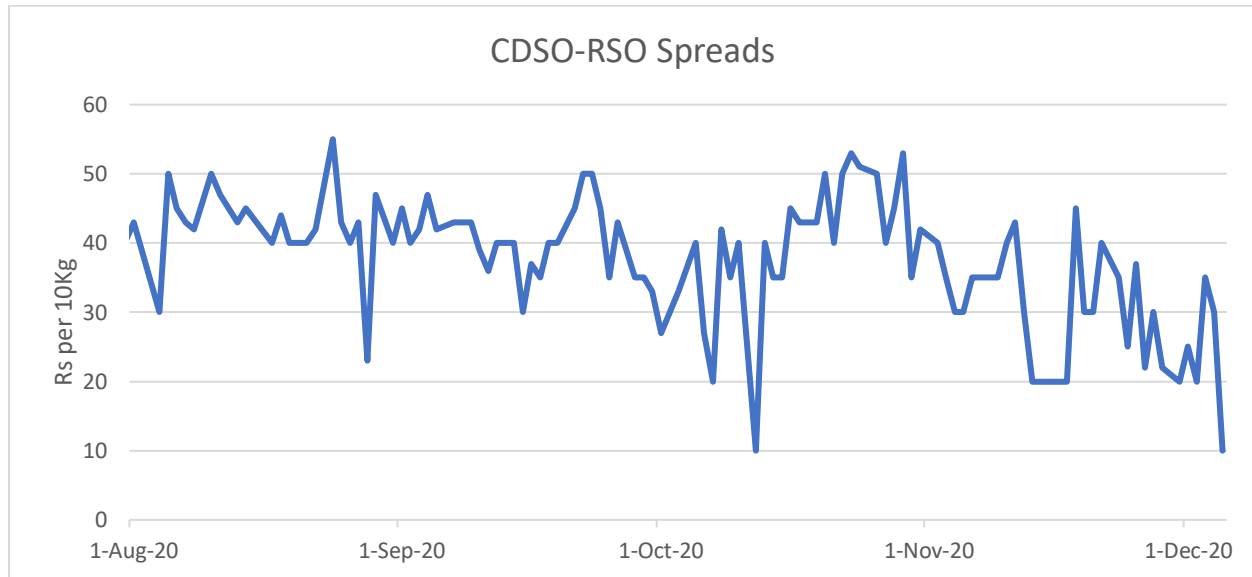
	Contract	Open	High	Low	Close	Daily Settlement	Volume	Value	Open Interest	Change in Open Interest
DEGUMSYOIL	31-Dec-20	1025.9	1030	1018.7	1020.2	1020.2	189	1934.45	13	-15
DEGUMSYOIL	29-Jan-21	1021	1024	1015.7	1018.1	1018.1	336	3423.86	4	-3
DEGUMSYOIL	26-Feb-21	0	0	0	1036.1	1040.7	0	0	0	0

Soy Degum Spot- Futures Spreads:

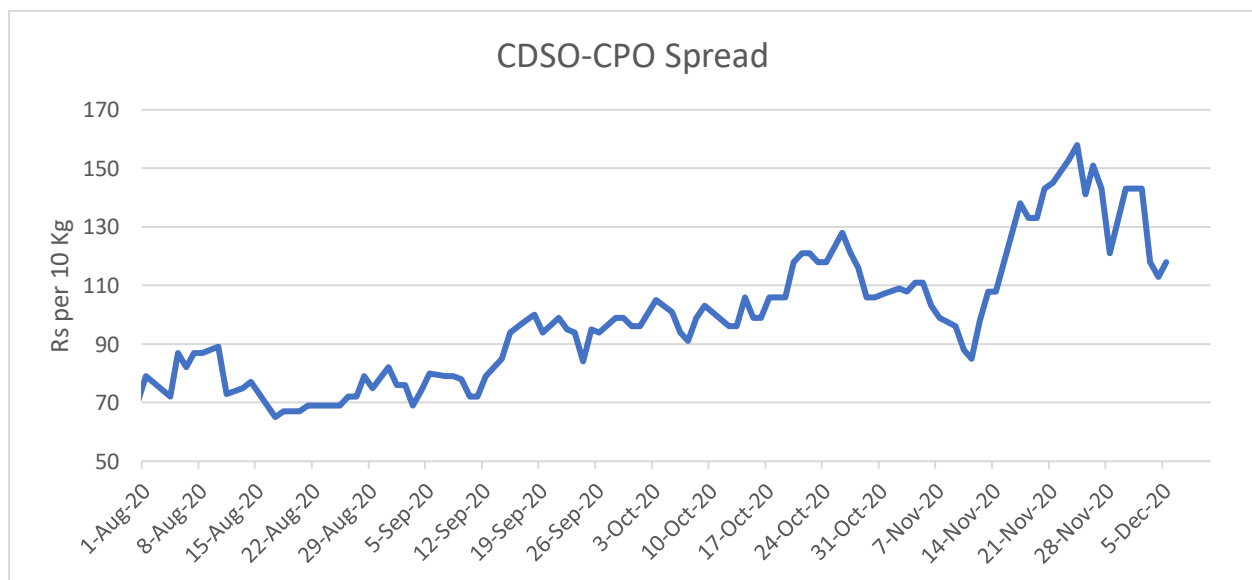
Spot	Dec-20	Jan-21	Feb-21
Dec-20	-11.8		
Jan-21	-13.9	0	
Feb-21	8.7	22.6	0

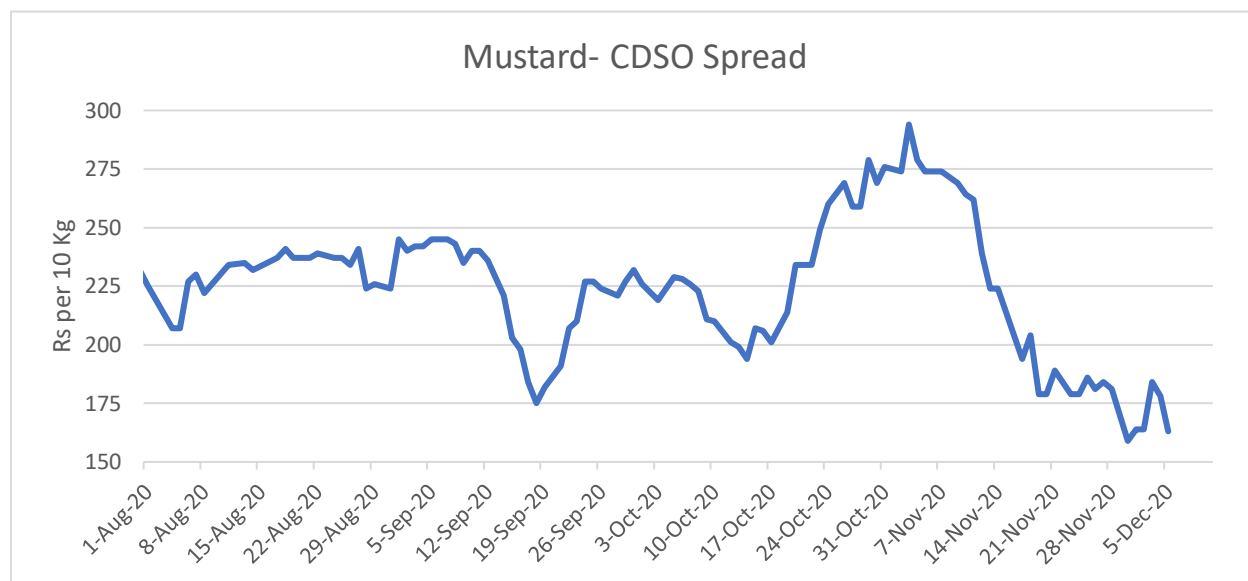


CDSO Kandla- RSO Indore Spreads:



CDSO Kandla-CPO Kandla Spread:



CDSO Kandla- Mustard Oil Jaipur Expeller Spread:

Disclaimer

The information and opinions contained in the document have been compiled from sources believed to be reliable. The company does not warrant its accuracy, completeness and correctness. Use of data and information contained in this report is at your own risk. This document is not, and should not be construed as, an offer to sell or solicitation to buy any commodities. This document may not be reproduced, distributed or published, in whole or in part, by any recipient hereof for any purpose without prior permission from the Company. IASL and its affiliates and/or their officers, directors and employees may have positions in any commodities mentioned in this document (or in any related investment) and may from time to time add to or dispose of any such commodities (or investment). Please see the detailed disclaimer at © 2020 Indian Agribusiness Systems Ltd.