

Domestic Fundamentals:

Edible oil basket traded with mixed sentiments at various markets. Palm oil, and Soy oil traded marginally down, while, Sunflower oil, Mustard oil, and Groundnut oil traded steady at their respective bench markets.

Soybean oil

- **Domestic prices** are trading sideways as CBOT Soy oil take support of fluctuating weather condition in US's Key soybean growing regions.
- **CBOT Soy oil prices traded down** as US weather forecast predict normal precipitation giving bearish tone. Falling crude oil prices are also unable to support edible oil prices.
- **US's weather forecast is bullish** for the July month, as drought and dry weather conditions are likely to prevail.

Palm oil






- **Indonesia has scrapped off their export levy** from \$240 per ton to nil, giving a bearish tone for the market. June's Palm oil reserves in Indonesia has jumped to 18.5% over 7.23 million tonnes in May, thus Indonesia is boosting their palm oil exports.
- **BMD Malaysia traded marginally up.** However, prices may correct downwards as CBOT Soy oil and crude oil both are marginally down.
- **Domestic prices** are trading sideways and are likely to continue the downward momentum, tracking the bearish international Palm oil market.

Mustard oil

- **Mustard oil prices** traded with weak bias and made a new low of Rs 1310/10 Kg. Prices are under correction phase, reacting to correction in both Soy oil and Palm oil.
- **Crushing of mustard seed** in in disparity as RM oil prices saw sharp decline in past days compared to gradual decline in seed and meal prices.

Outlook: Edible oil basket is expected to trade with bearish sentiments for the week

SOWING PROGRESS

Area Covered (Lakh Ha) as of 22 July 2022			
State	2022	2021	% Change
Soybean	108.37	98.99	 9.48%
Groundnut	33.29	36.13	 -7.86%
Sunflower	1.46	1.04	 40.38%
Seasmum	5.87	5.39	 8.91%
Total oilseeds	149.67	142.03	 5.38%



CBOT Soy Oil Futures (Projections):

(Values in US cents/lb.)

Contract	+/-	Open	High	Low	Close
Aug	-0.14	58.87	58.95	58.18	58.46
Sep	-0.13	57.43	57.52	56.7	57.04
Oct	-0.15	56.61	56.66	55.87	56.2
Dec	-0.14	56.3	56.39	55.53	55.92
Jan	-0.18	56.12	56.22	55.43	55.76

BMD CPO Futures:

(Values in MYR/tonnes)

Contract	+/-	Open	High	Low	Close
Aug	35	3,725	3,764	3,707	3,742
Sep	26	3,720	3,762	3,678	3,727
Oct	29	3,741	3,799	3,700	3,749
Nov	36	3,763	3,815	3,744	3,787

Forex:

Date/Currency	Chinese Yuan	Indonesian Rupiah	Malaysian Ringgit	Argentine Peso	Indian rupee	Brazilian Real	Dollar Index	Crude Oil WTI (\$/barrel)
22/7/2022	6.75	14,987	4.46	129.74	79.90	5.5	106.75	94.43

Edible Oil Spot Prices at key Markets:

Commodity	Centre	Prices (Per 10 Kg)		Change
		22-Jul-22	21-Jul-22	
Refined Soybean Oil	Indore	1220	1225	-5
	Indore (Soy Solvent Crude)	1160	1175	-15
	Mumbai	1250	1250	Unch
	Mumbai (Soy Degum)	1160	1175	-15
	Kandla/Mundra	1190	1210	-20
	Kandla/Mundra (Soy Degum)	1145	1170	-25
	Kolkata	1220	1225	-5
	Delhi	1190	1215	-25
	Nagpur	1225	1245	-20
	Rajkot	1170	1210	-40
	Kota	1230	1240	-10
	Akola	1215	1230	-15
	Amrawati	1215	1230	-15
	Bundi	1240	1250	-10
	Jalna	1215	1240	-25
	Solapur	1220	1240	-20
	Dhule	1215	1240	-25
	Nanded	1220	1240	-20
	Latur	1220	1240	-20
	Argentina Crude Soya (CIF India) USD	1324	1346	-22
	Argentina Crude Soya (FOB)	1247	1274	-27

Palm Oil	Kandla (Crude Palm Oil)	1125	1130	-5
	Kandla (RBD Palm oil)	1160	1150	10
	Kandla RBD Pamolein	1180	1190	-10
	Kakinada (Crude Palm Oil)	1040	1020	20
	Kakinada RBD Pamolein	1180	1170	10
	Haldia Pamolein	1170	1165	5
	Chennai RBD Pamolein	1185	1180	5
	Chennai RBD Pamolein (Vitamin A&D Fortified)	1241	1242	-1
	Krishnapattanam RBD Pamolein	1175	1170	5
	Mumbai RBD Pamolein	1190	1200	-10
	Mangalore RBD Pamolein	1190	1190	Unch
	Mumbai (Refined)	1130	1140	-10
	Rajkot (Refined)	1165	1190	-25
	Chennai (Refined)	1190	1190	Unch
	Hyderabad (Refined)	1180	1195	-15
	Delhi (Refined)*	1140	1150	-10
	PFAD (Kandla)	720	720	Unch
	RPS (Kandla)	975	980	-5
	Superolien (Kandla)	1210	1220	-10
	Superolien (Mumbai)	1220	1230	-10
	Kochi (RBD Palmolein)	-	1195	-
	Krishnapattanam (Crude Palm Oil)	1040	1020	20
	Mumbai (Crude Palm Oil)	NR	NR	-
	Kolkata (Crude Palm Oil)	1155	1160	-5
Refined Sunflower Oil	Chennai (Refined)	1560	1560	Unch
	Chennai (Crude)	1500	1500	Unch
	Mumbai (Refined)	1580	1600	-20
	Mumbai (Expeller Oil)	1500	1530	-30
	Kandla (Refined)	1580	1590	-10
	Hyderabad (Refined)	1600	1600	Unch
	Hyderabad (Expeller)	1500	1490	10
	Latur (Refined)	1560	1575	-15
	Latur (Expeller Oil)	1475	1510	-35
	Chellakere (Expeller Oil)	1480	1480	Unch
	Erode (Expeller Oil)	1600	1610	-10
	Kakinada (Refined)	1580	1580	Unch
	Krishna Pattanam (Refined)	1580	1580	Unch
Groundnut Oil	Rajkot	1650	1650	Unch
	Chennai	1650	1640	10
	Delhi*	1645	1635	10



	Hyderabad *	1600	1600	Unch
	Mumbai	1650	1660	-10
	Gondal	1650	1650	Unch
	Jamnagar	1650	1650	Unch
	Gujarat GN Telia	2580	2600	-20
Rapeseed Oil/Mustard Oil	Jaipur (Expeller Oil)	1310	1310	Unch
	Jaipur (Kacchi Ghani Oil)	1395	1395	Unch
	Kota (Expeller Oil)	1350	1350	Unch
	Kota (Kacchi Ghani Oil)	1390	1390	Unch
	Neewai (Expeller Oil)	1300	1300	Unch
	Neewai (Kacchi Ghani Oil)	1385	1385	Unch
	Bharatpur (Kacchi Ghani Oil)	1350	1350	Unch
	Sri-Ganga Nagar(Exp Oil)	1330	1330	Unch
	Sri-Ganga Nagar (Kacchi Ghani Oil)	1375	1375	Unch
	Mumbai (Expeller Oil)	1380	1390	-10
	Kolkata(Expeller Oil)	1550	1550	Unch
	New Delhi (Expeller Oil)	1320	1320	Unch
	Hapur (Expeller Oil)	1650	1650	Unch
	Hapur (Kacchi Ghani Oil)	1700	1700	Unch
	Agra (Kacchi Ghani Oil)	1355	1355	Unch
Refined Cottonseed Oil	Rajkot	1450	1460	-10
	Hyderabad	1425	1450	-25
	Mumbai	1440	1450	-10
	New Delhi	1415	1430	-15
	Gujarat Cotton Wash	1390	1400	-10
Coconut Oil	Kangayan (Crude)	1290	1290	Unch
	Cochin	-	1380	-
Rice Bran Oil	Mumbai (Refined 4%)	1140	1140	Unch
	Bhatinda (Crude 4%)	1025	1045	-20
	Bhatinda (Refined 4%)	1140	1160	-20
	Hyderabad (Crude)	1070	1085	-15
	Hyderabad (Refined)	1230	1240	-10
	Kolkata (Crude)	1050	1060	-10
	Kolkata (Refined)	1130	1140	-10
	Raipur (Crude)	1120	1100	20
	Vijayawada (Refined)	1150	1150	Unch
Malaysia Palmolein USD/MT	FOB	1020	1050	-30



	CNF India	980	1010	-30
Indonesia CPO USD/MT	FOB	Unq	1000	-
	CNF India	995	1060	-65
Crude palm Kernel Oil India (USD/MT)	CNF India	1180	1190	-10
Ukraine Origin CSFO USD/MT Kandla	CIF	1550	1600	-50
Argentina FOB (\$/MT)		21-Jul-22	20-Jul-22	Change
Crude Soybean Oil Ship		1254	1279	-25
Refined Soy Oil (Bulk) Ship		1298	1324	-26
Sunflower Oil Ship		1500	1500	Unch
Cottonseed Oil Ship		1234	1259	-25
<i>* Indicates including GST</i>				

Note - Domestic edible oil prices are in Indian rupees per 10 Kg, and CNF/FOB/CIF prices are in USD tonnes.
The prices are exclusive of GST duty.

Disclaimer

The information and opinions contained in the document have been compiled from sources believed to be reliable. The company does not warrant its accuracy, completeness, and correctness. Use of data and information contained in this report is at your own risk. This document is not, and should not be construed as an offer to sell or solicitation to buy any commodities. This document may not be reproduced, distributed, or published, in whole or part, by any recipient hereof for any purpose without prior permission from the Company. IASL and its affiliates and/or their officers, directors, and employees may have positions in any commodities mentioned in this document (or in any related investment) and may from time to time add to or dispose of any such commodities (or investment). Please see the detailed disclaimer at <http://www.agriwatch.com/disclaimer.php> 2022 Indian Agribusiness Systems Ltd.