

Domestic Fundamentals:

Edible oil basket traded with steady sentiments at various markets. Palm oil, Soy oil, Sunflower oil, Mustard oil, and Groundnut oil traded steady at their respective bench markets.

Soybean oil

- **Domestic prices** are trading at the lower level and is likely to trade marginally up taking support of CBOT Soy oil rising prices.
- **CBOT Soy oil prices traded down** as US weather forecast predict normal precipitation giving bearish tone. Falling crude oil prices are also unable to support edible oil prices.
- **US's weather forecast is bullish** for the July month, as drought and dry weather conditions are likely to prevail.

Palm oil






- **Indonesia has scrapped off their export levy** from \$240 per ton to nil, giving a bearish tone for the market. June's Palm oil reserves in Indonesia has jumped to 18.5% over 7.23 million tonnes in May, thus Indonesia is boosting their palm oil exports.
- **BMD Malaysia traded marginally up.** However, prices may correct downwards as CBOT Soy oil and crude oil both are marginally down.
- **Domestic prices** are trading sideways and are likely to continue the trade sideways with weak bias, tracking the bearish international Palm oil market.

Mustard oil

- **Mustard oil prices** traded with weak bias and made a new low of Rs 1310/10 Kg. Prices are under correction phase, in tandem with correction in both Soy oil and Palm oil.
- **Prices are trading at lower level** and is anticipated to trade in the lower range of 1300-1440/10 Kg for the month.
- **Crushing of mustard seed** in in disparity as RM oil prices saw sharp decline in past days compared to gradual decline in seed and meal prices.

Outlook: Edible oil basket is expected to trade with sideways sentiments for the week

SOWING PROGRESS

Area Covered (Lakh Ha) as of 22 July 2022				
State	2022	2021	% Change	
Soybean	108.37	98.99		9.48%
Groundnut	33.29	36.13		-7.86%
Sunflower	1.46	1.04		40.38%
Seasum	5.87	5.39		8.91%
Total oilseeds	149.67	142.03		5.38%



CBOT Soy Oil Futures (Projections):

(Values in US cents/lb.)

Contract	+/-	Open	High	Low	Close
Aug	-0.14	58.87	58.95	58.18	58.46
Sep	-0.13	57.43	57.52	56.7	57.04
Oct	-0.15	56.61	56.66	55.87	56.2
Dec	-0.14	56.3	56.39	55.53	55.92
Jan	-0.18	56.12	56.22	55.43	55.76

BMD CPO Futures:

(Values in MYR/tonnes)

Contract	+/-	Open	High	Low	Close
Aug	35	3,725	3,764	3,707	3,742
Sep	26	3,720	3,762	3,678	3,727
Oct	29	3,741	3,799	3,700	3,749
Nov	36	3,763	3,815	3,744	3,787

Forex:

Date/Currency	Chinese Yuan	Indonesian Rupiah	Malaysian Ringgit	Argentine Peso	Indian rupee	Brazilian Real	Dollar Index	Crude Oil WTI (\$/barrel)
23/7/2022	6.75	14,987	4.46	129.74	79.90	5.5	106.75	94.43

Edible Oil Spot Prices at key Markets:

Commodity	Centre	Prices (Per 10 Kg)		Change
		23-Jul-22	22-Jul-22	
Refined Soybean Oil	Indore	1220	1220	Unch
	Indore (Soy Solvent Crude)	1170	1160	10
	Mumbai	1230	1250	-20
	Mumbai (Soy Degum)	1200	1160	40
	Kandla/Mundra	1185	1190	-5
	Kandla/Mundra (Soy Degum)	1200	1145	55
	Kolkata	1220	1220	Unch
	Delhi	1190	1190	Unch
	Nagpur	1225	1225	Unch
	Rajkot	1160	1170	-10
	Kota	1220	1230	-10
	Akola	1215	1215	Unch
	Amrawati	1215	1215	Unch
	Bundi	1230	1240	-10
	Jalna	1215	1215	Unch
	Solapur	1220	1220	Unch
	Dhule	1215	1215	Unch
	Nanded	1220	1220	Unch
	Latur	1220	1220	Unch
	Argentina Crude Soya (CIF India) USD	1253	1324	-71
	Argentina Crude Soya (FOB)	-	1247	-

Palm Oil	Kandla (Crude Palm Oil)	1125	1125	Unch
	Kandla (RBD Palm oil)	1160	1160	Unch
	Kandla RBD Pamolein	1185	1180	5
	Kakinada (Crude Palm Oil)	1040	1040	Unch
	Kakinada RBD Pamolein	1180	1180	Unch
	Haldia Pamolein	1160	1170	-10
	Chennai RBD Pamolein	1185	1185	Unch
	Chennai RBD Pamolein (Vitamin A&D Fortified)	1241	1241	Unch
	Krishnapattanam RBD Pamolein	1170	1175	-5
	Mumbai RBD Pamolein	1190	1190	Unch
	Mangalore RBD Pamolein	1185	1190	-5
	Mumbai (Refined)	1150	1130	20
	Rajkot (Refined)	1180	1165	15
	Chennai (Refined)	1185	1190	-5
	Hyderabad (Refined)	1190	1180	10
	Delhi (Refined)*	1140	1140	Unch
	PFAD (Kandla)	720	720	Unch
	RPS (Kandla)	970	975	-5
	Superolien (Kandla)	1215	1210	5
	Superolien (Mumbai)	1220	1220	Unch
	Kochi (RBD Palmolein)	Closed	1195	-
	Krishnapattanam (Crude Palm Oil)	1040	1040	Unch
	Kolkata (Crude Palm Oil)	1155	1155	Unch
Refined Sunflower Oil	Chennai (Refined)	1560	1560	Unch
	Chennai (Crude)	1500	1500	Unch
	Mumbai (Refined)	1580	1580	Unch
	Mumbai(Expeller Oil)	1500	1500	Unch
	Kandla (Refined)	1580	1580	Unch
	Hyderabad (Refined)	1600	1600	Unch
	Hyderabad (Expeller)	1520	1500	20
	Latur (Refined)	1560	1560	Unch
	Latur (Expeller Oil)	1490	1475	15
	Chellakere (Expeller Oil)	1500	1480	20
	Erode (Expeller Oil)	1620	1600	20
	Kakinada (Refined)	1580	1580	Unch
	Krishna Pattanam (Refined)	1580	1580	Unch
Groundnut Oil	Rajkot	1650	1650	Unch
	Chennai	1650	1650	Unch
	Delhi*	1645	1645	Unch
	Hyderabad *	1620	1600	20



	Mumbai	1650	1650	Unch
	Gondal	1650	1650	Unch
	Jamnagar	1650	1650	Unch
	Gujarat GN Telia	2580	2580	Unch
Rapeseed Oil/Mustard Oil	Jaipur (Expeller Oil)	1310	1310	Unch
	Jaipur (Kacchi Ghani Oil)	1395	1395	Unch
	Kota (Expeller Oil)	1360	1350	10
	Kota (Kacchi Ghani Oil)	1390	1390	Unch
	Neewai (Expeller Oil)	1300	1300	Unch
	Neewai (Kacchi Ghani Oil)	1385	1385	Unch
	Bharatpur (Kacchi Ghani Oil)	1360	1350	10
	Sri-Ganga Nagar(Exp Oil)	1330	1330	Unch
	Sri-Ganga Nagar (Kacchi Ghani Oil)	1375	1375	Unch
	Mumbai (Expeller Oil)	1380	1380	Unch
	Kolkata(Expeller Oil)	1550	1550	Unch
	New Delhi (Expeller Oil)	1320	1320	Unch
	Hapur (Expeller Oil)	1650	1650	Unch
	Hapur (Kacchi Ghani Oil)	1700	1700	Unch
	Agra (Kacchi Ghani Oil)	1365	1355	10
	Nagpur (Expeller Oil)	NR	NR	-
Refined Cottonseed Oil	Rajkot	1460	1450	10
	Hyderabad	1435	1425	10
	Mumbai	1440	1440	Unch
	New Delhi	1415	1415	Unch
	Gujarat Cotton Wash	1390	1390	Unch
Coconut Oil	Kangayan (Crude)	1300	1290	10
	Cochin	Closed	1380	-
Rice Bran Oil	Mumbai (Refined 4%)	1140	1140	Unch
	Bhatinda (Crude 4%)	1020	1025	-5
	Bhatinda (Refined 4%)	1135	1140	-5
	Hyderabad (Crude)	1070	1070	Unch
	Hyderabad (Refined)	1230	1230	Unch
	Kolkata (Crude)	1050	1050	Unch
	Kolkata (Refined)	1130	1130	Unch
	Raipur (Crude)	1120	1120	Unch
	Vijayawada (Refined)	1150	1150	Unch
Malaysia Palmolein USD/MT	FOB	1000	1020	-20



	CNF India	985	980	5
Indonesia CPO USD/MT	FOB	Unq	1000	-
	CNF India	1025	995	30
Crude palm Kernel Oil India (USD/MT)	CNF India	1185	1180	5
Ukraine Origin CSFO USD/MT Kandla	CIF	1530	1550	-20
Argentina FOB (\$/MT)		22-Jul-22	21-Jul-22	Change
Crude Soybean Oil Ship		1276	1254	22
Refined Soy Oil (Bulk) Ship		1321	1298	23
Sunflower Oil Ship		1500	1500	Unch
Cottonseed Oil Ship		1256	1234	22
* Indicates including GST				

Note - Domestic edible oil prices are in Indian rupees per 10 Kg, and CNF/FOB/CIF prices are in USD tonnes.
The prices are exclusive of GST duty.

Disclaimer

The information and opinions contained in the document have been compiled from sources believed to be reliable. The company does not warrant its accuracy, completeness, and correctness. Use of data and information contained in this report is at your own risk. This document is not, and should not be construed as an offer to sell or solicitation to buy any commodities. This document may not be reproduced, distributed, or published, in whole or part, by any recipient hereof for any purpose without prior permission from the Company. IASL and its affiliates and/or their officers, directors, and employees may have positions in any commodities mentioned in this document (or in any related investment) and may from time to time add to or dispose of any such commodities (or investment). Please see the detailed disclaimer at <http://www.agriwatch.com/disclaimer.php> 2022 Indian Agribusiness Systems Ltd.