

Executive Summary

Domestic Veg. Oil Market Summary

Compared to the last week, edible oil basket witnessed profit booking during the week under review. Soy, palm, and sunflower oil quoted steady on w-o-w basis.

On the currency front, Indian rupee against USD closed (25 April, 2014) at 60.17, down 0.71 percent as compared to the previous week. Factors to watch in the coming weeks will be on the movement of Indian rupee against US dollar, Chinese soybean demand, and Malaysian palm oil exports.

We expect edible oil complex to trade sideways to slightly firm tone in expectation of renewed demand at lower quotes, and optimism ahead of Ramadan festival demand. However, appreciating INR against USD makes edible oils cheaper and rising mustard seed supplies may limit the upside risk in the prices.

International Veg. Oil Market Summary

CBOT soy oil (May) is expected to stay in the range of 40.00 cents/lb to 43.20 cents/lb. CPO at BMD (June) is likely to trade in the range of 2570-2645 ringgit per tons.

Malaysian palm oil products export for April rose 1.7 percent to 1.22 million tons from 1.20 million tons shipped during Mar., cargo surveyor Societe Generale de Surveillance.

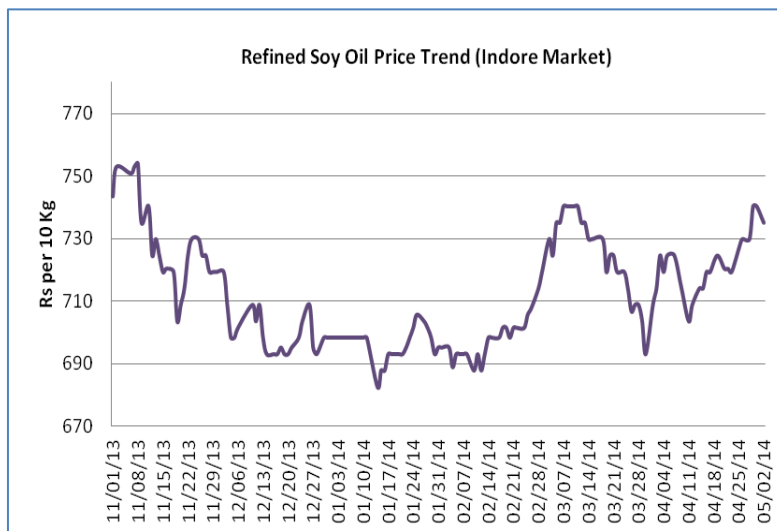
On the international front, tight soybean supplies in US may favor the bulls in the short term. However, soybeans supplies from South American countries are picking pace and cancellation of soybean cargos by Chinese buyers may limit the excessive gains.

Widening of the spread between palm oil and soft oil may favor demand at lower quotes and optimism that festive-driven demand will underpin prices in the coming weeks. However, uncertain demand prospects from China and ending of lower palm oil yield phase may limit the upside risk in the prices.

Soy oil Fundamental Analysis and Outlook:-

Domestic Front

- Soybean oil featured steady to firm tone tracking gains in the international oil & fats market and renewed demand at lower quotes.
- Soybean crushing units are operating at 25-30 percent due to lower availability of soybean and crusher had crushed 5 million tons of soybeans during current soybean marketing year till March (Oct-Sept) lower by 1 million tons compared to the same period of last year - SOPA.
- Crude soybean oil imports by India is likely to cross 1.5 million tons due to lower domestic oilseeds crushing and lower spread between palm and soybean oil prices. While, SEA of India reported that Indian buyer imported around 5.28 lakh tons of crude soybean oil majorly from Argentina and Brazil during Nov-March 2014, up 112.9 percent from the same period of last year.
- Current stock of edible oils as on 1st April, 2014 at various ports is estimated at 490,000 tons (CPO 270,000 tons, RBD palmolein 90,000 tons, soybean oil degummed 50,000 tons and crude sunflower oil 80,000 tons) and about 710,000 tons in pipelines – SEA of India
- Buyers are likely to import higher soybean oil in the coming days due to import parity and lower domestic crushing. Imported soy oil offered at discount at around USD 38-42 per MT (1-25 April) after refining & processing.
- We expect soy oil may trade with a range bound to firm movement.



International Front

- As per Brazilian trade ministry, Brazil exported 8.25 million tons of soybean in April compared with 6.23 million tons in March. While, on the other hand, Brazil exported 115,900 tons of soybean oil in April, down 1800 tons from last month.
- As per USDA sowing report, farmers have started planting soybeans. About 3% of the overall soybean crop has been planted as on 28 April, 2014, down 1 point lower to the five-year average.
- Buenos Aires Grain Exchange reported that 21% of the soybean was harvested as of April 16, 2014. This is ahead of last year's pace of 18%. On the other hand, Brazilian farmers have harvested around 90 percent of the total soybean acreage estimated of 2013/14.
- As per Chinese customs department, China imported 15.3 Mln. t of soybean, during January to March 2014, up 34 percent compared to same period of the last year. Soybean imports from the USA were 13.7 Mln t, from Brazil to 1.0 Mln. t and rest others. Soybean oil imports increased to 274,000, up 44 percent, including 98,000 tons from Argentina and 105,000 tons from Brazil.
- On the soybean production front, CONAB revised its forecast for Brazil's 2014 soybean production to 86.1 Mln t from the previous figure of 85.4 Mln t. Last year soybean production was 81.5 Mln t. Oil World Brazil may export around 5.5 million tons of soybeans in April, lower compared to the last month, which was 6.23 million tons. Last year at the same period the soybean exports from Brazil was 7.15 million tons.
- On the international front, tight soybean supplies in US may favor the bulls in the short term. However, soybeans supplies from South American countries are picking pace and cancellation of soybean cargos by Chinese buyers may limit the excessive gains.

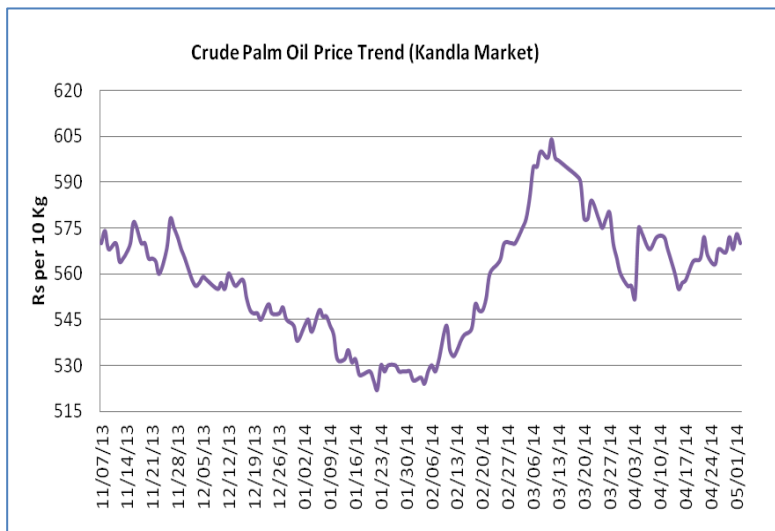
Price Outlook:

We expect refined soy oil at Indore (with VAT) to stay in the range of 718-730 per 10 Kg in the near term.

Palm oil Fundamental Analysis and Outlook -:

Domestic Front

- CPO Kandla 5% witnessed consolidation in the prices during the week in review.
- As per the latest government notification, Indian Government has revised the tariff value for crude palm oil to US \$ 920, RBD palm oil to US \$943, Crude and refined palmolein to 961, 964 (US dollar per metric tons) respectively. Moreover, USD 980 per tons sets, as a new base import price for crude soybean oil Tariff value is the base price at which the customs duty is determined to prevent under-invoicing.
- As per Solvent Extractors' Association of India, India palm oil imports including crude and refined fell 23 percent to 5.37 lakh tons from the same period of the last year. During Nov-Mar 2013/14, Import of refined palm oil reported at 817,615 tons compared to 620,698 tons during the same period of the last year. While, crude palm oil imports is down by 27.2% and reported at 2,273,444 tons compared to the same period of last year.
- Lower soybean crushing in the domestic market and fears of El Nino may curb the domestic as well as international edible oils output and Muslim festivities in June may support the palm oil prices in the coming days. While, new soybean supplies from South American countries may curb the bulls.
- Imported palm oil offered at discount around USD 25-30 per MT (1-25 April) after refining & processing. Higher shipments of palm oil could notice in the month of April. We expect domestic palm oil prices likely to trade range bound in the days ahead.



International Front

- Crude palm oil at BMD May contract ended lower on profit booking and strong MYR against USD. However, optimism that good buying might witness from top buyers ahead of Muslim festivities in June limit the excessive losses. Market participants focus on the first 10 days of export data for June, which may gauge the demand prospects.
- Malaysian palm oil products export for Apr. rose 1.7 percent to 1.22 million tons from 1.20 million tons shipped during Mar., cargo surveyor Societe Generale de Surveillance. Indonesia lowered its export tax for crude palm oil to 12 percent for May from 13.5 percent in April - Indonesian Trade Ministry.
- As per Oil World, global palm oil imports during April-to-June 2014 seen at 10.5 million tons down 0.9 million tons from previous quarter (Jan.-March) in expectation of good buying from major importers ahead of Muslim festivities in late June.
- As per Chinese customs department, China imported 1.6 million tons during Jan-Mar, 2014 up 0.1 million tons from the same period of the last year. Palm oil imports from Indonesia were 759,000 T and from Malaysia to 816,000 T.
- Malaysian palm oil inventories for March estimated at 1,687,709 tons against a revised 1,656,908 tons last month. Inventories surged by rose 2 percent compared to last month. However, Malaysian palm oil inventories hovering at 22.2 percent lower on y-o-y basis - Malaysian Palm Oil Board.
- Widening of the spread between palm oil and soft oil may favor demand at lower quotes and optimism that festive-driven demand will underpin prices in the coming weeks. However, uncertain demand prospects from China and ending of lower palm oil yield phase may limit the excessive upside risk in the prices.

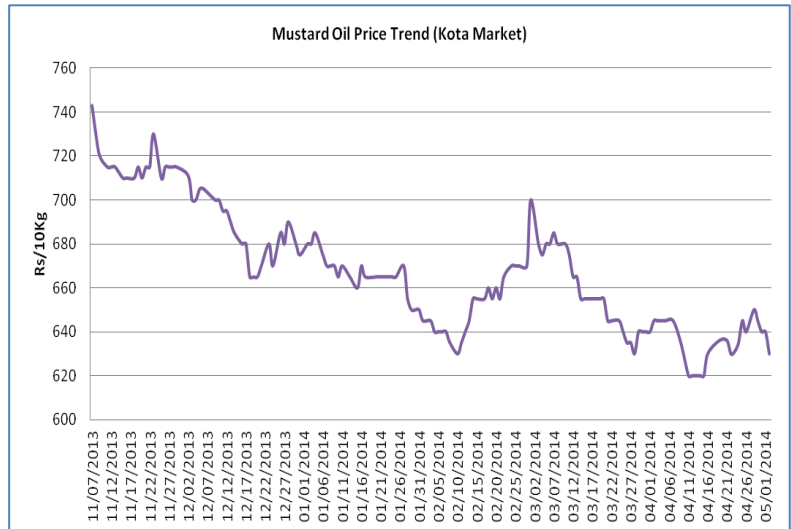
Price Outlook:

We expect CPO Kandla 5% (with VAT) to stay in the range of 556-576 per 10 Kg in the near term.

Rapeseed oil Fundamental Review and Analysis:-

Domestic Front

- Mustard oil featured steady to slightly weak tone during the week at the Kota market tracking losses in the international palm oil market and rising mustard seed arrivals. While, upcoming Muslim festivities in June may curb excessive losses.
- As per sources, good demand from oil millers for mustard seed and lower oilseed crushing, and in anticipation of good demand for edible oils ahead of Muslim festivities in June may underpin the mustard oil prices in the coming days. However, ongoing RM arrivals from major producing regions may cap the excessive upside risk in the prices.
- On the harvesting pace, Rapeseed harvesting is almost over in Rajasthan and arrivals are likely to ease from the June. On the supply side, market participants are expecting 0.15-0.28 million tons of crop loss in mustard due to unseasonal rains in late February. Mustard seed production seen at 75.6 lakh tons, up 3.6 lakh tons from the previous oil year - Agriwatch estimates. We expect RM seed oil prices may trade range bound in the coming days.

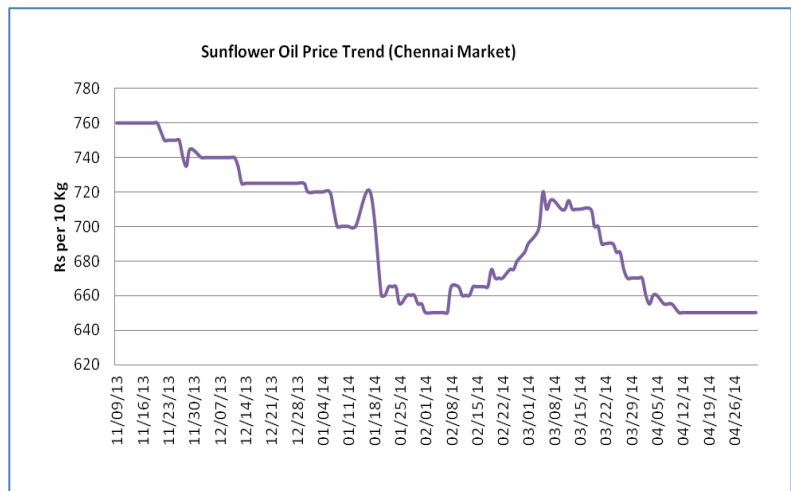


Price Outlook: Rapeseed oil (without VAT) prices in Kota may stay in the range of Rs 620-640 per 10 Kg.

Sunflower oil Fundamental Review and Analysis:-

Domestic Front

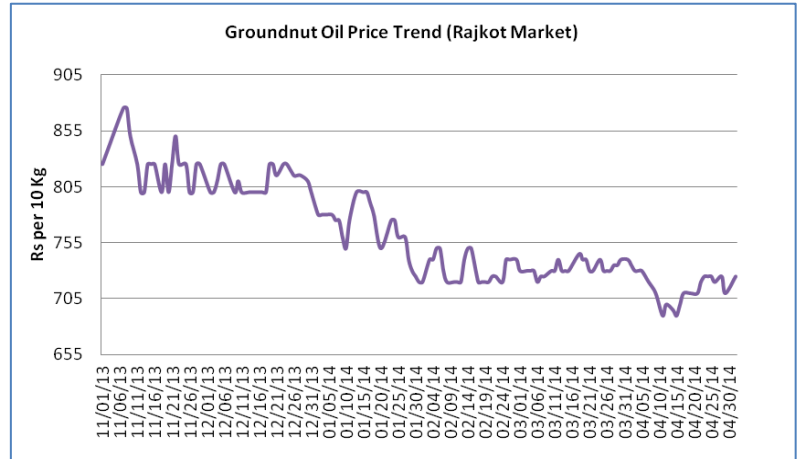
- Sunflower oil featured steady tone at its benchmark market Chennai during the week owing to sideways trend in the international sunflower oil market and need based demand for sunflower oil against adequate stocks.
- As per trade sources, India imported 3.11 lakh tons of crude sunflower oil during 21-28 April, 2014 majorly from Ukraine on an average rate of Rs 583 per 10 Kg. On the import front, Indian buyers purchase 97,900 tons of crude sunflower oil majorly from Ukraine during March. While, India imported 5.18 lakh tons of crude sunflower oil in Nov.-March 2013/14, up 23 percent from same period of the last year – SEA of India.
- Good demand noticed for sunflower oil from Indian buyers during April owing to attractive prices against other soft oils and fear of El Nino. We expect higher sunflower oil imports likely to continue in the coming weeks.
- According to GAFTA, sunflower seed has been sown on 2.2 Mln. ha as of April 25, 2014 which is up from the planting speed of last year and represents 51% of the forecast area. We expect sunflower oil prices may trade range bound to slightly firm tone in the coming days.



Price Outlook: Sunflower oil (with VAT) prices in Chennai may stay in the range of Rs 640-665 per 10 Kg.

Groundnut oil Fundamental Review and Analysis:- Domestic Front

- Groundnut oil prices trade sideways to slightly firm tone at its benchmark market (Rajkot) during the week owing to renewed demand from wholesalers at lower quotes. While, adequate raw material supply for crushing limit the excessive gains.
- Groundnut oil prices are likely to trade with a steady to slightly firm tone in the coming days owing to renewed demand for groundnut oil in the cash market. However, adequate groundnut supplies and record production in the current year may cap the excessive gains. Groundnut oil is offered at around at Rs 710-720 per 10 Kg at Rajkot market excluding tax.
- Groundnut oil production for 2013-14 marketing year is projected at six lakh tons which is significantly higher than last year production estimate of 3.28 lakh tons. We expect prices are to trade with steady to slightly firm bias in the days ahead.

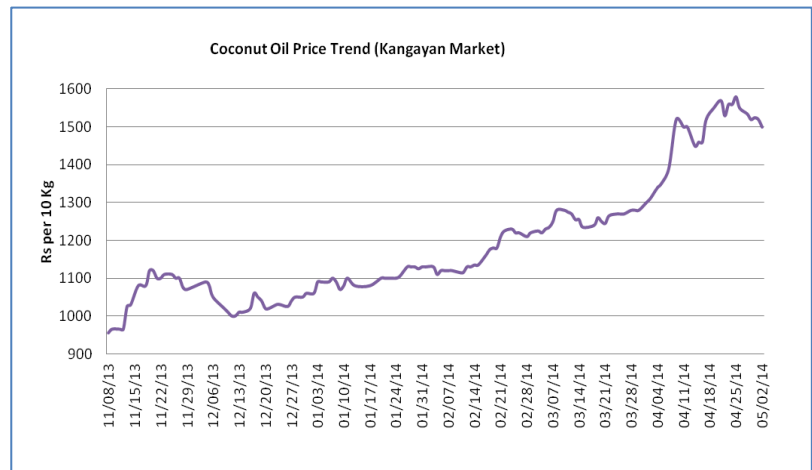


Price Outlook

Groundnut oil (without VAT) in Rajkot market is likely to trade in the price band of Rs 705-735 per 10 Kg.

Coconut Oil Fundamental Review and Analysis:- Domestic Front

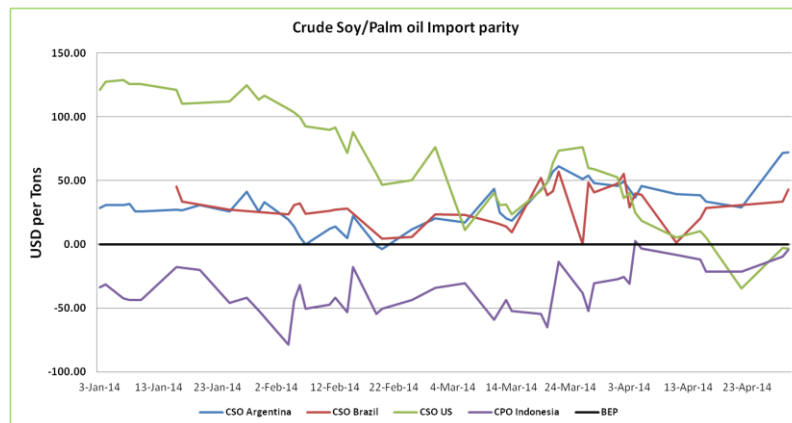
- Coconut oil featured weak tone at its benchmark market Kangayan during the week on profit booking at higher quotes and correction in the edible oil basket. However, lower arrivals in the southern India and tight copra supplies due to lean season limit the excessive losses.
- Coconut oil at Kangayan market quoted at Rs 1500-1525 per 10 Kg during the week in review. Lower copra stocks, weak copra arrivals from the major producing regions and better buying from the local traders likely to support the prices in the near term.
- Prices are likely to trade with a high volatility in the coming days due to tight supplies. However, commencement of copra production season in Kerala and copra arrivals likely to pick up, which may pressurize the prices in the medium term.



Price Outlook: Coconut oil (without VAT) prices in Erode may stay in the range of Rs 1480-1560 per 10 Kg.

Landed Cost at the Indian Ports - Crude soy oil and Crude palm oil

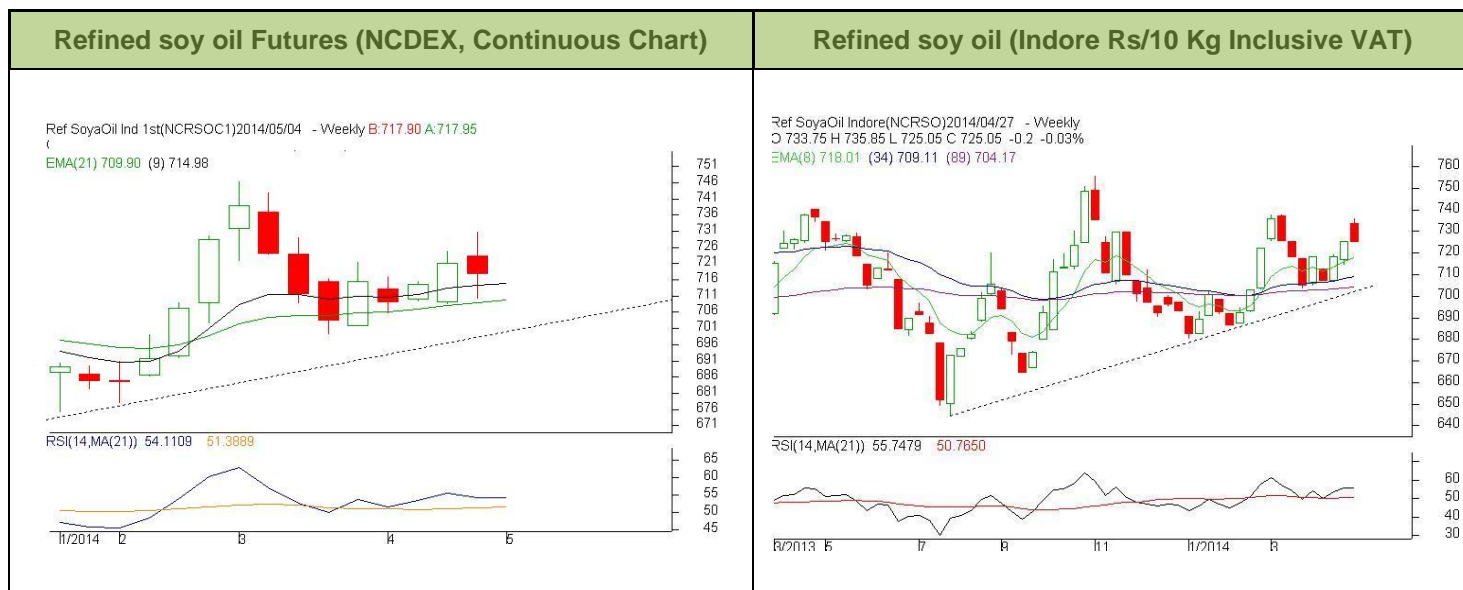
Landed Cost Calculation as on 30/04/2014	CSO Argentina	CSO Brazil	CSO US	CPO Indonesia
FOB USD per ton	880	917	965	865
Freight (USD/MT)	80	72	70	35
C & F	960.0	989.0	1035.0	900.0
Weight loss (0.25% of FOB)	2.20	2.29	2.41	2.16
Finance charges (0.4% on CNF)	3.84	3.96	4.14	3.60
Insurance (0.3% of C&F)	3	3	3	3
CIF (Indian Port - Kandla)	969	998	1045	908
CVD	0	0	0	0
Duty USD per ton	24.79	24.79	24.79	24.12
CVD value USD per ton	0	0	0	0
Cess (2% on duty) USD per ton	0.495876	0.495876	0.495876	0.48246
Exchange rate	60.33	60.33	60.33	60.33
Landed cost without customs duty in INR per ton	58455	60222	63024	54808
Customs duty %	2.58%	2.58%	2.58%	2.58%
Base import price	961	961	961	935
Fixed exchange rate by customs department	60.80	60.80	60.80	60.80
Duty component in INR per ton	1507.46	1507.46	1507.46	1466.68
Clearing charges INR per ton	483	483	483	483
Brokerage INR per ton	190	190	190	190
Total landed cost INR per ton	60635	62403	65205	56947
Domestic Market price INR/ton Soy Degum Kandla/CPO Kandla 5%	65000	65000	65000	56700
Total landed cost USD per ton	1005	1034	1081	944
Domestic Market price USD/tons Soy Degum Kandla/ CPO Kandla 5%	1077	1077	1077	940
Parity INR/MT (Domestic - Landed)	4365	2597	-205	-247
Parity USD/MT (Domestic - Landed)	72.35	43.05	-3.39	-4.10
Source: Agriwatch				
Refining/ Processing Cost per MT	2600.00	2600.00	2600.00	3200.00
Freight to Inland location (Indore for soy and Delhi for Palm oil)	2500.00	2500.00	2500.00	2800.00
Cost of Imported oil after refining/Processing	65735.41	67502.80	70304.65	62947.22
Soy/Palm oil imported Price (Including tax)	69022.18	70877.94	73819.88	66094.58
Loose price of Soy/Palm in Indore and Delhi market	74025.00	74025.00	74025.00	68985.00
Parity after processing and Taxes (Rs per MT)	5002.82	3147.06	205.12	2890.42
Parity after processing and Taxes (USD per MT)	82.92	52.16	3.40	47.91
Source: Agriwatch				



Outlook:-

Import parity for crude soy oil from Argentina is hovering in positive territory due to higher domestic prices as compared to the international prices. We expect import parity to be in the positive side in the coming days.

Technical Analysis (Refined soy oil Weekly Charts)



Outlook – Prices are likely to trade with a steady to firm note in the days ahead. Investors are advised to buy refined soy oil (June contract).

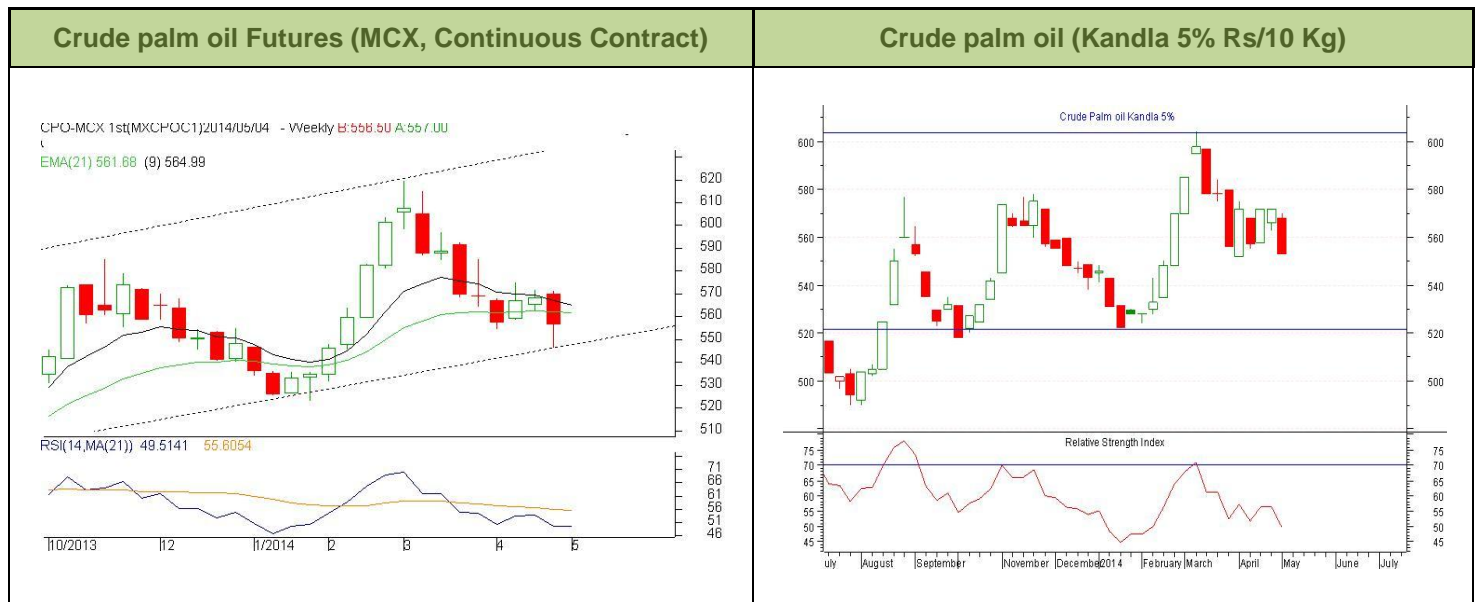
- ❖ Weekly chart of refined soy oil at NCDEX depicts consolidation. We expect prices may trade with a steady to slightly firm note in the near term.
- ❖ Any close below 689 in weekly chart shall change the sentiments and might take the prices to a bearish phase.
- ❖ Expected price band for next week is 695-708 level in near to medium term. RSI is near to neutral zone and shows evidence of divergence with the ref. soy oil prices.

Strategy: Market participants are advised to go long in RSO above 695 levels for a target of 705 and 708 with a stop loss at 689 on closing basis.

RSO NCDEX

Support and Resistance				
S2	S1	PCP	R1	R2
681.00	686.00	699.25	715.00	721.00

Spot Market outlook: Refined soy oil Indore is likely to stay in the range of Rs 718-730 per 10 Kg.

Technical Analysis (Crude Palm oil Weekly Charts)


Outlook - Prices may trade with a steady to slightly firm tone in the coming days. Investors are advised to buy MCX CPO - May contract.

- ❖ Candlestick weekly chart of crude palm oil at MCX depicts losses in the prices. We expect prices may trade with a steady to firm note in the near term.
- ❖ Any close below 547 in weekly chart shall change the sentiments and might bring the prices to a bearish phase.
- ❖ Expected price band for next week is 553-565 level. RSI is moving towards neutral zone suggesting likely range bound in the coming week.

Strategy: Market participants are advised to go long in CPO above 553 for a target of 563 and 565 with a stop loss at 547 on closing basis.

CPO MCX

Support and Resistance				
S2	S1	PCP	R1	R2
543.00	547.00	556.60	574.00	578.00

Spot Market outlook: Crude palm oil is likely to stay in the range of Rs 556-576 per 10 Kg.

Veg. Oil Prices at Key Spot Markets

Commodity	Centre	Prices(Per 10 Kg)		Change
		2-May-14	25-Apr-14	
Refined Soybean Oil	Kota(Loose)	670	680	-10
	Rajkot (Loose)	660	665	-5
	Jaipur (Loose)	NA	690	-
	Hyderabad+ VAT	NA	NA	-
	Delhi (Loose)	705	710	-5
	Kakinada	NA	NA	-
	Mumbai +VAT	665	668	-3
	Indore	700	692	8
	Soy Degum Mumbai+VAT	645	640	5
	SoyDegum Kandla/Mundra+VAT	645	640	5
	Haldiya Port (Loose)	NA	NA	-
	Akola (Loose)	711	707	4
	Amrawati (Loose)	711	707	4
	Jalna	706	706	Unch
	Nagpur	716	712	4
Palm Oil	Chennai.RBD.Palmolein.(Loose)	600	615	-15
	Hyd. RBD Palmolein VAT	600	630	-30
	Delhi RBD Palmolein (Loose)	653	660	-7
	Kandla CPO (5%FFA)	553	572	-19
	Kakinada.RBD.Palmolein(Loose)	586	601	-15
	Mumbai RBD Pamolein+ VAT	605	615	-10
	Kandla RBD Palmolein +VAT	598	605	-7
Refined Sunflower Oil	Mumbai + VAT	670	665	5
	Kandla/Mundra	610	600	10
	Erode (Exp. Oil)+VAT	675	675	Unch
	Hyderabad Exp +VAT	661	656	5
	Chennai (Loose)	650	650	Unch
	Bellary (Exp. Oil)+VAT	611	606	5
	Latur (Exp. Oil)+VAT	626	626	Unch
	Chellakere (Exp. Oil)+VAT	615	621	-6
Groundnut Oil	Rajkot (Loose)	725	725	Unch
	Chennai (Loose)	750	750	Unch
	Delhi (Loose)	735	725	10
	Hyderabad Exp +VAT	815	815	0
	Mumbai + VAT	760	760	Unch
	Gondal+VAT	725	720	5

	Jamnagar +VAT	730	720	10
	Narsarropeth+VAT	750	760	-10
	Prodattour+VAT	711	726	-15
Rapeseed Oil	Mumbai (Exp. Oil) +VAT	662	650	12
	Alwar (Expeller Oil)(Loose)	651	653	-2
	Kota (Expeller Oil) (Loose)	630	645	-15
	Jaipur (Expeller Oil) (Loose)	647	648	-1
	Delhi (Exp. Oil) (Loose)	668	660	8
	SriGangaNagar(ExpOil-Loose)	645	625	20
	Hapur+VAT	710	695	15
	Kolkata		NA	-
	Agra (Kacchi Ghani Oil) +VAT	695	700	-5
Refined Cottonseed Oil	Mumbai +VAT	675	665	10
	Rajkot (Loose)	655	660	-5
	Delhi (Loose)	641	614	27
	Hyderabad (Loose)	590	625	-35
Coconut Oil	Kangayan (Crude)	1500	1580	-80
	Cochin	1470	1400	70
	Trissur	1480	1530	-50
Sesame Oil	Delhi	920	920	Unch
	Mumbai	980	980	Unch
Kardi	Mumbai	950	950	Unch
Rice Bran Oil (40%)	Delhi	NA	475	-
Rice Bran Oil (4%)	Punjab	525	525	Unch
Malaysia Palmolein USD/MT	FOB	843	870	-27
	CNF India	880	887.5	-7.5
Indonesia CPO USD/MT	FOB	845	870	-25
	CNF India	885	900	-15
Argentina FOB (\$/MT)		1-May-14	24-Apr-14	Change
Crude Soybean Oil Ship		NA	880	-
Refined Soy Oil (Bulk) Ship		NA	910	-
Sunflower Oil Ship		NA	NA	-
Cottonseed Oil Ship		NA	860	-
Refined Linseed Oil (Bulk) Ship		NA	1025	-



Disclaimer

The information and opinions contained in the document have been compiled from sources believed to be reliable. The company does not warrant its accuracy, completeness and correctness. Use of data and information contained in this report is at your own risk. This document is not, and should not be construed as, an offer to sell or solicitation to buy any commodities. This document may not be reproduced, distributed or published, in whole or in part, by any recipient hereof for any purpose without prior permission from the Company. IASL and its affiliates and/or their officers, directors and employees may have positions in any commodities mentioned in this document (or in any related investment) and may from time to time add to or dispose of any such commodities (or investment). Please see the detailed disclaimer at <http://www.agriwatch.com/Disclaimer.php>
© 2014 Indian Agribusiness Systems Pvt Ltd.