

Veg. Oil Weekly Research Report

Contents

- ❖ Executive Summary
- ❖ Recommendations
- ❖ International Veg. Oil Market Summary
- ❖ Domestic Market Fundamentals
- ❖ Technical Analysis (Spot Market)
- ❖ Technical Analysis (Futures Market)
- ❖ Veg. Oil Prices at Key Spot Markets

Executive Summary

Domestic Veg. Oil Market Summary

Edible oil prices featured weak trend during this week in domestic market. CBOT soy oil and BMD palm oil fell during the week. Soy oil, palm oil, rapeseed oil, sunflower oil and coconut oil prices closed lower while groundnut oil prices closed in green.

On the currency front, Indian rupee is hovering near 68.60 against 69.92 paise previous week. Factors to watch in the coming weeks will be movement of Indian rupee against US dollar and crude oil prices. Rupee is expected to appreciate and crude oil prices will rise in near-term.

We expect soy oil and palm oil to trade weak on weak fundamentals.

Outlook:

Weekly Call - : In NCDEX, market participants are advised to go short below 745 levels for a target of 730 and 725 with a stop loss at 755 on closing basis. We expect refined soy oil at Indore (without GST) to stay in the range of Rs. 740-820 per 10 Kg. in the near term.

In MCX, market participants are advised to go short in CPO below 525 for a target of 510 and 505 with a stop loss at 535 on closing basis. We expect CPO Kandla 5 percent (without GST) to stay in the range of Rs 500-550 per 10 Kg in the near term.

International Veg. Oil Market Summary

On the international front, higher stocks of soy oil in US, lower demand of soybean by China, better than expected soybean crop condition in Argentina, higher rate of harvest of soybean in Brazil will underpin soy oil prices in coming days.

Lower than expected fall in palm oil stocks in Malaysia, weak demand from India and China, fall in exports of palm oil from Malaysia, weak competitive oils and firm ringgit is expected to underpin CPO prices in near term.

Soy oil Fundamental Analysis and Outlook:-

Domestic Front

- Soy oil featured weak sentiment in domestic markets in the week in review on weak demand.
- Soy oil prices closed lower during the week in Indore on firm demand.

Good crop condition in Argentina and weak China demand has led to weakening of soy oil international prices. Import parity has returned to parity and parity at ports is at 1.5-2.0 per kg. Import demand are likely to rise due to parity in imports.

Soy oil demand is weak at high seas as its prices fell more at high seas compared to CNF markets compared to last week.

Soy oil demand is weak at CNF markets as prices rose less at CNF compared to FOB markets compared to last week.

USDA reported lower soy oil end stocks in US in 2018/19 on higher biodiesel use partially set-off by higher production of soy oil. US-China trade settlement and will support soy oil prices in domestic market.

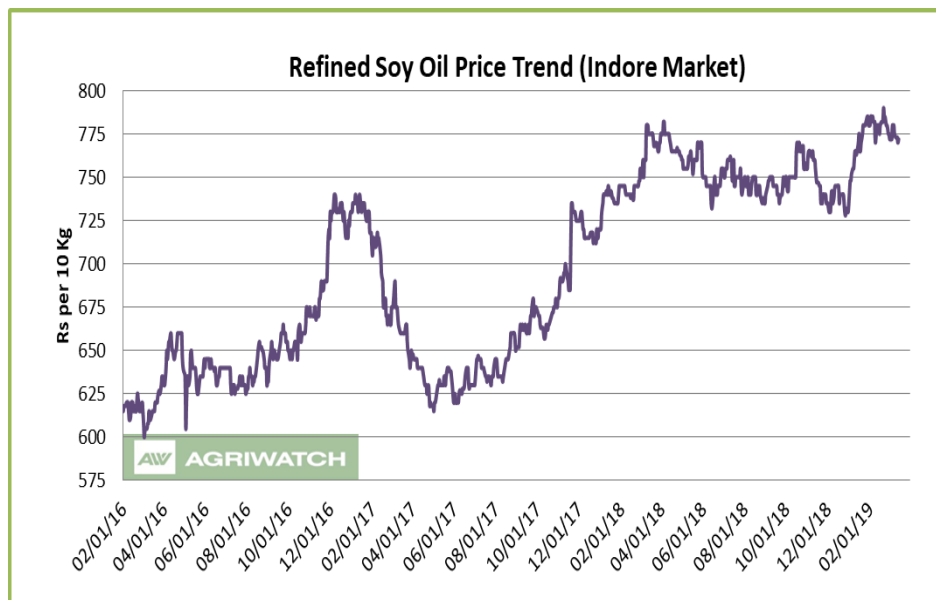
Basis fell due to improvement of weather conditions in Argentina leading to lower FOB soy oil prices. Its discount over CBOT has decreased.

Imports of soy oil rose in Feb 2019 compared to Feb 2018 and higher than Jan 2019. Imports fell 35,000 tons in Feb compared to Jan 2019 while port stocks rose 20,000 tons indicating firm demand in Feb.

CDSO is trading at high premium over RBD palmolein at high seas at Rs 135 (Rs 116 last week) per 10 kg will decrease CDSO import demand.

Refined soy oil premium over RBD palmolein is unchanged at Rs 175 (Rs 164 last week) per 10 Kg, which is high and may cap soy oil prices in domestic markets. In USD terms, premium of CDSO CNF over CPO CNF was quoted at USD 215 (USD 192.5 last week) per ton for Mar delivery, which is high and decrease demand of CDSO at CNF markets compared to CPO CNF. Values in brackets are figures of last week.

- According to Solvent Extractors Association (SEA), India's February edible oil imports rose 5.07 percent y-o-y to 11.82 lakh tons from 11.25 lakh tons in Feb 2018. Palm oil imports in Feb fell 1.05 percent y-o-y to 7.52 lakh tons from 7.60 lakh tons in Feb 2018. CPO imports fell 8.80 percent in Feb y-o-y to 4.98 lakh tons from 5.46 lakh tons in Feb 2018. RBD palmolein imports rose 19.30 percent in Feb y-o-y to 2.41 lakh tons from 2.02 lakh tons in Feb 2018. Soy oil imports rose 64.20 percent in Feb y-o-y to 2.20 lakh tons from 2.13 lakh tons in Feb



2018. Sunflower oil imports fell 6.13 y-o-y in Feb to 2.00 lakh tons from 1.71 lakh tons in Feb 2018. Rapeseed (canola) oil import fell 44.44 percent y-o-y in Feb to 0.10 tons compared 0.18 imports in Feb 2018.

- According to Solvent Extractors Association (SEA), India's February edible oil stocks at ports and pipelines rose 4.03 percent m-o-m to 21.95 lakh tons from 21.10 lakh tons in Jan 2019. Stocks of edible oil at ports in Feb fell to 915,000 tons (CPO 470,000 tons, RBD Palmolein 235,000 tons, Degummed Soybean Oil 90,000 tons, Crude Sunflower Oil 120,000 ton and about 1,280,000 tons in pipelines. (Stocks at ports were 805,000 tons in Jan 2019). India is presently holding 35 days of edible oil requirement on 1st Mar, 2019 at 21.95 lakh tons compared to 33 days of requirements last month at 21.10 lakh tons. India's monthly edible oil requirement is 19.0 lakh tons.
- Soy oil import scenario – According to SEA, soy oil imports rose 64.20 percent y-o-y in Feb to 2.20 lakh tons from 1.34 lakh tons in Feb 2018. In the oil year 2018-19 (Nov 2018-Feb 2019), imports of soy oil were 6.95 lakh tons compared to 7.12 lakh tons in last oil year, lower by 2.39 percent y-o-y.
- Imported crude soy oil CNF at West coast port is offered at USD 720 (USD 715) per ton for Mar delivery, Apr delivery is quoted at USD 697 (USD 702) per ton, May delivery is quoted at USD 682 (USD 692) per ton and June delivery is quoted at USD 689 per ton. Values in brackets are figures of last week. Last month, CNF CDSO Feb average price was USD 755.13 (USD 709 per ton in Jan 2019) per ton.
- On the parity front, margins increased during the week on rise in prices of soy oil in Indian markets, and we expect margins to remain firm in coming days. Currently refiners fetch USD 25-30/ton v/s loss of USD 10-15/ton (last month) margin in processing the imported Soybean Oil (Argentina Origin).

International Front

Soy oil prices are expected to be underpinned by rise in stocks of soy oil in US, good condition of soybean crop in Argentina, higher pace of harvest of soybean in Brazil and weak demand of soybean from China amid US-China trade talks.

Soy oil stocks rose in US by 13.11 percent in US in Feb as reported by NOPA despite fall in crush of soybean in Feb. Stocks of soy oil rises seasonally, but the rise was larger than trade estimates. However, stocks were still lower by 5.60 percent compared to corresponding period last year. Surging stocks of soy oil in US will underpin soy oil prices.

US- China trade talks are progressing and discussions are held on daily basis. Both sides have expressed satisfaction in talks with China committing 10 MMT of soybean purchase in 2019. Major breakthrough in trade talks are expected anyday. US President extended 1 March deadline of imposition of import duty by US on Chinese goods. As soon as major breakthrough will be made premiers of both countries will meet. However, US President indicated that any deal will not come before April. This send sentiment of market down. Trade is watching China buying intentions. Trade settlement US and China is expected to support soybean complex prices.

Soybean harvest in Brazil is progressing at much higher pace than expected. Harvest above compared to corresponding period last year and 5-year average.

Higher rate of harvest of soybean in Brazil will mean that global soybean supplies are surging much faster which will lead to additional bargaining tool for China in US-China trade settlement. China will look for higher purchase of soybean from Brazil leading to higher than expected soybean stock in US.

Soybean crop condition in Argentina has improved due to conducive weather in the country after flooding led to lower planted area. Better weather led to improvement of yield and ultimately lead to higher soybean crop in the country. This has led to lower premium of Argentina soy oil over CBOT soy oil leading to lower FOB prices.

China purchased 18 percent less soybean in February. February imports were 39 percent lower than Jan 2019. China has brought 10 MMT of soybean from US for deliver in first 3 months of 2019. China brought most of soybean in January from Brazil in Brazil. Imports of soybean have been weak from US due to trade war between US and China.

Weak demand from China due to weak demand from feed sector due to lowering of protein feed quality, outbreak of swine flu, alternate source of protein and liquidation of soybean state reserves by China. However, China must import more soybeans to control soy meal prices in the country, which is reeling due to outbreak of swine flu and negative crush margins.

USDA reduced 2018/19 China's soybean import estimate to 88 MMT from 90 MMT in 2018/19 in an effort by Beijing to move away from US soybean imports. Further cut in imports by China is expected in coming months.

China imported 88 MMT of soybean in 2018, according to CNGOIC, much lower than 95 MMT in 2017.

Trade dispute has led to lower sales of US soybean in MY 2018/19 leading to record soybean stocks in a year when US harvested near record soybean.

Soy oil end stocks in US in 2018/19 was cut by USDA on higher use of soy oil in biodiesel partially set off by higher production of soy oil. Further, soybean stocks of US was also revised lower by higher crush of soybean due to higher use. Strong soybean disappearance will support soybean complex prices.

Soybean exports from Argentina is expected to rise in 2019 to 13-14 MMT, especially to China on strong demand from the country. Argentina's crushers operate at 65 percent of capacity, which leads to higher disposable soybean.

Competitive oils like BMD palm oil and DALIAN RBD palmolein is expected to trade weak due to weak demand prospects, which will underpin soy oil prices.

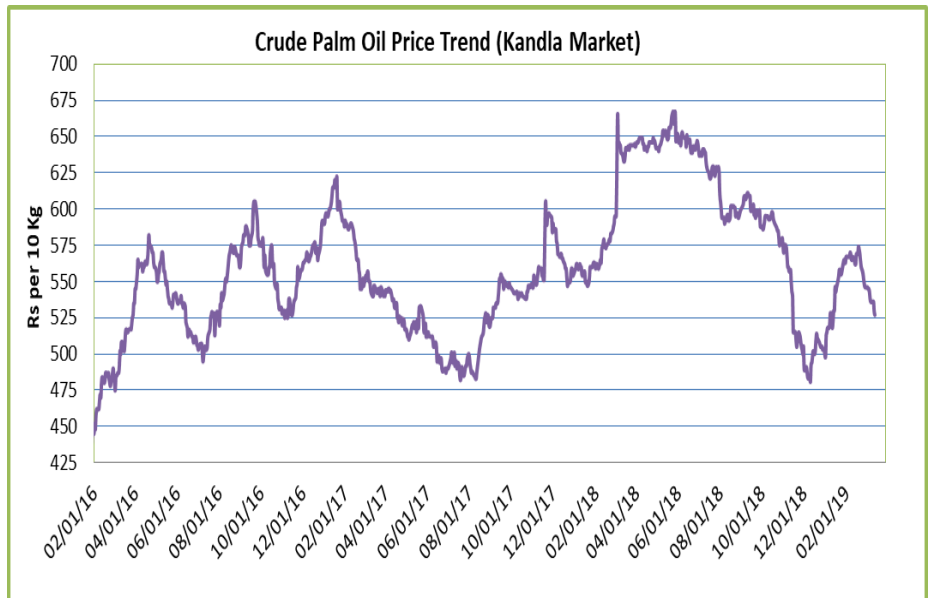
Dollar Index is expected to fall on realignment of US FED towards future rise in interest rates in 2018-19 will support on soy oil prices in near term.

Global crude oil prices have is expected to rise due to OPEC cut in crude oil production. Resumption of US crude imports by China will support crude oil prices.

Price Outlook: We expect refined soy oil (without GST) at Indore to stay in the range of Rs 740-820 per 10 Kg in the near term.

Palm oil Fundamental Analysis and Outlook -:**Domestic Front**

- Crude palm oil featured weak trend at its benchmark market at Kandla on weak demand. RBD palmolein also fell at its benchmark market of Kandla on weak demand.
- Prices of CPO closed lower at Kandla on weak demand. Prices of CPO fell less at high seas compared to CNF markets compared to last week indicating firm demand at high seas.



Reduction in import duty on

RBD palmolein will weaken CPO imports as duty differential between crude palm oil and RBD palmolein has fallen from 11 percent to 5 percent. Preferential treatment given to Malaysia in terms of lower RBD palmolein imports will lead to higher imports of RBD palmolein and lower imports of CPO from Indonesia.

CPO import disparity increased on fall in prices of CPO in Indian markets, which stands at Rs 3.0-3.5 per kg. High disparity in imports will decrease import demand and will not let prices fall.

Any increase in disparity is likely to decrease imports of CPO.

Traders are expected to take advantage recent fall in international prices of CPO by increasing buying.

Data from cargo surveyors show fall in imports of palm oil by India in March from Malaysia

Imports of palm oil by India fell in Feb as reported by SEA showed 8.80 percent fall in imports compared to Feb 2018. CPO imports rose in Feb after firm Nov 2018-Jan 2019. Fall in CPO imports came on high base y-o-y. RBD palmolein imports rose 19.3 percent in Feb compared to Feb 2018.

Imports of CPO fell in Feb due to weak demand of CPO in Indian markets, disparity in refining and higher stocks of CPO at ports.

Imports of CPO will remain weak due to higher disparity in imports. However, CPO imports will be firm compared to RBD palmolein due to higher refining margins compared to imported ready to use palmolein.

Rising premium of RBD palmolein over CPO at CNF markets will increase CPO imports.

Despite fall in imports of CPO, port stocks rose in Feb indicating weak demand

Demand of CPO is firm at CNF markets as prices fell less at CNF markets compared to FOB markets compared to last week.

RBD palmolein showed lower prices in its benchmark market weak demand.

RBD palmolein prices fell more at high seas compared to CNF markets indicating weak demand at high seas.

Import demand of RBD palmolein rose in Feb due to lower prices of RBD palmolein in international markets and lowering of import duty on RBD palmolein which led to lowering of duty differential between CPO and RBD palmolein leading to higher RBD palmolein imports.

Import demand of RBD palmolein is expected to firm in oil year 2018-19 (Nov 2018-Oct 2019) due to reduction import duty on RBD palmolein, lower differential of RBD palmolein import duty over CPO.

Imports of RBD palmolein disparity has increased due to fall in prices of palm products in Indian markets.

At present there is disparity of Rs 1.0-1.5 per kg due to rise in premium of RBD palmolein over CPO and fall in prices of RBD palmolein in Indian markets.

Stocks of RBD palmolein at Indian ports have increased due to higher imports and restocking at ports.

Demand of RBD palmolein was weak compared to CPO at high seas as premium RBD palmolein over CPO was at Rs 64 (Rs 73) per 10 kg compared to last week.

Margins are higher in importing CPO and selling refined oil in domestic markets, than selling ready to use RBD palmolein in domestic markets.

Higher refining margins in domestic refined palmolein compared to imported ready to use palmolein will increase imports of CPO compared to RBD palmolein.

Demand of RBD palmolein is weak at CNF markets as prices fell more at CNF markets compared to FOB markets compared to last week.

Import of RBD palmolein in Feb was higher than Feb 2018 and Jan 2019. Imports of RBD palmolein rose in Feb compared to Jan 2018 and port stocks rose more indicating weak demand and restocking of RBD palmolein in Feb.

CDSO CNF premium over CPO CNF is at USD 215 (USD 192.5 last week) per 10 kg which is high and may increase marginal imports quantity of CPO. Premium of CDSO soy oil high seas over CPO high seas is at Rs. 199 (Rs 199 last week) per 10 Kg, will increase CPO demand at high seas. Premium of refined soy oil over RBD palmolein at Rs 180 (Rs 164 last week) per 10 kg. is high and will increase RBD palmolein demand. RBD palmolein discount over sunflower at CNF markets is at USD 180 (USD 160 last week) per ton. High premium of refined sunflower oil over RBD palmolein due to hike in import duty on sun oil at Rs 175 (Rs 164) per 10 kg, will increase RBD palmolein imports. Values in brackets are figures of last week.

- Palm oil import scenario – According to Solvent Extractors Association (SEA), palm oil imports in Feb fell 1.05 percent y-o-y to 7.52 lakh tons from 7.60 lakh tons in Feb 2019. Imports in the oil year 2018-19 (November 2018-February 2019) are reported higher by 1.22 percent y-o-y at 30.71 lakh tons compared to 30.34 in last oil year.

Crude Palm oil import scenario- According to Solvent Extractors Association (SEA), CPO Imports fell 8.80 percent y-o-y in Feb to 4.98 lakh tons from 5.46 lakh tons in Feb 2019. Imports in oil year 2018-19 (November 2018-February 2019) were reported marginally lower y-o-y at 23.82 lakh tons compared to 23.87 lakh tons in last oil year.

RBD palmolein import scenario- RBD palmolein imports rose y-o-y in Feb by 19.30 percent to 2.41 lakh tons from 2.02 lakh tons in Feb 2018. Imports in oil year 2018-19 (November 2019-February 2019) were reported higher by 6.75 percent y-o-y at 6.48 lakh tons compared to 6.07 lakh tons in corresponding period last oil year.

- On the trade front, CNF CPO (Indonesian origin) at Indian port is quoted at USD 505 (USD 522.5) per ton for Mar delivery and April delivery is quoted at USD 512.5 per ton. Last month, CNF CPO Feb average price was at USD 547.91 per ton (USD 539.2 per ton in Jan 2019). Values in brackets are figures of last week.

Moreover, RBD palmolein (Malaysian origin) CNF at Indian port, offered at USD 535 (USD 555) per ton for Mar delivery and April delivery is quoted at USD 542.5 per ton. Last month, CIF RBD palmolein Feb average price was USD 588.37 (USD 574.4 in Jan 2019) per ton. Values in bracket depict last month quotes.

Ready lift CPO duty paid prices quoted at Rs 526 (Rs 538) per 10 Kg and Mar delivery duty paid is offered at Rs 526 (Rs 541) per 10 kg. Ready lift RBD palmolein is quoted at Rs 590 (Rs 611) per 10 kg as on Mar 15, 2019. Values in brackets are figures of last week.

- On the parity front, margins improved during this week due to fall in prices of palm products in Indian markets. Currently refiners lose USD 5-10/ton v/s gain of USD 25-30/ton (last month) margin in processing the imported CPO and imports of ready to use palmolein lose USD 10-15/ton v/s loss of USD 15-20/ton (last month) parity.

International Front

Palm oil prices are likely to fall due to rise in end stocks of palm oil in Malaysia and Indonesia, fall in exports of palm oil from Malaysia in February, US-China trade deal and appreciation of Ringgit.

Palm oil end stocks rose 1.34 percent in Feb is and remained above 3 MMT as reported by MPOB, due to weaker than expected exports of palm oil from Malaysia amid falling palm oil production in Malaysia in Feb.

Production of palm oil fell in Malaysia in Feb as reported by MPOB on seasonal downtrend of production. Production fell 11 percent in Feb. Fall will be limited in Mar as maturing plants and higher fertilizer use will lead to lower fall in production of palm oil in coming months.

Exports of palm oil have remained flat in Feb due to weak demand from India. Imports from India fell due to negative import parity, high stocks of palm oil at India ports and lower margins by selling imported ready to use palmolein compared to domestic refined RBD palmolein.

Demand of palm oil rose from China due to fall in prices of palm oil and lower supply of soy oil in China due to lower imports of soybean by China which has led to lower crush of soybean in the country leading to lower supply of soy oil leading to higher imports of palm oil. Lower imports of soybean id due to US-China trade dispute and lower supply of soybean from South America. However, imports of palm oil is expected to slow as demand of palm oil remains seasonally low after Chinese New Year.

Imports from EU is expected to remain weak as EU banned use of palm oil in biodiesel due to deforestation by Indonesia and Malaysia.

So with low demand of palm oil in March and from Malaysia will lead to lower decrease stocks of palm oil in March and will underpin palm oil prices in medium term.

US-China trade settlement is expected in coming weeks and will be bearish for palm oil as US is buying record soybean from China to quench its hunger of soybean which is in short supply in the country. China has committed 10 MMT of soybean imports on Sunday in trade talks with US. Higher imports of soybean by China will lead to lower imports of palm oil by country. However, swine flu case in China is expected to keep demand of soybean under check.

Indonesia has asked India to cut import duty on palm oil to bring it in lines with import duty on palm oil on Malaysia by India in exchange of higher sugar imports from in India by Indonesia.

Production of palm oil is expected to rise 10 percent in Indonesia in 2019 on higher produce from maturing plantations, according to GAPKI.

Appreciation of Ringgit is expected to underpin palm oil prices. Ringgit has appreciated above 4.10/USD and is expected to touch 4.0/USD. This will make exports of palm oil uncompetitive compared to other oil and same oils with different destinations.

Production of palm oil will rise in Malaysia in 2019 and exports will rise in 2019 compared to 2018. Higher plant cycle and increasing use of fertilizer due to rise in prices of palm oil will support production.

Indonesia removed export levy on exports of palm products from the country due to fall in prices of palm oil and record stocks of palm oil in the country.

Increasing use of biodiesel in Indonesia will reduce palm oil stocks in the country. The country has mandated 20 percent bio content in any type of gasoline use in the country and is working to increase usage to 30 percent in 2019-20.

Malaysia has unveiled plans to double biodiesel production in the country in an effort to clear stocks of palm oil in the country.

RBD Palmolein Malaysia premium has decreased over Indonesia CPO due to weak demand. Export demand will rise due to falling premium of Malaysian palmolein.

Competitive oils like RBD palmolein DALIAN and CBOT soy oil is expected to underpin palm oil prices.

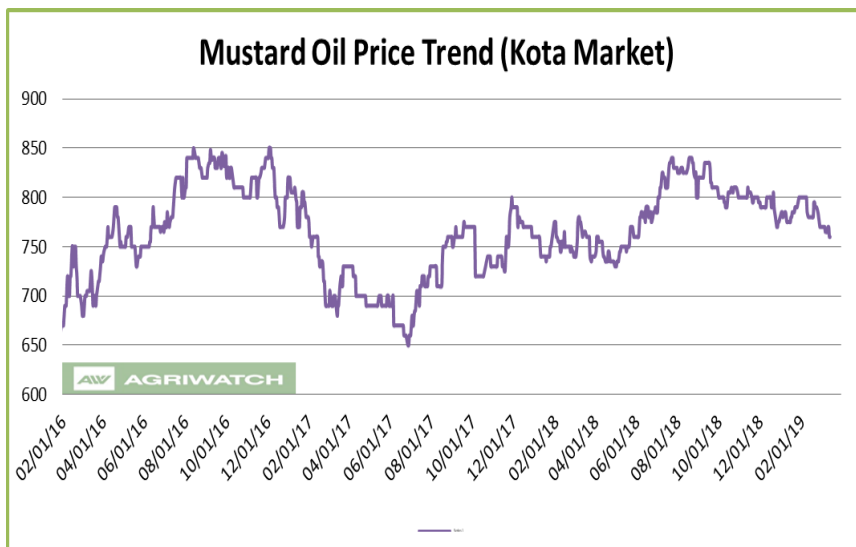
Global crude oil prices are expected to rise on expected cut on crude oil production by OPEC will support palm oil prices.

Price Outlook: We expect CPO Kandla 5 percent (without GST) to stay in the range of Rs 500-550 per 10 Kg in the near term.

Rapeseed oil Fundamental Review and Analysis:-

Domestic Front

- Mustard oil prices showed weak trend in benchmark market weak demand. Arrivals of rapeseed rose last week.
- Agriwatch view: Prices of rapeseed oil expeller featured weak trend in its benchmark market on weak demand and fall in prices of rapeseed. Prices fell on fall in rapeseed prices indicating weak demand. Falling premium of rapeseed oil over soy oil may led to rise in rapeseed oil demand.



Sale of rapeseed by NAFED is progressing at good pace. NAFED is currently holding less than 0.25 lakh tons of rapeseed.

Higher liquidation of rapeseed by NAFED is weighing on prices of rapeseed.

Prices are falling firm arrivals of rapeseed in various key markets.

Rapeseed end stocks in MY 2018-19 was higher on account of higher crop of rapeseed last year. Agriwatch estimated rapeseed crop at 6.9 MMT in MY 2018-19.

However, new rapeseed crop is estimated above 7.0 MMT higher due to higher rapeseed sown area and higher yields. This will lead to lower rapeseed prices thereby adversely affecting rapeseed oil prices. New rapeseed crop harvest has started and arrivals are picking up and is expected peak in coming weeks

Falling discount of soy oil prices to rapeseed kacchi ghani prices is likely support rapeseed oil prices.

Falling premium of Jaipur kacchi ghani rapeseed oil over refined soy oil in domestic market is at Rs 28 (Rs 27) per 10 Kg will support rapeseed oil prices.

Jaipur kacchi ghani rapeseed oil premium over RBD palmolein is at Rs 208 (Rs 191) per 10 kg will underpin rapeseed oil prices.

Import of canola is weak in Feb. Imports of canola oil is weak in oil year 2018-19 (Nov 2018-Feb 2019) after weak oil year 2017-18 (Nov-Oct) indicating weak demand of canola oil. Hike in import duty on canola has slowed import demand. There are negligible stocks of canola oil at ports.

Kacchi Ghani and refined soy oil trading range is falling, which will improve demand of rapeseed oil.

Premium of canola oil compared to CDSO has decreased to USD 10 (USD 30) per ton and will decrease imports. Due to fall in prices of rapeseed oil, imports of canola oil are expected to fall in coming months. Stocks of canola oil at ports have decreased due to destocking at ports.

Markets are expected to trade sideways to weak tone in coming days on weak demand.

- According to United States Department of Agriculture (USDA) March estimate, India is estimated to import 2.5 LT of rapeseed oil in 2018/19 compared to earlier estimate of 3.5 LT, lower by 28.6 percent y-o-y. Production of

rapeseed oil is increased to 21.28 LT in 2018/19 from earlier estimate of 19.19 LT, higher by 10.9 percent. Consumption of rapeseed oil is increased to 24.3 LT from 23.1 LT from its earlier estimate, up 5.2 percent y-o-y. End stocks of rapeseed oil are lowered to 1.96 LT from 2.08 LT in its earlier estimate, down by 5.77 percent y-o-y. Fall in imports of rapeseed oil in India is due to higher production of rapeseed oil.

- Rapeseed oil import scenario- India imported 0.10 lakh tons of rapeseed (Canola) oil in Feb 2019 v/s 0.18 lakh tons in Feb 2018, lower by 44.44 percent y-o-y. In the oil year 2018-19 (Nov 2019-Feb 2019) imports were 0.44 lakh tons compared to 0.95 lakh tons in last oil year, lower by 54.70 percent y-o-y.
- CNF canola oil premium over CDSO is USD 10 (USD 30 last week) per ton for ready delivery as on Mar 15, 2019.
- Currently, RM oil at Jaipur market, (expeller) is offered at Rs 782 (Rs 780) per 10 Kg, and at Kota market, it is offered at Rs 760 (Rs 765) per 10 kg as on Mar 15, 2019. Values in brackets are figures of last week.
- We expect RM seed oil prices to trade sideways to weak tone in the coming days.

Price Outlook: Rapeseed oil (without GST) prices in Kota may stay in the range of Rs 750-800 per 10 Kg.

Sunflower oil Fundamental Review and Analysis:-**Domestic Front**

- Sunflower oil price traded weak during the week in Chennai on weak demand.
- Prices of sunflower oil traded weak in Chennai on weak demand. Sunflower oil price fell at high seas while it rose at CNF markets indicating weak demand at high seas.

Prices fell on fall in palm oil prices.

Import demand of sunflower oil is expected to fall due to high sunflower oil premium over palm

oil. Stocks of sunflower oil fell at ports despite flat exports indicating destocking at ports will increase import demand.

In domestic market, sunflower oil prices premium over soy oil is at Rs -5 (Rs 0.0 last week) per 10 kg, which indicates that chance of correction of sunflower oil prices is less as prices have converged at domestic and at CNF markets. At present premium of sunflower oil over soy oil at CNF markets is at USD 18 (USD -13 last week) per ton.

Demand of sunflower is likely to be underpinned due to high premium over RBD palmolein.

High sunflower oil premium over RBD palmolein at CNF India is at USD 172.5 (US 160 last week) which will decrease imports.

In domestic market refined sunflower oil (Chennai) premium over RBD palmolein (Chennai) is at Rs 165 (Rs 164 last week) per 10 kg which is high will underpin sunflower oil in domestic market

In domestic market rising groundnut oil premium over sunflower oil at Chennai market is at Rs 155 (Rs 155 last week) per 10 kg will support sunflower oil prices.

There is disparity in imports of sunflower oil, which will decrease import demand.

Cut in import duty on palm oil has increased sunflower oil premium over palm oil in domestic markets.

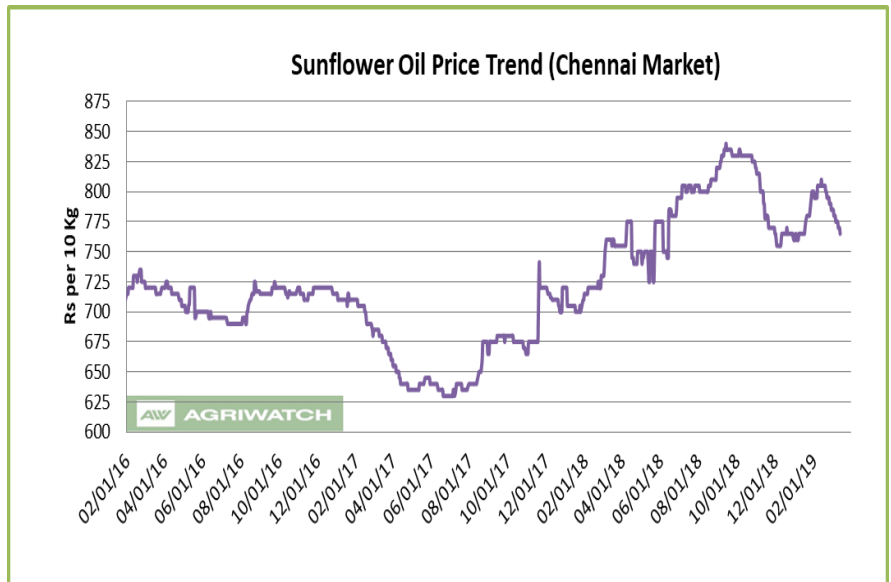
Prices of sunflower oil will be supported by lower stocks of sunflower oil at ports.

Imports of sunflower oil rose for third month in a row in Feb despite that port stocks has decreased indicating destocking is taking place at ports.

Weak domestic demand may underpin prices.

Refiners have increased purchase of crude sunflower oil from international markets as CNF sunflower oil premium over CNF soybean oil and palm oil has fallen.

Prices of sunflower oil are expected to be underpinned by weak demand and high premium over competitive oils.



- Sunflower oil imports scenario- According to Solvent Extractors Association (SEA), Sunflower oil imports fell 6.13 percent y-o-y in Jan to 2.00 lakh tons from 2.13 lakh tons in Feb 2018. Imports in oil year 2018-19 (November 2018-February 2019) were reported lower by 1.47 percent y-o-y at 8.02 lakh tons compared to 8.14 lakh tons in last oil year.
- On the trade front, CIF sunflower oil prices (Ukraine origin) at West coast of India quoted at USD 715 (USD 715) per ton for AMJ delivery, JAS delivery is quoted at USD 725 per ton and OND delivery is quoted at USD 735 per ton. CNF sun oil (Ukraine origin) Feb monthly average was at USD 733.25 per ton compared to USD 711.12 per ton in Jan. Values in brackets are figures of last week.
- Prices are likely to stay in the range of USD 700-750 per ton in the near term. CNF Sunflower oil premium over CDSO is hovering at USD 18 (USD -13 last week) per ton for April delivery. CNF sunflower oil premium over RBD palmolein is hovering around USD 172.5 (USD 160) per ton.
- Currently, refined sunflower oil at Chennai market is offered at Rs 765 (Rs 775) per 10 Kg, and at Kandla/Mudra market, it is offered at Rs 780 (Rs 795) per 10 kg as on Mar 15, 2019. Values in brackets are figures of last week.
- We expect sunflower oil prices to trade sideways to weak tone in the coming days.

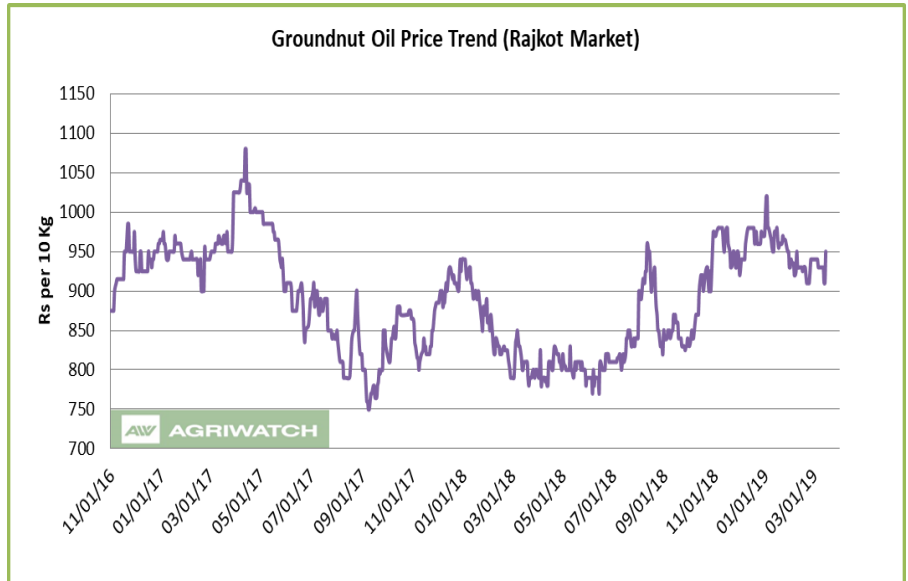
Price Outlook: Sunflower oil (without GST) prices in Chennai may stay in the range of Rs 750-800 per 10 Kg.

Groundnut oil Fundamental Review and Analysis:- Domestic Front

- Groundnut oil prices featured firm trend in Rajkot on account of weak demand.
- Groundnut oil prices firm trend in the week in review on firm demand and rise in groundnut prices.

Prices of groundnut oil rose on rise in groundnut prices. Rise in raw material prices led to rise in product prices.

Demand of groundnut oil rose due to firm retail demand.



Retail demand has strengthened due to low volatility in prices. Low volatility leads to firm demand.

Prices are will be capped in March as peak demand season is over. Prices are expected to moderate as seasonal demand slows. Consumers increases oil demand on lower volatility in prices.

Prices rose on rise in demand at lower price levels.

Groundnut prices rose despite fall in prices of sunflower oil and palm oil indicating firm demand.

Nafed is disposing groundnut aggressively in Gujarat, Rajasthan and MP. Total progressive purchase is 7.03 lakh in current season. Balance quantity after sale is 6.80 lakh tons.

Total carry out stocks of groundnut in 2017-18 in India is 4.6 lakh tons.

Stocks with farmers and private traders were about 1.0 lakh tons while NAFED has 3.6 lakh tons of groundnut stock. So, total stock in NAFED is 10.40 lakh tons apart from additional stocks with trade and farmers. Farmers have around 2 lakh tons of groundnut stocks with factory is around 1 lakh tons. High stocks are weighing on prices of groundnut.

Exports of groundnut is less due to higher prices of groundnut in domestic market and is diverted towards crushing thereby increasing supply of groundnut oil.

Disparity in crush of groundnut on higher prices of groundnut will weaken groundnut demand.

Crushers have lower stocks of groundnut oil and are not confident of prices and are active dependent on ready markets.

Groundnut oil prices are expected to rise on firm demand.

- On the price front, currently the groundnut oil prices in Rajkot is quoted at Rs 9,500 (9,300), per quintal and it was quoted at Rs 9,200 (Rs 9,300) per quintal in Chennai market on Mar 15, 2019. Values in brackets are figures of last week.
- Groundnut oil prices are likely to trade sideways to firm in the coming days.

Price Outlook:

Groundnut oil (without GST) in Rajkot market is likely to trade in the price band of Rs 880-980 per 10 Kg.

Coconut Oil Fundamental Review and Analysis:- Domestic Front

- Weak price trend was seen in its benchmark market of Kangayam on weak demand.

- Overall coconut oil prices showed weak trend during the week on weak demand.

Prices fell on fall in prices of copra. Fall in raw material lead weak product prices.

Prices fall is supported by fall in palm oil prices.

Retail demand has weakened due to high volatility in prices of coconut oil.

Stockists and retailers are waiting to stock in as the prices are falling.

Corporate demand, which is one of the major contributors, is weak.

Traders and upcountry buyers are not stocking as they are not confident about prices.

Crushers has low stocks of coconut oil as demand is weak.

Due rise in prices of coconut oil demand has shifted to other oils. Demand destruction has happened due to surge in prices of coconut oil.

Supply position has improved in the market, which has underpin prices. Price trend is biased towards downside.

Demand decreased due to regular fall in prices of coconut oil.

Coconut oil prices have sustained due to higher MSP of copra. Coconut oil consumers are loyal consumers and do not shift to other oils on higher prices but demand destruction takes place at higher levels. Palm oil is cheap alternative in South India.

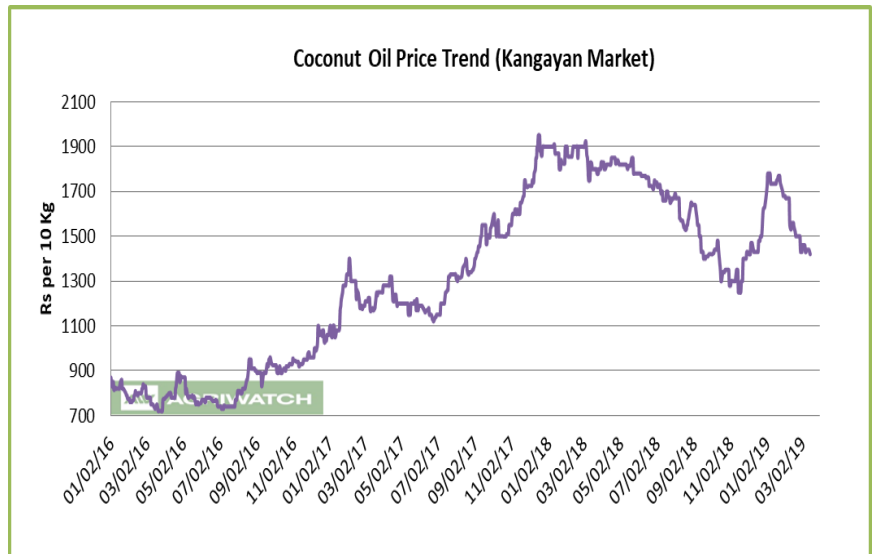
Demand of coconut oil has weaken due to rise in prices by more than 30 percent in second half of 2018.

Household consumption has weakened due to higher prices of coconut oil.

Coconut oil prices are expected to fall on weak demand and fall in copra prices.

Coconut oil prices are expected to be weak in days ahead.

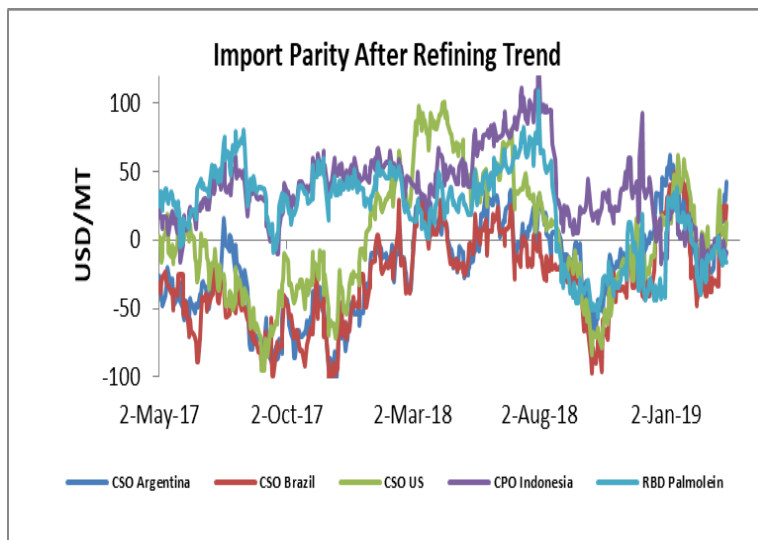
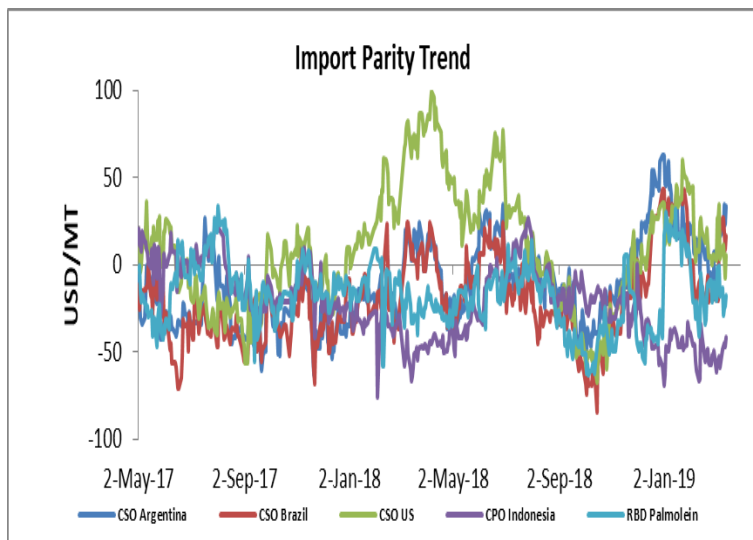
- On the price front, currently the coconut oil prices in Kochi is hovering near Rs 15,400 (15,400) per quintal, and was quoting Rs 14,200 (Rs 14,300) per quintal in Erode market on Mar 15, 2019.



Price Outlook: Coconut oil (without GST) prices in Erode may stay in the range of Rs 1300-1600 per 10 Kg.

Import Parity Trend

Import Parity After Refining in US dollar per ton (Monthly Average)

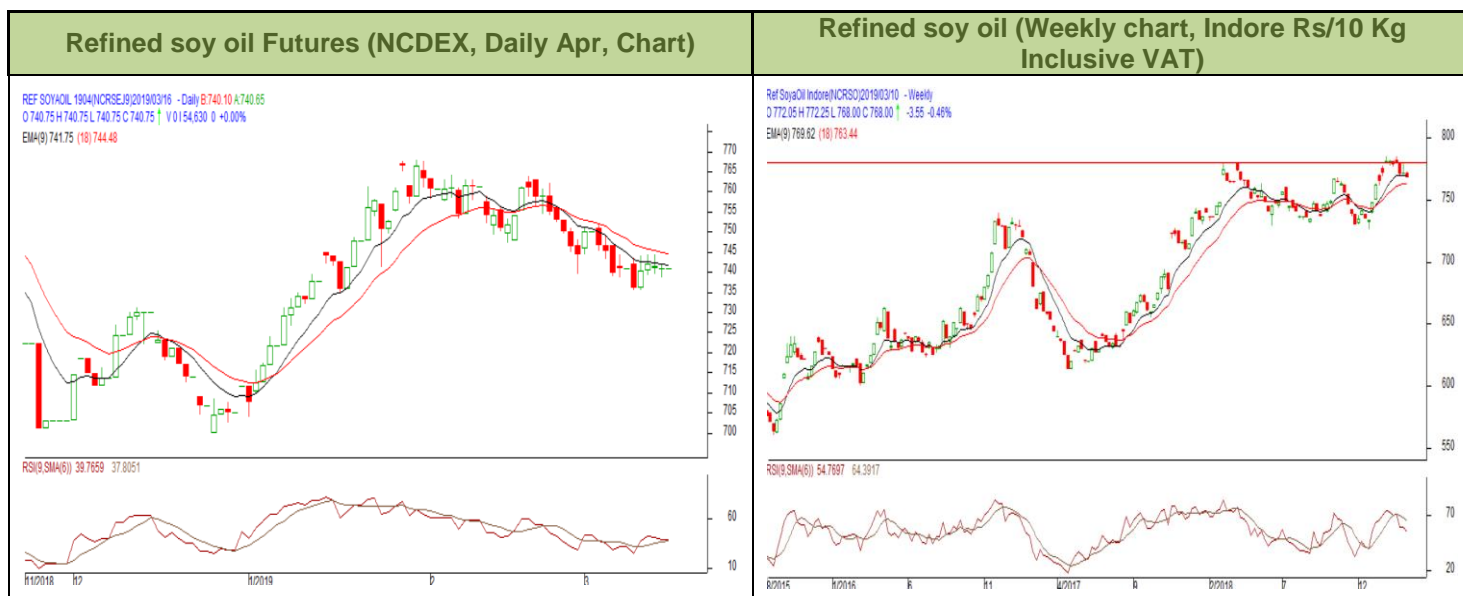


	CSO Argentina	CSO Brazil	CSO US	CPO Indonesia	RBD Palmolein
Jan, 2019	32.50	32.12	36.83	11.58	19.22
Feb, 2019	-13.55	-33.11	-3.01	-6.55	-16.06

Outlook:-

Import parity for crude soy oil from Argentina has returned to parity due to fall in prices of soy oil in international markets. We expect CDSO import parity to remain in parity in medium term. Parity on import of CPO from Indonesia is higher than parity on import of RBD palmolein from Malaysia.

Technical Analysis (Refined soy oil)



Outlook – Refined soybean oil witnessed downtrend during the week in review and is likely to trade with a sideways to weak tone in the coming days.

- Weekly chart of refined soy oil at NCDEX depicts downtrend during the week in review. We expect prices to trade sideways to weak tone in the near term.
- Any close above 730 in weekly might take the prices below 720 levels.
- Expected price band for next week is 720-770 level in near to medium term. RSI and MACD is suggesting downtrend in the market.

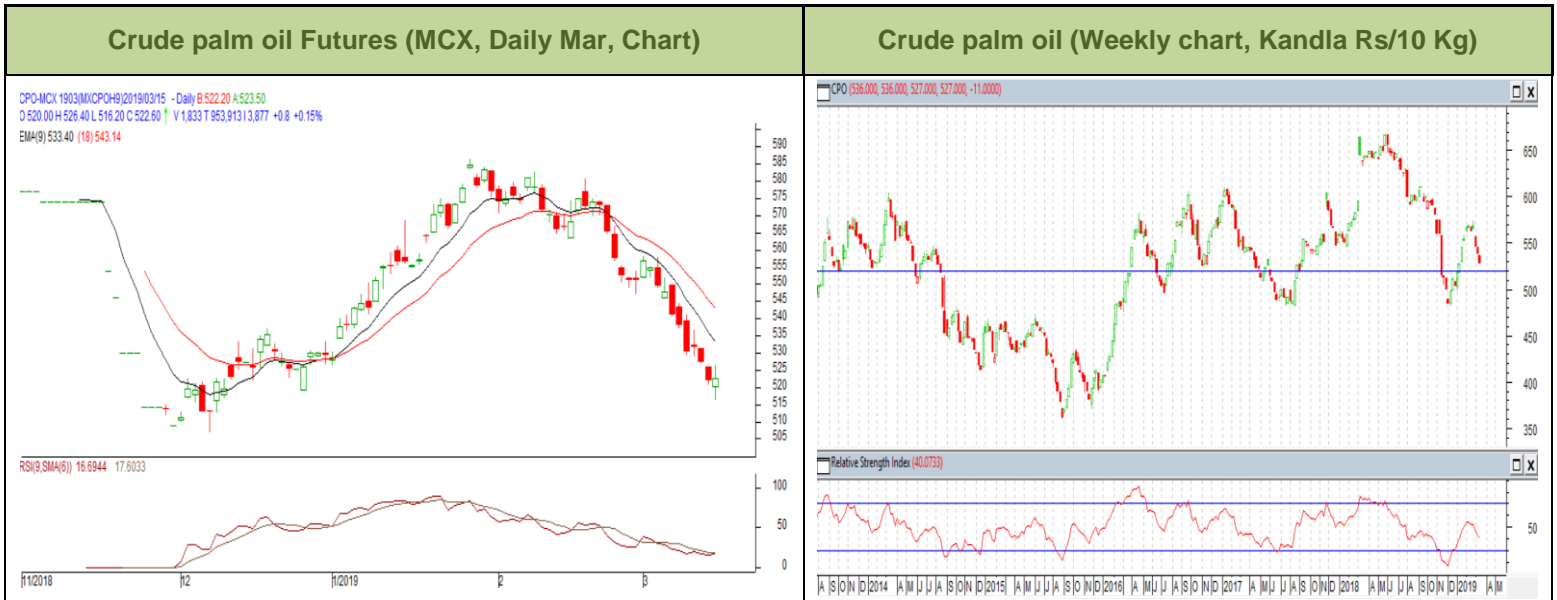
Strategy: Market participants are advised to go short below 745 levels for a target of 730 and 725 with a stop loss at 755 on closing basis.

RSO NCDEX (Apr)

Support and Resistance				
S2	S1	PCP	R1	R2
720.00	735.00	739.15	748.00	759.00

Spot Market outlook: Refined soy oil Indore (without GST) is likely to stay in the range of Rs 740-820 per 10 Kg.

Technical Analysis (Crude Palm oil)



Outlook - Prices show downtrend in prices during the week. We expect that CPO Mar contract may trade sideways to weak note.

- Candlestick in weekly chart of crude palm oil at MCX depicts downtrend in the prices. We expect prices to trade with a sideways to weak note in the near term.
- Any close above 530 in weekly chart may bring the prices to 540 levels.
- Expected price band for next week is 500-560 level. RSI and MACD are suggesting downtrend in prices in the coming week.

Strategy: Market participants are advised to go short in CPO below 525 for a target of 510 and 505 with a stop loss at 535 on closing basis.

CPO MCX (Mar)

Support and Resistance				
S2	S1	PCP	R1	R2
500.00	510.00	521.4	538.00	548.00

Spot Market outlook: Crude palm oil (without GST) is likely to stay in the range of Rs 500-550 per 10 Kg.

Veg. Oil Prices at Key Spot Markets
Edible Oil Prices at Key Market:

Commodity	Centre	Prices(Per 10 Kg)		Change
		15-Mar-19	08-Mar-19	
Refined Soybean Oil	Indore	772	780	-8
	Indore (Soy Solvent Crude)	740	745	-5
	Mumbai	755	765	-10
	Mumbai (Soy Degum)	710	725	-15
	Kandla/Mundra	755	760	-5
	Kandla/Mundra (Soy Degum)	722	732	-10
	Kolkata	765	773	-8
	Delhi	790	806	-16
	Nagpur	761	768	-7
	Rajkot	750	760	-10
	Kota	770	775	-5
	Hyderabad	755	755	Unch
	Akola	761	769	-8
	Amrawati	761	770	-9
	Bundi	780	785	-5
	Jalna	771	778	-7
	Solapur	770	774	-4
	Dhule	769	774	-5
Palm Oil*	Kandla (Crude Palm Oil)	553	565	-12
	Kandla (RBD Palm oil)	583	609	-26
	Kandla RBD Pamolein	625	646	-21
	Kakinada (Crude Palm Oil)	557	583	-26
	Kakinada RBD Pamolein	635	653	-18
	Haldia Pamolein	641	656	-16
	Chennai RBD Pamolein	641	656	-16
	KPT (krishna patnam) Pamolein	630	651	-21
	Mumbai RBD Pamolein	646	656	-11
	Mangalore RBD Pamolein	641	656	-16
	Tuticorin (RBD Palmolein)	630	651	-21
	Delhi	656	680	-24
	Rajkot	620	641	-21
	Hyderabad	617	632	-15
	PFAD (Kandla)	326	331	-5
	Refined Palm Stearin (Kandla)	557	583	-26
	Superolien (Kandla)	677	698	-21
	Superolien (Mumbai)	683	704	-21

* inclusive of GST

Refined Sunflower Oil	Chennai	765	775	-10
	Mumbai	815	815	Unch
	Mumbai(Expeller Oil)	720	728	-8
	Kandla (Ref.)	780	795	-15
	Hyderabad (Ref)	765	780	-15
	Latur (Expeller Oil)	775	775	Unch
	Chellakere (Expeller Oil)	730	730	Unch
	Erode (Expeller Oil)	810	820	-10
Groundnut Oil	Rajkot	950	930	20
	Chennai	920	930	-10
	Delhi	920	950	-30
	Hyderabad *	960	950	10
	Mumbai	970	950	20
	Gondal	920	910	10
	Jamnagar	950	910	40
Rapeseed Oil/Mustard Oil	Jaipur (Expeller Oil)	782	780	2
	Jaipur (Kacchi Ghani Oil)	797	802	-5
	Kota (Expeller Oil)	760	765	-5
	Kota (Kacchi Ghani Oil)	780	780	Unch
	Neewai (Expeller Oil)	765	775	-10
	Neewai (Kacchi Ghani Oil)	780	785	-5
	Bharatpur (Kacchi Ghani Oil)	780	810	-30
	Sri-Ganga Nagar(Exp Oil)	785	770	15
	Sri-Ganga Nagar (Kacchi Ghani Oil)	795	785	10
	Mumbai (Expeller Oil)	770	780	-10
	Kolkata(Expeller Oil)	900	900	Unch
	New Delhi (Expeller Oil)	820	825	-5
	Hapur (Expeller Oil)	905	905	Unch
	Hapur (Kacchi Ghani Oil)	940	940	Unch
	Agra (Kacchi Ghani Oil)	785	815	-30
Refined Cottonseed Oil	Rajkot	730	725	5
	Hyderabad	705	700	5
	Mumbai	745	740	5
	New Delhi	717	722	-5
Coconut Oil	Kangayan (Crude)	1420	1430	-10
	Cochin	1540	1540	Unch
Sesame Oil	New Delhi	1750	1800	-50



	Mumbai	Unq	0	-
Kardi	Mumbai	880	880	Unch
Rice Bran Oil (40%)	New Delhi	625	625	Unch
Rice Bran Oil (4%)	Punjab	605	605	Unch
Malaysia Palmolein USD/MT	FOB	518	535	-17
	CNF India	538	563	-25
Indonesia CPO USD/MT	FOB	485	508	-23
	CNF India	508	528	-20
RBD Palm oil (Malaysia Origin USD/MT)	FOB	513	525	-12
RBD Palm Stearin (Malaysia Origin USD/MT)	FOB	498	520	-22
RBD Palm Kernel Oil (Malaysia Origin USD/MT)	FOB	675	730	-55
Palm Fatty Acid Distillate (Malaysia Origin USD/MT)	FOB	468	473	-5
Crude palm Kernel Oil India (USD/MT)	CNF India	Unq	720	-
Ukraine Origin CSFO USD/MT Kandla	CIF	723	718	5
Rapeseed Oil Rotterdam Euro/MT	FOB	0	718	-718
Argentina FOB (\$/MT)		14-Mar-19	7-Mar-19	Change
Crude Soybean Oil Ship		658	654	4
Refined Soy Oil (Bulk) Ship		681	677	4
Sunflower Oil Ship		645	650	-5
Cottonseed Oil Ship		638	634	4
Refined Linseed Oil (Bulk) Ship		Unq	0	-
* indicates including GST				

Disclaimer

The information and opinions contained in the document have been compiled from sources believed to be reliable. The company does not warrant its accuracy, completeness and correctness. Use of data and information contained in this report is at your own risk. This document is not, and should not be construed as, an offer to sell or solicitation to buy any commodities. This document may not be reproduced, distributed or published, in whole or in part, by any recipient hereof for any purpose without prior permission from the Company. IASL and its affiliates and/or their officers, directors and employees may have positions in any commodities mentioned in this document (or in any related investment) and may from time to time add to or dispose of any such commodities (or investment). Please see the detailed disclaimer at <http://www.agriwatch.com/disclaimer.php> 2019 Indian Agribusiness Systems Ltd.