

Veg. Oil Weekly Research Report

Contents

- ❖ Executive Summary
- ❖ Recommendations
- ❖ International Veg. Oil Market Summary
- ❖ Domestic Market Fundamentals
- ❖ Technical Analysis (Spot Market)
- ❖ Technical Analysis (Futures Market)
- ❖ Veg. Oil Prices at Key Spot Markets

Executive Summary**Domestic Veg. Oil Market Summary**

Edible oil prices featured mixed trend during this week in domestic market. CBOT soy oil and BMD palm oil fell during the week. Palm oil, sunflower oil and coconut oil prices closed in red while Soya oil, Rapeseed oil and groundnut oil closed in green.

On the currency front, Indian rupee is hovering near 69.92 against 69.26 paise previous week. Factors to watch in the coming weeks will be movement of Indian rupee against US dollar and crude oil prices. Rupee is expected to appreciate and crude oil prices will rise in near-term.

We expect soy oil and Palm Oil to trade in steady to firm trend on positive clue.

Outlook:

Weekly Call -: In NCDEX, market participants are advised to go long above 726 levels for a target of 740 and 750 with a stop loss at 720 on closing basis. We expect refined soy oil at Indore (without GST) to stay in the range of Rs. 730-820 per 10 Kg. in the near term.

In MCX, Market participants are advised to go long in CPO above 519 for a target of 530 and 545 with a stop loss at 512 on closing basis. We expect CPO Kandla 5 percent (without GST) to stay in the range of Rs 510-570 per 10 Kg in the near term.

International Veg. Oil Market Summary

On the international front, US-China trade uncertainty, rise in soy oil stocks in US, expected rise in production of soybean in Argentina, expected rise in production of soybean in Brazil and weak demand of soybean from China will underpin soy oil prices in coming days.

Lower than expected fall in palm oil stocks in Malaysia, lower rise in exports of palm oil from Malaysia, lower fall production of palm oil in Malaysia is expected to underpin CPO prices in near term.

Soy oil Fundamental Analysis and Outlook:-

Domestic Front

- Soy oil featured mostly firm sentiment in domestic markets in the week in review on improved demand.

Higher expected crop of soybean in Argentina, higher than expected soybean crop in Brazil and weak demand of soybean from China has led to weakening of soy oil international prices. Import parity increased and is quoted at 3.0-3.5 per kg. Import demand are likely to rise due to parity in imports.

Soy oil demand is weak at high seas as its prices fell more at high seas compared to CNF markets compared to last week.

Soy oil demand is firm at CNF markets as prices fell less at CNF compared to FOB markets compared to last week.

USDA reported lower soy oil end stocks in US in 2018/19 on higher biodiesel use partially set-off by higher production of soy oil. US-China trade settlement and will support soy oil prices in domestic market.

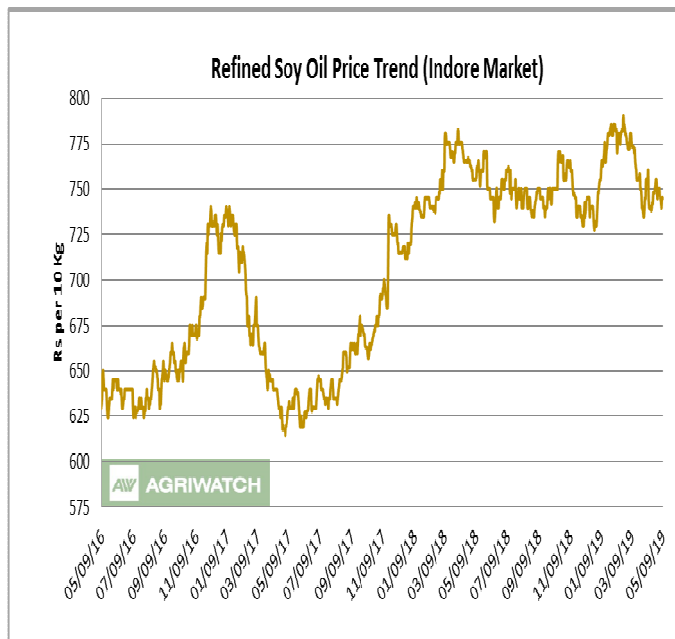
Basis fell due to improvement of weather conditions in Argentina leading to lower FOB soy oil prices. Its discount over CBOT has decreased.

Imports of soy oil rose in Mar 2019 compared to Mar 2018 and higher than Feb 2019. Imports rose 72,000 tons in Mar compared to Feb 2019 while port stocks rose 50,000 tons indicating firm demand in Mar.

CDSO is trading at high premium over RBD palmolein at high seas at Rs 117 (Rs 112 last week) per 10 kg will decrease CDSO import demand.

Refined soy oil premium over RBD palmolein is unchanged at Rs 166 (Rs 165 last week) per 10 Kg, which is high and may cap soy oil prices in domestic markets. In USD terms, premium of CDSO CNF over CPO CNF was quoted at USD 163 (USD 181 last week) per ton for June delivery, which is low and increase demand of CDSO at CNF markets compared to CPO CNF. Values in brackets are figures of last week.

- According to Solvent Extractors Association (SEA), India's March edible oil imports rose 24 percent y-o-y to 13.93 lakh tons from 11.23 lakh tons in March 2018. Palm oil imports in Mar rose 5.52 percent y-o-y to 8.03 lakh tons from 7.61 lakh tons in Mar 2018. CPO imports fell 19.8 percent in Mar y-o-y to 4.75 lakh tons from 5.92 lakh tons in Mar 2018. RBD palmolein imports rose 92 percent in Mar y-o-y to 3.13 lakh tons from 1.63 lakh tons in Mar 2018. Soy oil imports rose 155 percent in Mar y-o-y to 2.93 lakh tons from 1.15 lakh tons in Mar 2018. Sunflower oil imports rose 41.9 y-o-y in Mar to 2.98 lakh tons from 2.10 lakh tons in Mar 2018. Rapeseed (canola) oil imports were zero in Mar compared 0.37 imports in Mar 2018.
- According to Solvent Extractors Association (SEA), India's March edible oil stocks at ports and pipelines rose 7.98 percent m-o-m to 23.70 lakh tons from 21.95 lakh tons in Feb 2019. Stocks of edible oil at ports in Mar fell to 915,000 tons (CPO 410,000 tons, RBD Palmolein 250,000 tons, Degummed Soybean Oil 140,000 tons,



Crude Sunflower Oil 170,000 ton and about 1,400,000 tons in pipelines. (Stocks at ports were 915,000 tons in Feb 2019). India is presently holding 37 days of edible oil requirement on 1st Apr, 2019 at 23.70 lakh tons compared to 35 days of requirements last month at 21.95 lakh tons. India's monthly edible oil requirement is 19.0 lakh tons.

- Soy oil import scenario – According to SEA, soy oil imports rose 155 percent y-o-y in Mar to 2.93 lakh tons from 1.15 lakh tons in Mar 2018. In the oil year 2018-19 (Nov 2018-Mar 2019), imports of soy oil were 9.88 lakh tons compared to 8.27 lakh tons in last oil year, higher by 19.47 percent in the corresponding period last oil year.
- Imported crude soy oil CNF at West coast port is offered at USD 676 (USD 686) per ton for May delivery, June delivery is quoted at USD 667 (USD 670) per ton and July delivery is quoted at USD 663 (USD 683) per ton. Values in brackets are figures of last week. Last month, CNF CDSO Apr average price was USD 686.88 (USD 705.76 per ton in Mar 2019) per ton. Soy refined (Indore) is quoted at Rs 745 (Rs 740 last week) per 10 kg.
- On the parity front, margins increased during the week on fall in prices of soy oil in international markets, and we expect margins to remain firm in coming days. Currently refiners fetch USD 45-50/ton v/s gain of USD 25-30/ton (last month) margin in processing the imported Soybean Oil (Argentina Origin).

International Front

Soy oil prices are expected to be underpinned by uncertainty of US-China trade settlement, rise in stocks of soy oil in US, good condition of soybean crop in Argentina, higher soybean crop in Brazil, weak demand of soybean from China.

US-China trade talks are progressing and there are reports of progress of talks. US Treasury secretary has said that any breakthrough in talks will be reached in next two weeks. Both sides have expressed satisfaction in the talks and new round of talks are expected this week. However, US President has said that US may walk alone if no trade settlement is reached. There are major thorny issues, which are withholding any settlement. This has led to weakness in global markets and has underpinned global soybean complex prices.

US reported record stocks of soybean in the country as reported by USDA due to weak demand from China and record crop in 2018/19. Stocks of soybean with US is record at any point in history. This comes at a time when US farmers are planting new soybean crop for 2019/20.

Slow export sales of US in March and April has led to accumulation of record stocks in US. Further, demand from China is weak due to outbreak of swine flu in the country.

Further, farmers in US are expected to plant higher area of soybean as rains in much corn growing area has led to higher moisture in the fields leading to major shift towards soybean in coming days.

Soy oil stocks rose in US in Mar as reported by NOPA despite fall in crush of soybean in Mar. Stocks of soy oil rises seasonally, but the rise was larger than trade estimates. However, stocks were still lower compared to corresponding period last year. Surging stocks of soy oil in US will underpin soy oil prices.

All the above factors are wakening soy oil CBOT prices.

Soybean harvest in Brazil is near completion. Yields reported is estimated to be higher than previous estimates. This has led various agencies including Brazil state agency CONAB to revise soybean crop higher from previous estimate. USDA revised soybean crop higher from Brazil by 1.0 MMT to 117 MMT in 2018/19.

Higher crop of soybean in Brazil will mean that global soybean supplies are surging much faster which will lead to additional bargaining tool for China in US-China trade settlement. China will look for higher purchase of soybean from Brazil leading to higher than expected soybean stock in US.

Soybean crop condition in Argentina has improved due to conducive weather in the country. Better weather led to improvement of yield and ultimately lead to higher soybean crop in the country. Harvest is completed in 50 percent of area and progress is higher than last year and 5-year average. Weather is conducive for further progress of harvest. This has led to surge in global supplies. This has led to higher discount of Argentina soy oil over CBOT soy oil leading to lower FOB prices and fall in CBOT soy oil prices.

Bunions Aires Exchange has hiked soybean crop estimate of Argentina to 56 MMT from 53 MMT in its earlier estimate. USDA kept Argentina soybean crop estimate unchanged at 55 MMT in its April estimate.

China purchased 13 percent lower soybean in March y-o-y. March imports were 10 percent higher than Feb 2019. China brought soybean from US in March while Brazilian supplies increased during the month. Imports of soybean have been weak due to trade war between US and China. Imports from Brazil picked up after 2 months of slow imports. China purchased from US as well as Brazil.

However, due to outbreak of swine flu in China has led to major slaughtering of swine and has led to lower imports of soybean by China leading to accumulation of soybean stocks in Brazil and US. Both Brazil and Argentina is looking to increase meat exports to China to make up for lower imports of soybean.

Weak demand from China due to weak demand from feed sector due to lowering of protein feed quality, outbreak of swine flu, alternate source of protein and liquidation of soybean state reserves by China. Swine flu outbreak in China has led to weak global soybean demand leading to lower prices of soybean complex globally. Lower import of soybean by China has led to shift of buyers to other competing oils like palm oil leading to fall in global soy oil prices.

USDA reduced 2018/19 China's soybean import estimate to 88 MMT from 90 MMT in 2018/19 in an effort by Beijing to move away from US soybean imports. Further cut in imports by China is expected in coming months.

China imported 88 MMT of soybean in 2018, according to CNGOIC, much lower than 95 MMT in 2017.

Soy oil end stocks in US in 2018/19 was cut by USDA on higher use of soy oil in biodiesel partially set off by higher production of soy oil. Further, soybean stocks of US was also revised lower by higher crush of soybean due to higher use. Strong soybean disappearance will support soybean complex prices.

Soybean exports from Argentina is expected to rise in 2019 to 13-14 MMT, especially to China on strong demand from the country. Argentina's crushers operate at 65 percent of capacity, which leads to higher disposable soybean.

Competitive oils like BMD palm oil and DALIAN RBD palmolein is expected to trade weak due to firm global supply prospects, which underpin soy oil prices.

Dollar Index is expected to rise weakening of other currencies in Dollar Index basket leading to fall in interest rates in 2019-20 will underpin on soy oil prices in near term.

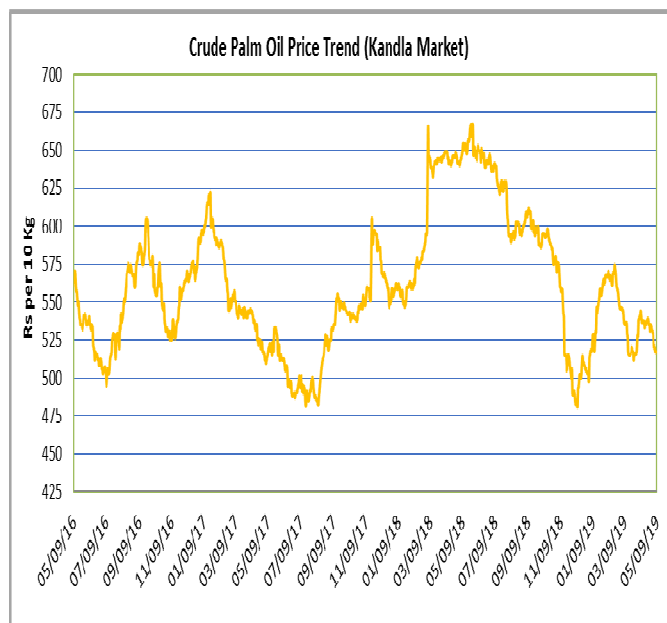
Global crude oil prices have is expected to rise due to OPEC cut in crude oil production and sanctions on Iran and Venezuela.

Price Outlook: We expect refined soy oil (without GST) at Indore to stay in the range of Rs 730-820 per 10 Kg in the near term.

Palm oil Fundamental Analysis and Outlook -:

Domestic Front

- Crude palm oil featured weak trend at its benchmark market at Kandla on fall in international prices of palm oil.
RBD palmolein also fell at its benchmark market of Kandla on fall in international prices in international markets
- Prices of CPO closed lower at Kandla on fall in international price of palm oil.
Prices of CPO fell less at high seas compared to CNF markets compared to last week indicating firm demand at high seas.



Import demand of RBD palmolein is expected to firm in oil year 2018-19 (Nov 2018-Oct 2019) due to reduction import duty on RBD palmolein, lower differential of RBD palmolein import duty over CPO.

Imports of RBD palmolein returned to parity due to fall in prices of palm products in international markets.

At present there is parity of Rs 0.0-0.5 per kg due to fall in prices of RBD palmolein in international markets.

Stocks of RBD palmolein at Indian ports have increased due to higher imports and restocking at ports.

Demand of RBD palmolein was weak compared to CPO at high seas as premium of RBD palmolein over CPO was at Rs 40 (Rs 59) per 10 kg compared to last week.

Margins are higher in importing CPO and selling refined oil in domestic markets, than selling ready to use RBD palmolein in domestic markets.

Higher refining margins in domestic refined palmolein compared to imported ready to use palmolein will increase imports of CPO compared to RBD palmolein.

Demand of RBD palmolein is weak at CNF markets as prices fell more at CNF markets compared to FOB markets compared to last week.

Import of RBD palmolein in Mar was higher than Mar 2018 and Feb 2019. Imports of RBD palmolein rose in Mar compared to Feb 2019 and port stocks rose more indicating firm demand and restocking of RBD palmolein in Mar.

CDSO CNF premium over CPO CNF is at USD 163 (USD 181 last week) per 10 kg which is low and may decrease imports quantity of CPO. Premium of CDSO soy oil high seas over CPO high seas is at Rs. 169 (Rs 176 last week) per 10 Kg will decrease CPO demand at high seas. Premium of refined soy oil over RBD palmolein at Rs 160 (Rs 165 last week) per 10 kg. is low and will decrease RBD palmolein demand. RBD palmolein discount over sunflower at CNF markets is at USD 203 (USD 190 last week) per ton. High premium of refined sunflower oil over RBD palmolein at Rs 183 (Rs 170) per 10 kg will increase RBD palmolein imports. Values in brackets are figures of last week.

- Palm oil import scenario – According to Solvent Extractors Association (SEA), palm oil imports in Mar fell 5.52 percent y-o-y to 8.03 lakh tons from 7.61 lakh tons in Mar 2019. Imports in the oil year 2018-19 (November 2018-March 2019) are reported higher by 2.03 percent y-o-y at 38.73 lakh tons compared to 37.96 in corresponding period last oil year.

Crude Palm oil import scenario- According to Solvent Extractors Association (SEA), CPO Imports fell 19.8 percent y-o-y in Mar to 4.75 lakh tons from 5.92 lakh tons in Mar 2019. Imports in oil year 2018-19 (November 2018-March 2019) were reported marginally lower y-o-y at 28.56 lakh tons compared to 29.79 lakh tons in last oil year, lower by 4.13 percent in the corresponding period last oil year.

RBD palmolein import scenario- RBD palmolein imports rose y-o-y in Mar by 92 percent to 3.13 lakh tons from 1.63 lakh tons in Mar 2018. Imports in oil year 2018-19 (November 2019-March 2019) were reported higher by 24.64 percent y-o-y at 9.61 lakh tons compared to 7.71 lakh tons in corresponding period last oil year.

- On the trade front, CNF CPO (Indonesian origin) at Indian port is quoted at USD 487.5 (USD 495) per ton for June delivery. Last month, CNF CPO Apr average price was at 529.64 per ton (USD 521.36 per ton in Mar 2019). Values in brackets are figures of last week.

Moreover, RBD palmolein (Malaysian origin) CNF at Indian port, offered at USD 527.50 (USD 535) per ton for June delivery. Last month, CIF RBD palmolein Apr average price was USD 568.08 (USD 556.12 in Mar 2019) per ton. Values in bracket depict last month quotes.

Ready lift CPO duty paid prices quoted remain at Rs 516 per 10 Kg and June delivery duty paid is offered at Rs 520 (Rs 524) per 10 kg. Ready lift RBD palmolein is quoted at Rs 588 (Rs 580) per 10 kg as on May 10, 2019. Values in brackets are figures of last week.

- On the parity front, margins decreased during this week due to fall in prices of palm products in Indian markets. Currently refiners fetch USD 15-20/ton v/s loss of USD 5-10/ton (last month) margin in processing the imported CPO and imports of ready to use palmolein fetch USD 0-5/ton v/s loss of USD 5-10/ton (last month) parity.

International Front

Palm oil prices are likely to fall due to expectation of lower fall in end stocks of palm oil in Malaysia and Indonesia, slow rise in exports of palm oil from Malaysia in May, slow fall in production of palm oil in Malaysia in May.

Palm oil stocks are expected to fall slowly in Malaysia in May due to slow rise in exports of palm oil from Malaysia in May and slow fall in palm oil production.

Production of palm oil will fall slowly due to elevated production levels in first half of 2019. Palm oil production is expected to remain elevated due to higher fertilizer use and maturing of plants.

Exports of palm oil have remained unchanged in April from Malaysia due to firm demand from India and China. Imports from India rose due to fall in prices of palm oil in international markets and lower import duty on imports of RBD palmolein from Malaysia compared to other destination and positive refining margins. However, high stocks of palm oil at Indian ports and to higher oilseed crop in the country, especially rapeseed and soybean will slow imports of palm oil in coming months.

Demand of palm oil rose from China due to fall in prices of palm oil and lower supply of soy oil in China due to lower imports of soybean by China which has led to lower crush of soybean in the country leading to lower supply of soy oil leading to higher imports of palm oil. Lower imports of soybean are due to US-China trade dispute and outbreak of swine flu in the country. However, imports of palm oil are expected to slow as demand of palm oil remains seasonally low after Chinese New Year.

Higher imports by other destinations are due to Ramadan festival in various countries has supported exports of palm oil from Malaysia. However, demand of palm oil slows after Ramadan indicating that demand of palm oil from these countries will slow from end May.

Imports from EU is expected to remain weak as EU banned use of palm oil in biodiesel due to deforestation by Indonesia and Malaysia.

Global demand of palm oil is expected to fall in 2019 for the first time since trade data is collected indicating that buildup of palm oil stocks are expected to continue in coming months as demand is expected remain low.

US-China trade settlement is expected in coming weeks and will be bearish for palm oil as US is buying record soybean from China to quench its hunger of soybean, which is in short supply in the country. Higher imports of soybean by China will lead to lower imports of palm oil by country. However, swine flu case in China is expected to keep demand of soybean under check.

Palm oil stocks in Indonesia fell below 3 MMT in March due to surge in exports of palm oil, fall in production of palm oil and removal of levy of exports of palm oil leading to rise in discount of CPO over RBD palmolein.

Higher use of palm oil in biodiesel in the country contributed to fall in stocks of palm oil in last six months.

Indonesia has asked India to cut import duty on palm oil to bring it in lines with import duty on palm oil on Malaysia by India in exchange of higher sugar imports from India by Indonesia.

Production of palm oil is expected to rise 10 percent in Indonesia in 2019 on higher produce from maturing plantations, according to GAPKI.

Depreciation of Ringgit is expected to support palm oil prices. Ringgit has depreciated below 4.15/USD. This will make exports of palm oil competitive compared to other oil and same oils with different destinations.

Indonesia removed export levy on exports of palm products from the country due to fall in prices of palm oil and record stocks of palm oil in the country.

Increasing use of biodiesel in Indonesia will reduce palm oil stocks in the country. The country has mandated 20 percent bio content in all type of gasoline use in the country and is working to increase usage to 30 percent in 2019-20.

Malaysia has unveiled plans to double biodiesel production in the country in an effort to clear stocks of palm oil in the country.

RBD Palmolein Malaysia premium has increased over Indonesia CPO due to firm demand. Export demand will fall from Malaysia due to rising premium of Malaysian palmolein.

Competitive oils like RBD palmolein DALIAN and CBOT soy oil is expected to underpin palm oil prices.

Global crude oil prices are expected to rise on expected cut on crude oil production by OPEC and sanction on Iran and Venezuela will support palm oil prices.

Price Outlook: We expect CPO Kandla 5 percent (without GST) to stay in the range of Rs 510-570 per 10 Kg in the near term.

Rapeseed oil Fundamental Review and Analysis:-

Domestic Front

- Mustard oil prices showed firm trend in benchmark market good demand. Arrivals of rapeseed fell last week.
- Agriwatch view: Prices of rapeseed oil expeller featured firm trend in its benchmark market on firm demand

Prices closed higher on rise in rapeseed prices. Rise in raw material prices led to support product prices.

NAFED has started purchase of rapeseed for the MY 2019-20 and has stated that it will score record procurement if rapeseed in current marketing year.

Sale of rapeseed by NAFED has culminated and. NAFED has sold all the rapeseed stocks.

NAFED has procured 5.09 lakh tons of rapeseed in the current Rabi season. Stock with NCDEX is 0.54 lakh tons.

Arrivals of rapeseed in decreased in various key markets.

Rapeseed end stocks in MY 2018-19 was higher on account of higher crop of rapeseed last year. Agriwatch estimated rapeseed crop at 7.1 MMT in MY 2018-19.

However, new rapeseed crop is estimated to be 7.9 MMT, which is above last year due to higher rapeseed sown area and higher yields. This will lead to lower rapeseed prices thereby adversely affecting rapeseed oil prices. New rapeseed crop harvest has peaked and arrivals are expected to fall in coming weeks

Falling discount of soy oil prices to rapeseed kacchi ghani prices is likely support rapeseed oil prices.

Higher premium of Jaipur kacchi ghani rapeseed oil over refined soy oil in domestic market is at Rs 19 (Rs 5) per 10 Kg will support rapeseed oil prices.

Jaipur kacchi ghani rapeseed oil premium over RBD palmolein is at Rs 179 (Rs 173) per 10 kg will underpin rapeseed oil prices.

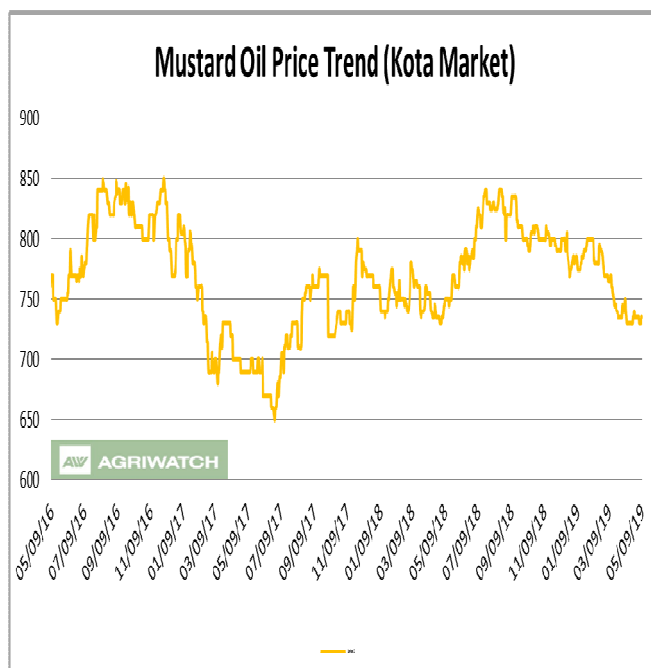
There was no import of canola oil in March. Imports of canola oil is weak in oil year 2018-19 (Nov 2018-Mar 2019) after weak oil year 2017-18 (Nov-Oct) indicating weak demand of canola oil. Hike in import duty on canola has slowed import demand. There are negligible stocks of canola oil at ports.

Kacchi Ghani and refined soy oil trading range is falling, which will improve demand of rapeseed oil.

Canola oil prices are unquoted at Indian ports as there is no import demand. There were no imports in March. Hike in import duty on imports of canola oil has led to zero imports.

Markets are expected to trade sideways to weak tone in coming days on weak demand.

- According to United States Department of Agriculture (USDA) March estimate, India is estimated to import 2.5 LT of rapeseed oil in 2018/19 compared to earlier estimate of 3.5 LT, lower by 28.6 percent y-o-y. Production of rapeseed oil is increased to 21.28 LT in 2018/19 from earlier estimate of 19.19 LT, higher by 10.9 percent. Consumption of rapeseed oil is increased to 24.3 LT from 23.1 LT from its earlier estimate, up 5.2 percent y-o-y.



End stocks of rapeseed oil are lowered to 1.96 LT from 2.08 LT in its earlier estimate, down by 5.77 percent y-o-y. Fall in imports of rapeseed oil in India is due to higher production of rapeseed oil.

- Rapeseed oil import scenario- India imported 0.0 lakh tons of rapeseed (Canola) oil in Mar 2019 v/s 0.37 lakh tons in Mar 2018. In the oil year 2018-19 (Nov 2019-Mar 2019) imports were 0.44 lakh tons compared to 1.32 lakh tons in last oil year, lower by 66.66 percent y-o-y.
- CNF canola oil premium over CDSO is at USD 74 (USD 60 last week) per ton for ready delivery as on May 10, 2019.
- Currently, RM oil at Jaipur market, (expeller) is offered at Rs 745 (Rs 735) per 10 Kg, and at Kota market, it is offered at Rs 740 (Rs 730) per 10 kg as on May 10, 2019. Values in brackets are figures of last week.
- We expect RM seed oil prices to trade sideways to firm tone in the coming days.

Price Outlook: Rapeseed oil (without GST) prices in Kota may stay in the range of Rs 720-820 per 10 Kg.

Sunflower oil Fundamental Review and Analysis:-

Domestic Front

- Sunflower oil prices are declined during the week in Chennai on weak demand.

Sunflower oil price fell at high seas while it remained rose at CNF markets indicating weak demand at high seas.

Prices fell on fall in palm oil prices.

There can be bargain buying at these levels. Demand may strengthen due to stability in prices of sunflower oil.

Import demand of sunflower oil is expected to fall due to high sunflower oil premium over palm oil. Stocks of sunflower oil rose at ports on rise in imports indicating restocking at ports.

In domestic market, sunflower oil prices premium over soy oil is at Rs 5.0 (Rs 5.0 last week) per 10 kg, which indicates that chance of correction of sunflower oil prices is less as prices have converged at domestic and at CNF markets. At present premium of sunflower oil over soy oil at CNF markets is at USD 80 (USD 43 last week) per ton.

Demand of sunflower is likely to be underpinned due to high premium over RBD palmolein.

Sunflower oil premium over RBD palmolein at CNF India is at USD 190 (US 165 last week) which will decrease imports.

In domestic market refined sunflower oil (Chennai) premium over RBD palmolein (Chennai) is at Rs 160 (Rs 173 last week) per 10 kg which is high will underpin sunflower oil in domestic market.

In domestic market rising groundnut oil premium over sunflower oil at Chennai market is at Rs 305 (Rs 250 last week) per 10 kg will support sunflower oil prices.

There is import disparity in sunflower oil, and refining margins are in disparity, which will decrease import demand and underpin prices.

Cut in import duty on palm oil has increased sunflower oil premium over palm oil in domestic markets.

Prices of sunflower oil will be underpinned by rising stocks of sunflower oil at ports.

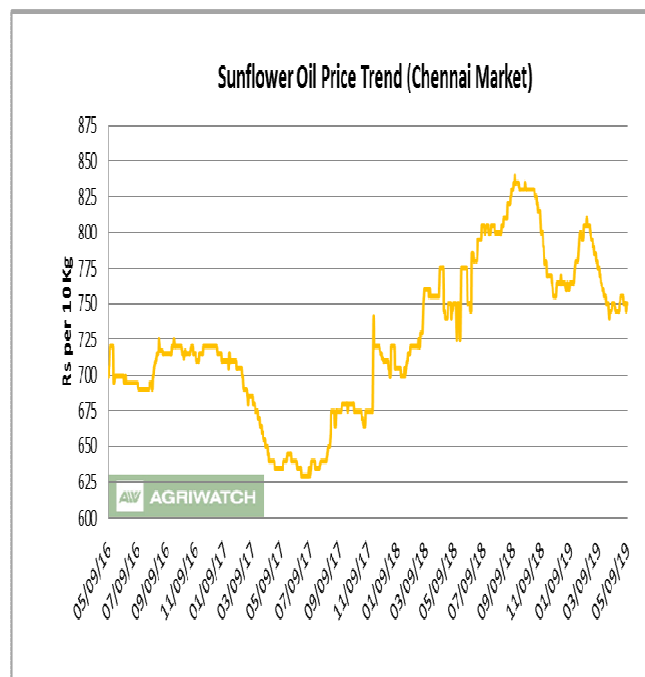
Imports of sunflower oil rose for fourth month in a row in Mar and port stocks has increased indicating restocking is taking place at ports.

Weak domestic demand may underpin prices.

Refiners have decreased purchase of crude sunflower oil from international markets as CNF sunflower oil premium over CNF soybean oil and palm oil has risen.

Prices of sunflower oil are expected to be underpinned by weak demand.

- Sunflower oil imports scenario- According to Solvent Extractors Association (SEA), Sunflower oil imports rose 41.9 percent y-o-y in Mar to 2.98 lakh tons from 2.11 lakh tons in Mar 2018. Imports in oil year 2018-19



(November 2018-March 2019) were reported higher by 7.42 percent y-o-y at 11.00 lakh tons compared to 10.24 lakh tons in last oil year.

- On the trade front, CIF sunflower oil prices (Ukraine origin) at West coast of India quoted unchanged at USD 725 per ton for June delivery, July delivery was quoted at USD 730 (USD 730) per ton and AS delivery is quoted at USD 730 per ton. CNF sun oil (Ukraine origin) Apr monthly average was at USD 718 per ton compared to USD 718.6 per ton in Mar. Values in brackets are figures of last week.
- Prices are likely to stay in the range of USD 650-730 per ton in the near term. CNF Sunflower oil premium over CDSO is hovering at USD 58 (USD 36.5 last week) per ton for June delivery. CNF sunflower oil premium over RBD palmolein is hovering around USD 190 (USD 165) per ton.
- Currently, refined sunflower oil at Chennai market is offered at Rs 745 (Rs 750) per 10 Kg, and at Kandla/Mudra market, it is offered remain at Rs 765 per 10 kg as on May 10, 2019. Values in brackets are figures of last week.
- We expect sunflower oil prices to trade sideways to weak tone in the coming days.

Price Outlook: Sunflower oil (without GST) prices in Chennai may stay in the range of Rs 720-770 per 10 Kg.

Groundnut oil Fundamental Review and Analysis:- Domestic Front

- Groundnut oil prices featured firm trend in Rajkot on account of good demand.
- Groundnut oil prices featured firm trend in the week in review on improved demand.

Prices of groundnut oil rose supported by groundnut seed prices indicating firm demand.

Demand of groundnut oil firmed up due to improved retail demand.

Retail demand increased due to less availability.

Prices may go up further in expectation of good demand. Seasonal demand may remain support prices to rise in coming days.

Prices increased despite fall in prices of palm oil and sunflower oil.

NAFED is disposing groundnut aggressively in

Gujarat, Rajasthan and MP. Sale of Kharif 2018 groundnut crop has been started in Gujarat from last week due to political intervention. Sale of 2017 crop in Gujarat is progressing aggressively. Total progressive purchase in 2018-19 is 7.03 lakh and balance quantity after sale is 5.39 lakh tons.

Total stocks of groundnut of 2017-18 season with NAFED is 2 lakh tons.

Therefore, total stock in NAFED is 7.39 lakh tons apart from additional stocks with trade and farmers. Higher domestic disappearance of groundnut has led to strengthening of groundnut oil priced

Exports of groundnut has increased due to firm demand from China and political unrest in Sudan, thereby there is no diversion of groundnut towards crushing thereby decreasing supply of groundnut oil and supporting prices.

Disparity in crush of groundnut is due to higher prices of groundnut will weaken groundnut oil demand.

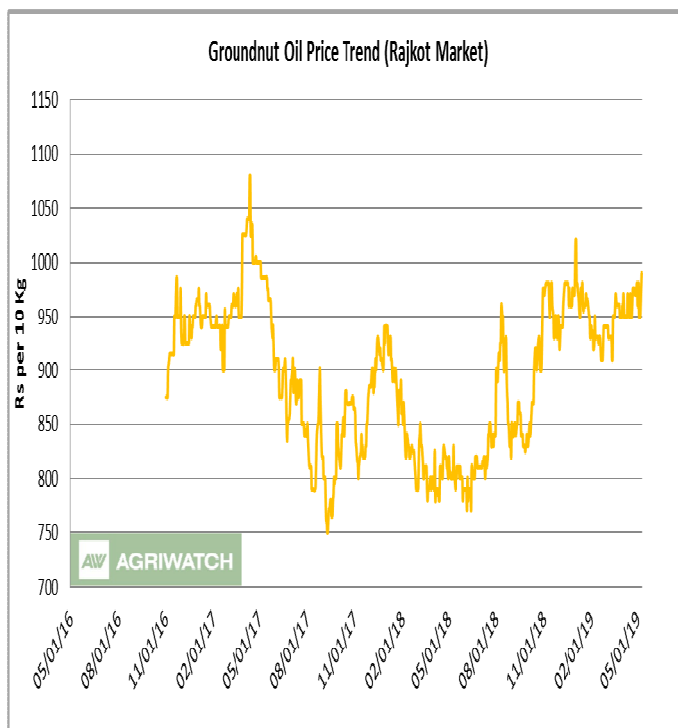
However, there is parity in crush of old groundnut crop.

Groundnut oil prices are expected to rise on good demand.

- On the price front, currently the groundnut oil prices in Rajkot is quoted at Rs 10,000 (9,500), per quintal and it was quoted at Rs 10,200 (Rs 10,000) per quintal in Chennai market on May 9, 2019. Values in brackets are figures of last week.
- Groundnut oil prices are likely to trade sideways to firm in the coming days.

Price Outlook:

Groundnut oil (without GST) in Rajkot market is likely to trade in the price band of Rs 980-1200 per 10 Kg.



Coconut Oil Fundamental Review and Analysis:-

Domestic Front

- Weak price trend was seen in its benchmark market of Kangayam on weak demand.
- Overall coconut oil prices showed weak trend during the week on weak demand.

Prices fell despite flat prices of copra indicating weak demand.

Prices fell on fall in palm oil prices.

Retail demand has increased due to fall in prices of coconut oil.

Stuckists and retailers are waiting to stocking as the prices are falling.

Corporate demand, which is one of the major contributors, is weak.

Traders and upcountry buyers are waiting to stock as they are not confident about prices.

Crushers has low stocks of coconut oil despite weak demand.

Due fall in prices of coconut oil demand will shift from other oils. Fresh demand is expected in lower levels due to fall in prices of coconut oil.

Supply position has improved in the market, which has underpinned prices. Price trend is biased towards downside.

Demand decreased due to regular fall in prices of coconut oil and high volatility in prices.

Consumers tend to postpone demand when the prices are falling and high volatility in prices.

Coconut oil consumers are loyal consumers and do not shift to other oils on higher prices but demand destruction takes place at higher levels. Palm oil is cheap alternative in South India.

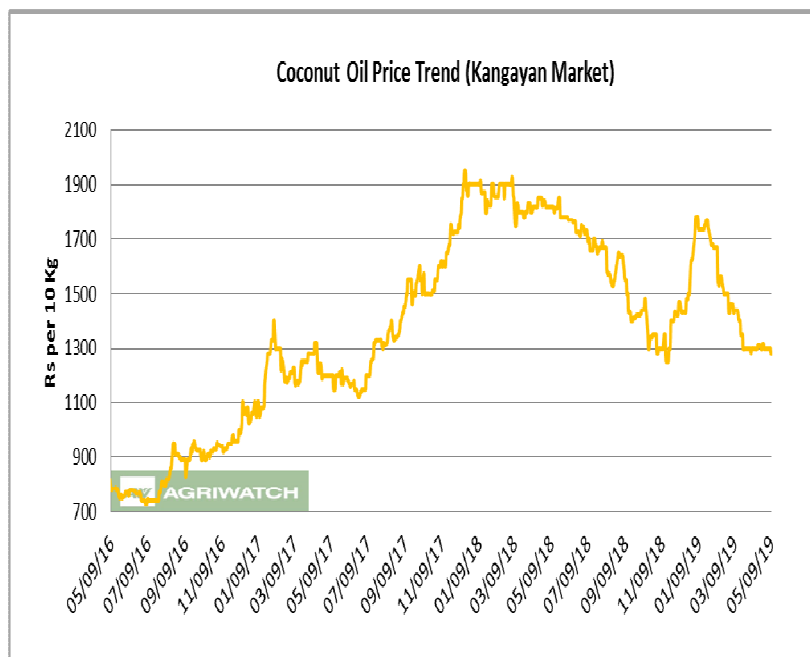
Demand of coconut oil has risen due to lower prices in 2019. Household consumption will rise due to higher prices of coconut oil.

FSSAI has banned 14 brands of coconut oil as it was found to be adulterated. The department is taking strict action against various brands who are found to be adulterating.

Coconut oil prices are expected to fall on weak demand and fall in copra prices.

Coconut oil prices are expected to be weak in days ahead.

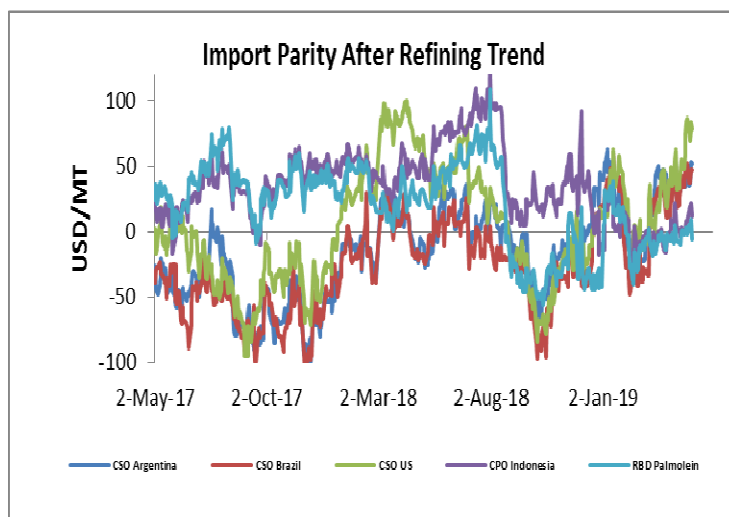
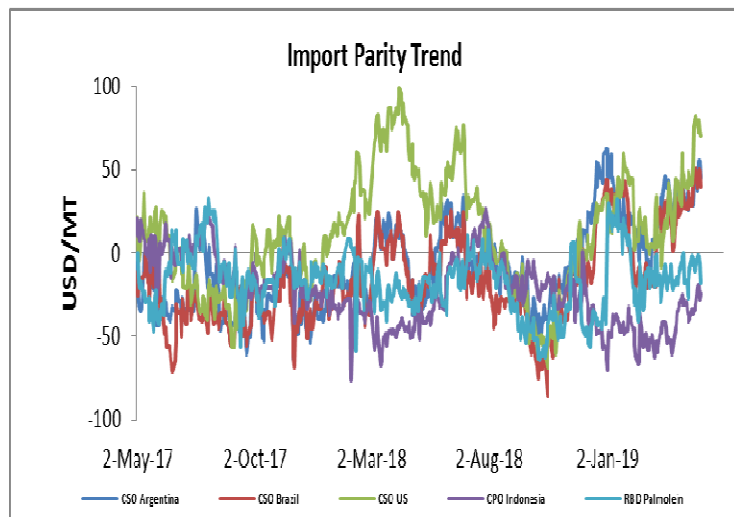
- On the price front, currently the coconut oil prices in Kochi is hovering near Rs 13,800 (14,300) per quintal, and was quoting Rs 12,800 (Rs 13,000) per quintal in Erode market on May 9, 2019.



Price Outlook: Coconut oil (without GST) prices in Erode may stay in the range of Rs 1200-1400 per 10 Kg.

Import Parity Trend

Import Parity After Refining in US dollar per ton (Monthly Average)



	CSO Argentina	CSO Brazil	CSO US	CPO Indonesia	RBD Palmolein
Mar, 2019	27.38	13.76	17.55	-5.96	-7.78
Apr, 2019	37.28	33.94	52.18	5.50	-2.75

Outlook:-

Import parity for crude soy oil from Argentina rose due to fall in prices of soy oil in international markets. We expect CDSO import parity to remain firm in medium term. Parity in import of CPO from Indonesia is higher than parity on import of RBD palmolein from Malaysia.

Technical Analysis (Refined soy oil)


Outlook – Refined soybean oil witnessed uptrend during the week in review and is likely to trade with a sideways to firm tone in the coming days.

- Daily chart of refined soy oil at NCDEX depicts uptrend during the week in review. We expect prices to trade sideways to firm tone in the near term.
- Any close above 726 in weekly might take the prices above 740 levels.
- Expected price band for next week is 716-755 level in near to medium term. RSI and MACD is suggesting uptrend in the market.

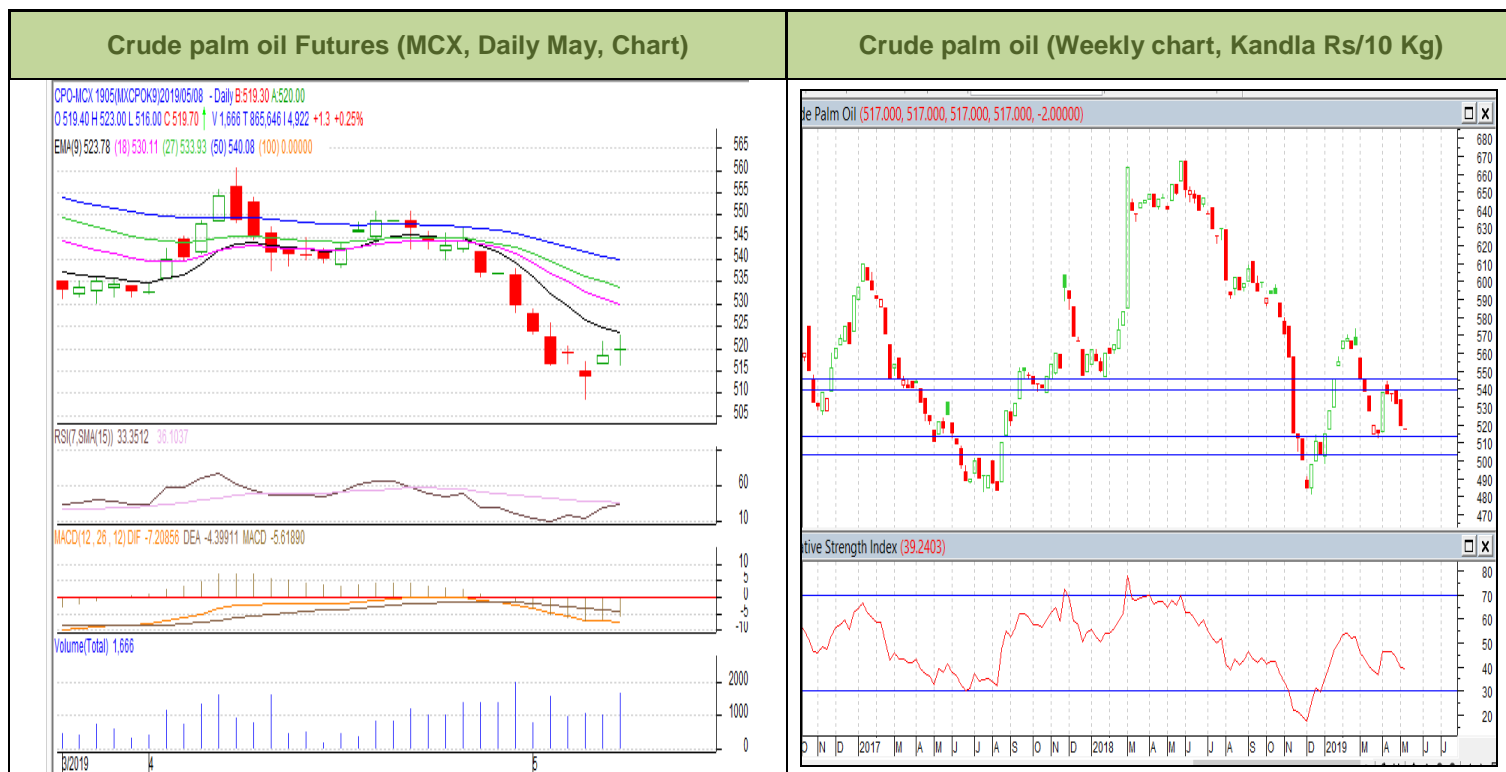
Strategy: Market participants are advised to go long above 726 levels for a target of 740 and 750 with a stop loss at 720 on closing basis.

RSO NCDEX (May)

Support and Resistance				
S2	S1	PCP	R1	R2
705.00	716.00	726	755.00	765.00

Spot Market outlook: Refined soy oil Indore (without GST) is likely to stay in the range of Rs 716-755 per 10 Kg.

Technical Analysis (Crude Palm oil)



Outlook - Prices show uptrend in prices during the week. We expect that CPO may contract may trade sideways to firm note.

- Candlestick in weekly chart of crude palm oil at MCX depicts uptrend in the prices. We expect prices to trade with a sideways to firm note in the near term.
- Any close below 510 in weekly chart may bring the prices to 500 levels.
- Expected price band for next week is 510-545 level. RSI and MACD are suggesting uptrend in prices in the coming week.

Strategy: Market participants are advised to go long in CPO above 519 for a target of 530 and 545 with a stop loss at 512 on closing basis.

CPO MCX (May)

Support and Resistance				
S2	S1	PCP	R1	R2
500.00	510.00	519.7	545.00	560.00

Spot Market outlook: Crude palm oil (without GST) is likely to stay in the range of Rs 510-545 per 10 Kg.

Veg. Oil Prices at Key Spot Markets

Commodity	Centre	Prices (Per 10 Kg)		Change
		10-May-19	03-Apr-19	
Refined Soybean Oil	Indore	748	745	3
	Indore (Soy Solvent Crude)	718	712	6
	Mumbai	730	735	-5
	Mumbai (Soy Degum)	688	685	3
	Kandla/Mundra	725	730	-5
	Kandla/Mundra (Soy Degum)	702	697	5
	Kolkata	765	765	Unch
	Delhi	780	770	10
	Nagpur	744	742	2
	Rajkot	730	725	5
	Kota	745	740	5
	Hyderabad	745	745	Unch
	Akola	744	742	2
	Amrawati	745	743	2
	Bundi	750	745	5
	Jalna	749	748	1
	Solapur	739	736	3
	Dhule	756	752	4
Palm Oil*	Kandla (Crude Palm Oil)	545	547	-2
	Kandla (RBD Palm oil)	578	588	-10
	Kandla RBD Pamolein	614	614	Unch
	Kakinada (Crude Palm Oil)	515	525	-10
	Kakinada RBD Pamolein	614	614	Unch
	Haldia Pamolein	620	625	-5
	Chennai RBD Pamolein	614	616	-2
	KPT (krishna patnam) Pamolein	604	611	-7
	Mumbai RBD Pamolein	630	641	-11
	Mangalore RBD Pamolein	616	625	-9
	Tuticorin (RBD Palmolein)	612	611	1
	Delhi	652	652	Unch
	Rajkot	620	609	11
	Hyderabad	610	594	16
	PFAD (Kandla)	352	352	Unch
	Refined Palm Stearin (Kandla)	515	525	-10
	Superolien (Kandla)	662	662	Unch
	Superolien (Mumbai)	667	667	Unch

* inclusive of GST				
Refined Sunflower Oil	Chennai	745	750	-5
	Mumbai	780	780	Unch
	Mumbai (Expeller Oil)	705	710	-5
	Kandla (Ref.)	760	765	-5
	Hyderabad (Ref)	760	757	3
	Latur (Expeller Oil)	755	755	Unch
	Chellakere (Expeller Oil)	700	700	Unch
	Erode (Expeller Oil)	780	780	Unch
Groundnut Oil	Rajkot	1000	950	50
	Chennai	1050	1000	50
	Delhi	960	950	10
	Hyderabad *	1050	1020	30
	Mumbai	1050	1020	30
	Gondal	990	950	40
	Jamnagar	1020	975	45
Rapeseed Oil/Mustard Oil	Jaipur (Expeller Oil)	745	735	10
	Jaipur (Kacchi Ghani Oil)	767	753	14
	Kota (Expeller Oil)	740	730	10
	Kota (Kacchi Ghani Oil)	750	740	10
	Neewai (Expeller Oil)	735	725	10
	Neewai (Kacchi Ghani Oil)	745	738	7
	Bharatpur (Kacchi Ghani Oil)	775	760	15
	Sri-Ganga Nagar (Exp Oil)	735	715	20
	Sri-Ganga Nagar (Kacchi Ghani Oil)	760	740	20
	Mumbai (Expeller Oil)	760	745	15
	Kolkata (Expeller Oil)	880	880	Unch
	New Delhi (Expeller Oil)	762	740	22
	Hapur (Expeller Oil)	865	865	Unch
	Hapur (Kacchi Ghani Oil)	900	900	Unch
	Agra (Kacchi Ghani Oil)	780	765	15
Refined Cottonseed Oil	Rajkot	745	730	15
	Hyderabad	710	700	10
	Mumbai	752	746	6
	New Delhi	713	710	3
Coconut Oil	Kangayan (Crude)	1280	1300	-20
	Cochin	1450	1450	Unch

Sesame Oil	New Delhi	1750	1750	Unch
	Mumbai	Unq	Unq	Unq
Kardi	Mumbai	880	880	Unch
Rice Bran Oil (40%)	New Delhi	580	582	-2
Rice Bran Oil (4%)	Punjab	605	605	Unch
Malaysia Palmolein USD/MT	FOB	510	515	-5
	CNF India	530	540	-10
Indonesia CPO USD/MT	FOB	465	473	-8
	CNF India	490	500	-10
RBD Palm oil (Malaysia Origin USD/MT)	FOB	505	510	-5
RBD Palm Stearin (Malaysia Origin USD/MT)	FOB	468	475	-7
RBD Palm Kernel Oil (Malaysia Origin USD/MT)	FOB	660	660	Unch
Palm Fatty Acid Distillate (Malaysia Origin USD/MT)	FOB	418	423	-5
Crude palm Kernel Oil India (USD/MT)	CNF India	Unq	Unq	NA
Ukraine Origin CSFO USD/MT Kandla	CIF	725	728	-3
Rapeseed Oil Rotterdam Euro/MT	FOB	732	725	7
Argentina FOB (\$/MT)		9-May-19	2-May-19	
Crude Soybean Oil Ship		626	627	-1
Refined Soy Oil (Bulk) Ship		648	649	-1
Sunflower Oil Ship		655	655	Unch
Cottonseed Oil Ship		606	607	-1
Refined Linseed Oil (Bulk) Ship		Unq	Unq	NA
<i>* indicates including GST</i>				

Disclaimer

The information and opinions contained in the document have been compiled from sources believed to be reliable. The company does not warrant its accuracy, completeness and correctness. Use of data and information contained in this report is at your own risk. This document is not, and should not be construed as, an offer to sell or solicitation to buy any commodities. This document may not be reproduced, distributed or published, in whole or in part, by any recipient hereof for any purpose without prior permission from the Company. IASL and its affiliates and/or their officers, directors and employees may have positions in any commodities mentioned in this document (or in any related investment) and may from time to time add to or dispose of any such commodities (or investment). Please see the detailed disclaimer at <http://www.agriwatch.com/disclaimer.php> 2019 Indian Agribusiness Systems Ltd.