

# Veg. Oil Weekly Research Report

## Contents

- ❖ Executive Summary
- ❖ Recommendations
- ❖ International Veg. Oil Market Summary
- ❖ Domestic Market Fundamentals
- ❖ Technical Analysis (Spot Market)
- ❖ Technical Analysis (Futures Market)
- ❖ Veg. Oil Prices at Key Spot Markets

## **Executive Summary**

### **Domestic Veg. Oil Market Summary**

*Edible oil prices featured firm trend during this week in domestic market. CBOT soy oil and BMD palm oil rose during the week. Soy oil, palm oil, rapeseed oil, sunflower oil, groundnut oil and coconut oil prices closed in green.*

*On the currency front, Indian rupee is hovering near 70.72 against 71.14 previous week. Factors to watch in the coming weeks will be movement of Indian rupee against US dollar and crude oil prices. Rupee is expected to depreciate and crude oil prices will rise in near-term.*

*We expect soy oil and palm oil to rise on strong fundamentals.*

### **Outlook:**

*Weekly Call -: In NCDEX, market participants are advised to go long above 760 levels for a target of 775 and 780 with a stop loss at 750 on closing basis. We expect refined soy oil at Indore (without GST) to stay in the range of Rs. 720-780 per 10 Kg. in the near term.*

*In MCX, market participants are advised to go long in CPO above 580 for a target of 595 and 600 with a stop loss at 570 on closing basis. We expect CPO Kandla 5 percent (without GST) to stay in the range of Rs 530-590 per 10 Kg in the near term.*

### **International Veg. Oil Market Summary**

*On the international front, US-China trade settlement, change in government in Argentina, lower rate of planting of soybean in Brazil and rise in crude oil prices support soy oil prices in coming days.*

*Expectation of fall in palm oil stocks in Malaysia, expectation of slow rise in production of palm oil in Malaysia and Indonesia, drought conditions in Indonesia, rise in exports of palm oil Malaysia and Indonesia, rise in competitive oils and rise in crude oil prices, are expected to support CPO prices in near term.*

**Soy oil Fundamental Analysis and Outlook:-****Domestic Front**

- Soy oil featured firm sentiment in domestic markets in the week in review on firm demand and rise in prices of soy oil in international markets.
- Soy oil prices closed higher during the week in Indore on firm demand and rise in prices of soy oil international markets.

US-China trade optimism, higher demand of soybean from China, slow harvest of soybean and slow rate of

planting Brazil will lead to strengthening of soy oil international soy oil prices.

Import disparity decreased during the week on rise in prices of soy oil in Indian markets and is quoted at disparity of 15-20 per 10 kg compared to parity of Rs 15-20 per 10 kg. Import demand are likely to fall due to disparity in imports and negative refining margins.

Soy oil demand is weak at high seas as its prices rose less at high seas compared to CNF markets compared to last week.

Soy oil demand is weak at CNF markets as prices rose less at CNF while it fell at FOB markets compared to last week.

Trade settlement was reached between US and China and it's a mini trade settlement in which China will purchase USD 20 billion of US farm products in return of removal of import duty imposed on USD 250 billion goods. China has started to buy more soybeans from US and final partial deal is expected in coming weeks. Trade representatives will meet this week in Washington last week to iron out differences. This comes after trade tensions rose between the countries leading both sides to come at small compromise.

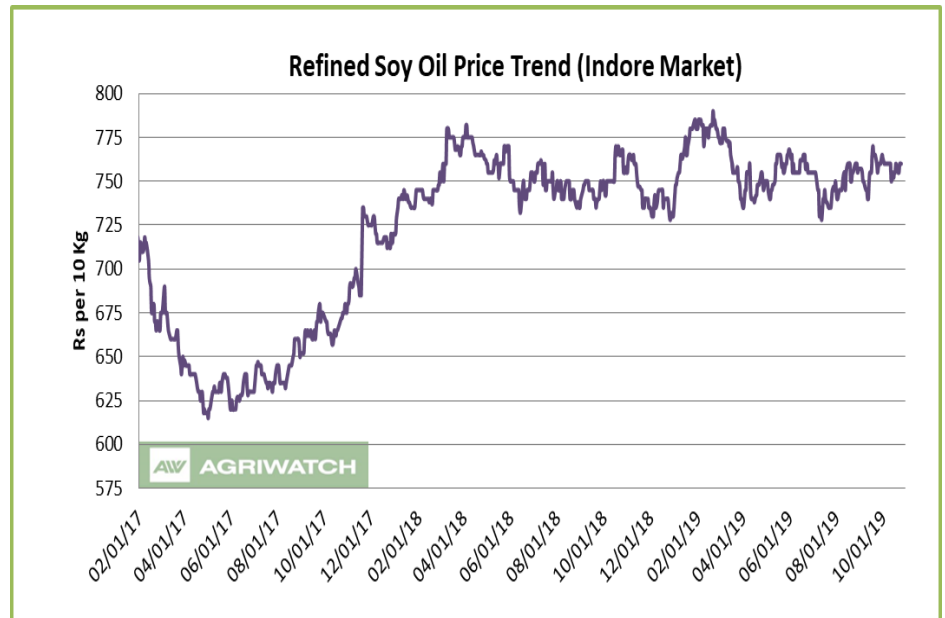
Soybean demand from China has fallen in September due to outbreak of swine flu leading to 41 percent fall in swine counts in the country.

Soy oil stocks rose in US in September on lower crush of soybean due to decrease in disappearance of soy oil in US will lead to weakening of soy oil international prices.

Basis of soy oil (Argentina) fell over soy oil CBOT on expectation of higher soybean crop in Argentina leading to lower FOB soy oil (Argentina) prices. Its premium over CBOT has decreased.

Imports of soy oil fell in September 2019 compared to September 2018 and August 2019. Imports fell in September compared to August 2019 while port stocks rose indicating weak demand in September.

CDSO is trading at high premium over RBD palmolein at high seas at Rs. 65 (Rs. 80 last week) per 10 kg will decrease CDSO import demand. CDSO premium over CPO at high seas is at Rs 147 (Rs 152) per 10 kg. Refined soy oil discount over rapeseed oil Rs 70 (Rs 58) per 10 kg while refined soy oil discount over refined



sunflower is at Rs 60 (Rs 70) per 10 kg. Sunflower oil CNF premium over soy oil CNF is at USD -4.0 (USD 5.5) per ton. Values in brackets are figures of last month.

Refined soy oil premium over RBD palmolein is higher at Rs 115 (Rs 135 last week) per 10 Kg, which is high and may cap soy oil prices in domestic markets. In USD terms, premium of CDSO CNF over CPO CNF was quoted at USD 162.5 (USD 178 last week) per ton for Nov delivery, which is higher and decrease demand of CDSO at CNF markets compared to CPO CNF. Values in brackets are figures of last week.

- According to Solvent Extractors Association (SEA), India's September edible oil imports fell 11.81 percent y-o-y to 12.54 lakh tons from 14.22 lakh tons in Sep 2018. Palm oil imports in Sep fell 11.4 percent y-o-y to 8.8 lakh tons from 9.2 lakh tons in Sep 2018. CPO imports fell 9.77 percent in Sep y-o-y to 6.00 lakh tons from 6.65 lakh tons in Sep 2018. RBD palmolein imports rose by 7.76 percent in Sep y-o-y to 2.64 lakh tons from 2.45 lakh tons in Sep 2018. Soy oil imports fell 27.3 percent in Sep y-o-y to 2.48 lakh tons from 3.41 lakh tons in Sep 2018. Sunflower oil imports fell 15.33 percent y-o-y in Sep to 1.27 lakh tons from 1.50 lakh tons in Sep 2018. Rapeseed (canola) oil imports in Sep was zero compared 0.12 lakh tons imports in Sep 2018.
- According to Solvent Extractors Association (SEA), India's September edible oil stocks at ports and pipelines fell 11.75 percent m-o-m to 18.02 lakh tons from 20.42 lakh tons in August 2019. Stocks of edible oil at ports in September rose to 1,062,000 tons (CPO 380,000 tons, RBD Palmolein 255,000 tons, Degummed Soybean Oil 275,000 tons, Crude Sunflower Oil 150,000 ton and Rapeseed Oil 2,000 tons) and about 740,000 tons in pipelines. (Stocks at ports were 882,000 tons in August 2019). India is presently holding 28 days of edible oil requirement on 1st Oct, 2019 at 18.02 lakh tons compared to 32 days of requirements last month at 20.42 lakh tons. India's monthly edible oil requirement is 19.0 lakh tons.
- Soy oil import scenario – According to SEA, soy oil imports fell 27.3 percent y-o-y in September to 2.48 lakh tons from 3.41 lakh tons in September 2018. In the oil year 2018-19 (Nov 2018-Sep 2019), imports of soy oil were 27.00 lakh tons compared to 27.83 lakh tons in last oil year, lower by 2.98 percent compared to corresponding period last oil year.
- All India sowing of soybean has reached 114.24 lakh hectares compared to 113.10 lakh hectares as on 04.10.2019. Sowing of soybean is higher in Madhya Pradesh and Rajasthan.
- Imported crude soy oil CNF at West coast port is offered at USD 728 (USD 716) per ton for Oct delivery, Nov delivery is quoted at USD 730 (USD 718) per ton, Dec delivery is quoted at USD 734 (USD 722) per ton and Jan delivery is quoted at USD 729 (USD 722) per ton. Values in brackets are figures of last week. Last month, CNF CDSO Sep average price was USD 723.84 (USD 729.64 per ton in Aug 2019) per ton. Soy refined (Indore) is quoted at Rs 770 (Rs 760 last week) per 10 kg.
- On the parity front, margins improved during the week on rise in prices of soy oil in Indian markets, and we expect margins to remain weak in coming days. Currently, refiners lose USD 15-20/ton v/s loss of USD 35-40/ton (Sep month) margin in processing the imported Soybean Oil (Argentina Origin).

### International Front

Soy oil prices are expected to be supported by US-China trade optimism, change in Argentina government, lower rate of planting in Brazil, and rise in crude oil prices.

However, higher rate of harvest of soybean in US, weak demand of soybean from China and higher stock of soy oil in US will cap gains.

Trade settlement was reached between US and China previous weekend and it is a mini trade settlement in which China will purchase big amount of US farm products in return of postponement of import duty imposed on USD 250 billion goods. Both sides are finalizing trade terms to be announce after they finalize the deal. Trade representatives met in Washington last week to iron out differences.

This trade deal is not a comprehensive trade deal and there are possibility of various such trade deals. There are major differences between both sides as US wants a comprehensive trade deal while China wants blanket removal of import duties.

Argentina president Macri lost to Alberto Fernandez in the vote last week. Macri was seen pro market reform and pro trade and agriculture. With Macri's loss, farmers are expecting barriers and taxes on trade of agriculture goods. There is certainly going to be lower production of soybean in coming season with the change of government in Argentina.

Planting of soybean is progressing at lower pace in Brazil due to dry conditions in top producing states. If dry condition prevail then it leads to lower planting of corn in next season as it is planted immediately after soybean harvest in Jan-Feb.

Soybean crop area is expected to be higher Brazil in 2019/20 leading to higher soybean in Brazil in 2019/20. USDA has estimated Brazil's soybean crop for 2019/20 at 123 MMT making Brazil as top soybean producer in the world. USDA kept soybean crop in Brazil for 208/19 at 117 MMT.

Soy oil stocks rose in US in September as reported by NOPA on lower crush of soybean and lower disappearance of soy oil due to reduced soy oil domestic disappearance. This will underpin soy oil prices. Lower domestic disappearance of soy oil on lower use in biodiesel. Stocks of soy oil falls seasonally, the fall was larger than trade estimates.

USDA increased 2019/20 soy oil end stocks in its October estimate on lower biodiesel use and higher production of soy oil partially set off by lower opening stocks due to higher domestic disappearance in 2018/19 leading to lower opening stocks in 2019/20.

USDA reduced soybean yield estimate of US due to weak crop condition in US in its Oct review. Soybean stocks estimate fell due to lowering of soybean crop in US and lower opening stocks. Soybean crop in US is weakest in years and all the crop parameters are at multi year lows. Soybean crop fell below was reported at 96 MMT due to wet and cool spring, which stopped farmers plant soybean and adverse condition during crop progress. This led to fall in soybean area and delayed planting which led to weak condition of crop.

Soybean harvest picked up pace last week in US Midwest on dry conditions. However, harvesting may get delayed in some states due to wet conditions. However, harvesting has showed impressive gains. USDA forecast soybean crop in US at 96 MMT in Oct review against previous estimate of 99 MMT.

China reported lower soybean import demand in September due to weak crush margins due to swine flu outbreak leading to 41 percent fall in swine count y-o-y in the and most of soybean came from Brazil. Premium of Brazil's soybean has risen above US soybean due to US-China trade dispute stroking expectation of record demand of soybean by China.

China is giving incentive of swine farmers like insurance and machinery incentive to increase swine count in the country after swine flu led to 41 percent contraction of swine count due to culling of swine to stop the spread of

swine flu. This led to lower demand of soybean feed in the country in longer term. Lower feed demand will let China choose options from various destinations. This has led to surge in imports of edible vegetable oil by China in 2019. However, when China will start to build swine count demand of soybean will surge and source of soybean will be limited given the global soybean trade.

China has opened soy meal market for imports from Argentina and Ukraine in an effort to improve supply of soy meal in the country. Supplies of Argentina meal will start from the harvest of its crop in 2020.

China started liquidating soybean state reserves and meat reserves to ease pressure of soybean and meat in the country.

Lower import of soybean by China will lead to shift of buyers from competing oils like palm oil leading to weakening of global soy oil prices.

Argentina's soybean exports is expected higher due to be higher Chinese demand.

Soy oil exports from Argentina are expected to accelerate due to firm demand from importing destinations and lower soybean crop in US, which will cut soy oil supplies in US. This has led to rise in basis over CBOT soy oil due to firm demand from the country.

Competitive oils like BMD palm oil and DALIAN RBD palmolein is expected to trade higher due to rising demand scenario.

Global crude oil prices are expected to rise on heightened tensions in Middle East. Further, oil prices are expected to rise due to OPEC cut in crude oil production, sanctions on Iran and rise in tensions between US will support soy oil prices.

- US soybean is 97% dropping leaves which is down from 100% in corresponding period last year and 5-year average of 99%. About 62% soybean has been harvested compared to 69% in corresponding period last year and 5-year average of 78%, in the US crop progress report dated 27 October 2019 by United States Department of Agriculture (USDA).
- According to National Oilseed Processors Association (NOPA), U.S. September soybean crush fell by 9.19 percent to 152.566 million bushels from 168.085 million bushels in August 2019, below market expectation. Crush of soybean in Sep was lower by 5.11 percent compared to Sep 2018 figure of 160.779 million bushels. Soy oil stocks in U.S. at the end of Sep rose 2.93 percent to 1.442 billion lbs compared to 1.401 billion lbs in end Aug 2019. Stocks of soy oil in end Sep was lower by 5.81 percent compared to end Sep 2018, which was reported at 1.531 million lbs. Soy oil stocks was above trade expectation.
- According to United States Department of Agriculture (USDA) Oct estimate, U.S 2019/20 ending stocks of soy oil estimate has been increased to 1,525 million lbs from 1,485 million lbs in its earlier estimate. Opening stocks are decreased to 1,710 million lbs from 1,725 million bushels in its earlier estimate. Production of soy oil in 2019/20 is hiked to 24,590 million lbs from 24,535 million lbs in its earlier estimate. Imports in 2019/20 are kept unchanged at 450 million lbs. Biodiesel use in 2019/20 is lowered to 8,500 million lbs from 8,600 million lbs in its earlier estimate. Food, feed and other industrial use in 2019/20 is hiked to 15,000 million lbs from 14,900 million lbs in its earlier estimate. Exports in 2019/20 are kept unchanged at 1,725 million lbs. Average price range estimate of 2019/20 is hiked to 30.00 cents/lbs from 29.50 cents/lbs in its earlier estimate.
- The U.S. Department of Agriculture monthly supply and demand report for the month of Oct forecasts U.S. 2019/20 soybean stocks at 460 million bushels from 640 million bushels in its earlier estimate. Opening stocks in 2019/20 is decreased to 913 million bushels from 1,005 million bushels in its earlier estimate. Soybean

production is estimate is lowered to 3,550 million bushels from 3,633 million bushels in its earlier estimate. U.S. soybean exports estimate are unchanged at 1,775 million bushels. Imports estimate is unchanged 20 million bushels. Crush in 2019/20 is hiked to 2,120 million bushels from 2,115 million bushels in its earlier estimate. Seed use in 2019/20 has been kept unchanged at 96 million bushels. Residual use is increased to 32 million bushels from 30 million bushels in its earlier estimate. Average price range in 2019/20 is hiked to 9.00 cents/bushel from 8.50 cents/bushel in its earlier estimate.

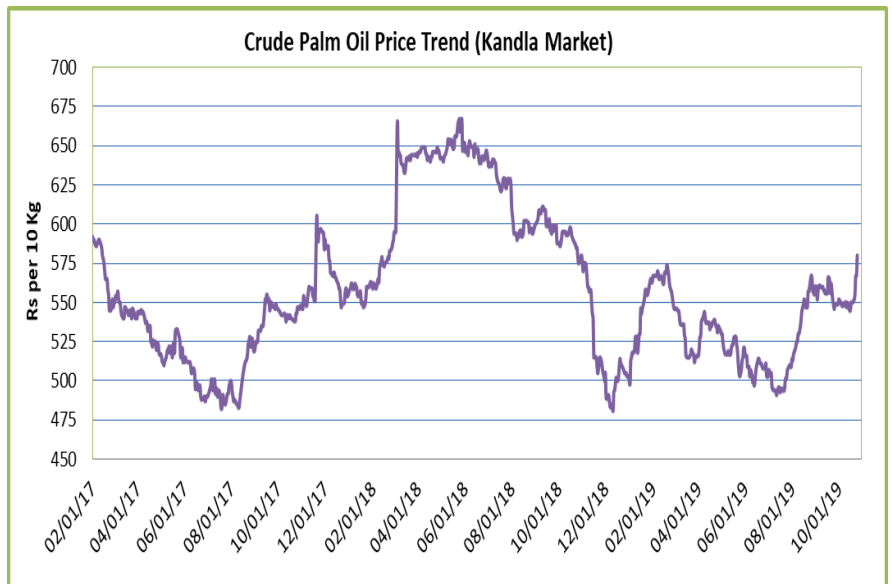
- According to China's General Administration of Customs (CNGOIC), China's September edible vegetable oils imports fell 7.4 percent m-o-m to 8.40 LT from 9.07 LT in August 2019. Imports in Sep was higher by 44.3 percent compared to Sep 2018 which was reported at 5.82 LT. Year to date imports of edible vegetable oil rose 49.4 percent to 66.58 lakh tons.
- According to China's General Administration of Customs (CNGOIC), China's Sep soybean imports fell 13.5 percent to 8.2 MMT from 9.48 MMT in August 2019. Imports in Sep are 2.3 percent higher than Sep 2018 import of 8.01 MMT. Year to date soybean imports fell 7.9 percent to 64.51 MMT.
- USDA WASDE highlights: The U.S. season-average soybean price for 2019/20 is forecast at \$9.00 per bushel, up 50 cents reflecting smaller supplies. The soybean meal price is forecast at \$325.00 per short ton, up \$20.00. The soybean oil price forecast is raised 0.5 cents to 30.0 cents per pound.

**Price Outlook:** We expect refined soy oil (without GST) at Indore to stay in the range of Rs 720-780 per 10 Kg in the near term.



**Palm oil Fundamental Analysis and Outlook -:****Domestic Front**

- Crude palm oil (CPO) featured firm trend at its benchmark market at Kandla on firm demand and rise in prices of CPO in international markets.  
RBD palmolein closed higher at its benchmark market of Kandla on firm demand and rise in prices of RBD palmolein in international markets.
- Prices of CPO closed higher at Kandla on firm demand and rise in prices of CPO international markets.



Prices of CPO rose more at high seas compared to CNF markets compared to last week indicating firm demand at high seas.

Hike in import duty on RBD palmolein by 5 percent sourced from Malaysia will weaken RBD palmolein imports as duty differential between crude palm oil and RBD palmolein has doubled from 5.5 percent to 11 percent. With this hike in import total effective import duty on RBD palmolein imports from Malaysia and Indonesia stands at 50 percent plus 10 percent cess making effective duty at 55 percent. With end of preferential treatment given to Malaysia in terms of lower RBD palmolein imports will lead to lower imports of RBD palmolein from Malaysia. This will encourage Indian refiners to import more CPO to refine and import party of this oil will be above import parity of ready to use imported palmolein. This will slow RBD palmolein imports and CPO imports will rise from September.

Indian traders have stopped booking Malaysian palm oil cargoes due to news of Indian government plan to restrict palm oil imports from Malaysia in retaliation against Kashmir issue raised at UN by Malaysia. Edible oil trade association in India has asked importers to stop buying from Malaysia due to standoff between India and Malaysia on Kashmir issue.

Traders are expected to buy at current international prices of CPO due to expectation of higher prices in coming months especially due to drought conditions in Indonesia.

Data from cargo surveyors show fall in imports of palm oil by India, in October from Malaysia and further fall in imports from Malaysia is expected in coming weeks.

Imports of palm oil by India fell in September compared to September 2018 while it rose compared to August 2019. Fall in CPO imports came on high base y-o-y. RBD palmolein imports rose in September compared to September 2018.

Imports of CPO rose in September m-o-m due to positive refining margins and expectation of rise in palm oil prices in coming months. Stocks of CPO surged at ports in India in September despite modest rise in imports indicating weak demand in September.



Imports of CPO will weaken due to negative parity. However, positive margins may encourage CPO imports. CPO imports will strengthen compared to RBD palmolein due to higher import parity compared to imported ready to use palmolein and higher refining margins of CPO compared to RBD palmolein.

Falling premium of RBD palmolein over CPO at CNF markets will decrease CPO imports.

CPO import disparity decreased during the week due to fall in prices of palm oil in Indian markets and is quoted at Rs 20-25 per 10 kg compared to Rs 25-30 per 10 kg last week.

Port stocks rose in Sep on rise in imports m-o-m and rise in port stocks was higher than rise in imports indicating weak demand in Sep and restocking at ports.

Demand of CPO is firm at CNF markets as prices rose more at CNF markets compared to FOB markets compared to last week.

RBD palmolein showed higher prices in its benchmark market on firm demand and rise in prices of RBD palmolein in international markets.

RBD palmolein prices rose more at high seas compared to CNF markets indicating firm demand at high seas.

Import demand of RBD palmolein rose marginally in September y-o-y. Rise y-o-y was despite higher base of last year. Imports was high in September due to rising prices of RBD palmolein in international markets, higher import parity compared to CPO and lowering of import duty on RBD palmolein, which led to lowering of duty differential between CPO and RBD palmolein leading to higher RBD palmolein imports.

However, hike in import duty on imports of RBD palmolein from Malaysia the duty differential between CPO and RBD palmolein has doubled and will lead to lower RBD palmolein imports.

Import demand of RBD palmolein is expected to slow in rest of oil year 2018-19 (Nov 2018-Oct 2019) due to hike in import duty on RBD palmolein and higher differential of RBD palmolein import duty over CPO.

Stocks of RBD palmolein at Indian ports have risen m-o-m on higher imports and restocking at ports. Rise in port stocks was less than rise in imports of RBD palmolein m-o-m indicating firm demand in September.

Demand of RBD palmolein was firm compared to CPO at high seas as premium of RBD palmolein over CPO was at Rs 82 (Rs 72) per 10 kg compared to last week.

RBD palmolein import disparity decreased during the week and is quoted at Rs 15-20 per 10 kg compared to disparity of 20-25 per 10 kg last week.

Import parity of RBD palmolein is higher than CPO will increase imports of RBD palmolein compared to CPO.

Margins are higher in importing CPO and selling refined oil in domestic markets, than selling ready to use RBD palmolein in domestic markets.

Higher refining margins in domestic refined palmolein compared to imported ready to use palmolein will increase imports of CPO.

Demand of RBD palmolein is firm at CNF markets as prices rose more at CNF markets compared to FOB markets compared to last week.

CDSO CNF premium over CPO CNF is at USD 162.5 (USD 178 last week) per 10 kg which is high and may increase imports quantity of CPO. Premium of CDSO soy oil high seas over CPO high seas is at Rs. 148 (Rs 152 last week) per 10 Kg increased CPO demand at high seas. Premium of refined soy oil over RBD palmolein at Rs 115 (Rs 135 last week) per 10 kg. will increase RBD palmolein demand. RBD palmolein discount over sunflower at CNF markets is remain at USD 145 (USD 157.5 last week) per ton. High premium of refined

sunflower oil over RBD palmolein remain at Rs 175 (Rs 205) per 10 kg will increase RBD palmolein imports. Values in brackets are figures of last week.

- Palm oil import scenario – According to Solvent Extractors Association (SEA), palm oil imports in September fell 11.4 percent y-o-y to 8.8 lakh tons from 9.2 lakh tons in September 2019. Imports in the oil year 2018-19 (November 2018-September 2019) are reported higher by 8.59 percent y-o-y at 86.30 lakh tons compared to 79.47 in corresponding period last oil year.

Crude Palm oil import scenario- According to Solvent Extractors Association (SEA), CPO Imports fell 9.77 percent y-o-y in September to 6.00 lakh tons from 6.65 lakh tons in September 2019. Imports in oil year 2018-19 (November 2018-September 2019) were reported higher by 0.6 percent y-o-y at 58.86 lakh tons compared to 58.50 lakh tons in corresponding period last oil year.

RBD palmolein import scenario- RBD palmolein imports rose 7.76 percent y-o-y in September to 2.64 lakh tons from 2.45 lakh tons in September 2018. Imports in oil year 2018-19 (November 2019-September 2019) were reported higher by 30.67 percent y-o-y at 26.12 lakh tons compared to 19.99 lakh tons in corresponding period last oil year.

- On the trade front, CNF CPO (Indonesian origin) at Indian port is quoted at USD 567.5 (USD 540) per ton for Nov delivery and Dec delivery is quoted at USD 575 per ton. Last month, CNF CPO Sep average price was at 534.68 per ton (USD 533.96 per ton in Aug 2019). Values in brackets are figures of last week.

Moreover, RBD palmolein (Malaysian origin) CNF at Indian port, offered at USD 580 (USD 570) per ton for Nov delivery and Dec delivery is quoted at USD 585 per ton. Last month, CIF RBD palmolein Sep average price was USD 565.4 (USD 572.72 in Aug 2019) per ton. Values in bracket depict last month quotes.

Ready lift CPO duty paid prices quoted at Rs 573 (Rs 553) per 10 Kg and Nov delivery duty paid is offered at Rs 575 (Rs 555) per 10 kg. Ready lift RBD palmolein is quoted at Rs 655 (Rs 625) per 10 kg as on Oct 25, 2019. Values in brackets are figures of last week.

- On the parity front, margins rose during this week due to rise in prices of palm products in Indian markets. Currently refiners fetch USD 5-10/ton v/s loss of USD 0-5/ton (last month) margin in processing the imported CPO and imports of ready to use palmolein lose USD 20-25/ton v/s loss of USD 35-40/ton (last month) parity.

### **International Front**

Palm oil prices are likely to rise due to expectation of fall in end stocks of palm oil in Malaysia and Indonesia, slowdown in production of palm oil in Malaysia, rise in global palm oil demand, drought conditions in Indonesia, and rise in crude oil prices.

Palm oil stocks are expected to fall in Malaysia in Oct due to slowdown of production of palm oil and rise in exports of palm oil in Nov from the country.

Palm oil production is expected to rise in Malaysia in Oct but at a lower rate due to seasonal uptrend of production. Production will slow down due to adverse effect if haze, lower fertilizer use due to lower prices of palm oil and shift between peak production cycles.

Exports of palm oil has rose 9-10 percent in Malaysia in October due to firm demand from EU and China.

Imports of palm oil surged from EU in Oct, especially in last 10 days due to expectation of higher prices of palm oil in coming days.

Imports from China was firm in Oct due to lower import of soybean by China in Sep leading to lower supply of soy oil in the country leading to higher imports of palm oil. Further, removal of import quota by China led to higher imports by the country. Further, supply of soy oil in the country will remain low due to 41 percent fall in swine count in China leading to lower soybean imports and lower supply of soy oil supporting palm oil imports. However, US-China trade settlement will increase soybean imports by China leading to lower palm oil imports by China, which is net negative for palm oil prices.

Palm oil imports by from Malaysia was subdued from Malaysia in Oct due lower imports on higher import duty on RBD palmolein compared to CPO, higher stocks of palm oil at Indian ports and India-Malaysia dispute on Kashmir.

Indian palm oil buyers have stopped booking palm oil cargoes from Malaysia on reports that India may restrict palm oil imports from Malaysia in retaliation for its support on Kashmir issue at United Nations. Trade body SEA has asked palm oil imports not to buy palm oil from Malaysia on Kashmir issue. Further, diplomatic pressure has been built on Malaysia by India when India said to Malaysia for deep introspection on various issues regarding India. India government has said that trade should not suffer on diplomatic issue between both countries. Further trade treaty RCEP is expected to be signed between 16 countries, which includes India, and Malaysia, which will not hamper trade between both countries.

Malaysian PM has said that he will not retract from his statement on Kashmir.

Malaysia has vowed to solve the issue diplomatically if India restricts palm oil imports. Further, Malaysia has said that it will purchase more sugar and buffalo meat for concession on palm oil import restrictions.

End stocks of palm oil in Malaysia and Indonesia will fall in 2019.

Palm oil plants are faced unusual threat in production in Indonesia due to haze, which has erupted due to undue burning of forest pits in Indonesia. This has led to widespread haze in South East Asia extending to Malaysia and Singapore. This is similar to 2015 when major haze in Indonesia and Malaysia and El Nino disrupted production led to fall in stocks and rise in palm oil prices, which reached cost of production. Haze has led to international condemnation of Indonesia and Malaysia and both countries are blaming each other for the condition. This year dry conditions has prevailed in Indonesia, which has encouraged plantations to burn down forests illegally to clear it for palm plantation. However, with showers arriving in most parts of Southeast Asia, burning will stop.

Haze is prime reason of slowdown of production as fruits need oxygen to mature while dry condition in January and August in Indonesia has slowed fruit development. Further, lower fertilizer use due to low prices is also blamed for lower production of palm oil. Production rise will slow in 2020 due to above conditions. Production in Malaysia is expected to rise in 2019 and fall in 2020. However, high plant cycle may increase production in 2019.

Further, production of palm oil will fall in Indonesia due to drought conditions in the country. Production of palm oil will rise in 2019 and will only fall in 2020 when standing fruits mature and yield will be lower. Production of palm oil will rise in 2019 due to high production cycle.

Exports of palm oil in 2019-20 will increase from Malaysia and Indonesia on higher demand from India and China. India imports will rise around 4 percent to 9.7-10 MMT due to lower soybean crop in the country. Exports to China will increase in 2019 due to lower imports of soybean by the country due to contraction of swine herd

count due to deadly swine flu. Further, removal of import quota of palm oil by China will increase palm oil imports.

However, rise in global demand will outpace rise in production in Malaysia and Indonesia in rest of 2019.

Exports of palm oil from Indonesia will increase in medium term. Record use of palm oil in biodiesel in Indonesia due to higher fuel standards will lead to lower stocks of palm oil in the country. This will decrease end stocks of palm oil in the country and supporting prices.

Imports from India is expected to weaken due to lower in import parity of RBD palmolein compared to CPO, hike in import duty on imports of RBD palmolein from Malaysia compared to other destinations and higher stocks at ports will cap gains. However, firm demand ahead of festivals will support demand.

Imported ready to use palmolein demand is less than domestic refined RBD palmolein due to higher refining margins. High stocks of palm oil at Indian ports will slow imports of palm oil in coming months.

Palm oil stocks in Indonesia are rose to 3.8 MMT in August due to fall in exports from the country and rise in production of palm oil in the country. However, palm oil stocks will fall in coming months with slowdown of production, rise in exports and higher use of palm oil in biodiesel .

Production of palm oil is expected to rise 3.5 percent in Indonesia in 2019 on higher produce from maturing plantations, according to GAPKI. Any bad effect of drought will only be visible in 2020.

Depreciation of Ringgit is expected to support palm oil prices. Ringgit has depreciated around 4.20/USD. This will make exports of palm oil competitive compared to other oil and same oils with different destinations.

Malaysia intends to reduce palm oil export duty on crude palm oil from the country in an effort to decrease stocks of palm oil in the country.

Indonesia removed export levy on exports of palm products from the country due to fall in prices of palm oil and record stocks of palm oil in the country. Further, Indonesia plans to remove palm oil export duty.

Palm oil consumption in 2019 and 2020 will outstrip rise in production in both year mainly due to higher biodiesel demand from Indonesia and Malaysia, and rise in import demand from India and China.

Increasing use of biodiesel in Indonesia will reduce palm oil stocks in the country. The country has mandated 20 percent bio content in all type of gasoline use in the country and is working to increase usage to 30-100 percent in 2019-20.

Malaysia has unveiled plans to double biodiesel production in the country and increase to 20 percent bio content in gasoline, in an effort to clear stocks of palm oil in the country. Palm oil based biodiesel production will rise in Malaysia from 1.3 MMT to 1.6 MMT on higher biodiesel blending norms.

RBD Palmolein Malaysia premium has decreased over Indonesia CPO will increase demand. Export demand will rise from Malaysia due to decreasing premium of Malaysian palmolein over Indonesia CPO.

Competitive oils like RBD palmolein DALIAN and CBOT soy oil is expected to support palm oil prices.

Global crude oil prices are expected to rise on Middle East tensions. Further, expected cut on crude oil production by OPEC, sanction on Iran and rise in tension between US and Iran will support palm oil prices.

- According to cargo surveyor Societe Generale de Surveillance (SGS), Malaysia's Oct 1-25 palm oil exports fell 9.0 percent to 291,575 tons compared from 273,360 tons in corresponding period last month. Top buyers were European Union 291,575 tons (273,360 tons), China at 243,738 tons (179,770 tons), India at 148,870 tons (240,980 tons), United States at 46,100 tons (57,862 tons) and Pakistan at 40,000 tons (27,050 tons) and. Values in brackets are figures of corresponding period last month.

- According to cargo surveyor Intertek Testing Services (ITS), Malaysia's Oct 1-25 palm oil exports rose 9.7 percent to 1,213,699 tons compared to 1,105,970 tons in corresponding period last month. Top buyers were European Union 309,440 tons (221,825 tons, India & subcontinent 255,370 tons (291,630 tons) and China at 213,990 tons (203,260 tons). Values in brackets are figures of corresponding period last month.
- Malaysia has planned to cut export duty on exports of crude palm oil from 2020, according to Malaysian Finance ministry. Export duty will start from 3 percent in place of 4.5 percent when prices are between RM 2,250 (USD 538.54) to RM 2,400 per ton. Export duty will rise to 4.5 percent in prices between RM 2,401 to RM 2,550 per ton and prices will rise by 0.5 percent incrementally to maximum of 8 percent until the prices reach RM 3,450 per ton. This measure has been taken to reduce rising palm oil stocks in Malaysia and compete with Indonesia CPO in global market.
- According to Indonesia Palm Oil Association (GAPKI), exports of palm oil (CPO and PKO) from Indonesia fell 15.38 percent in August y-o-y to 2.53 MMT from 2.99 MMT in August 2018. Exports of palm oil (CPO and PKO) rose marginally m-o-m in Aug at 2.53 MMT compared to July 2019 at 2.51 MMT. Stocks of palm oil in Aug 2019 rose to 3.8 MMT from 3.51 MMT in July 2019, higher by 8.26 percent m-o-m.
- According to Malaysia Palm Oil Board (MPOB), Malaysia's September palm oil stocks rose 9.27 percent to 24.48 lakh tons compared to 22.41 lakh tons in August 2019. Production of palm oil in Sep rose 1.15 percent to 18.42 lakh tons compared to 18.22 lakh tons in Aug 2019. Exports of palm oil in Sep fell 18.77 percent to 14.10 lakh tons compared to 17.36 lakh tons in Aug 2019. Imports of palm oil in Sep rose 39.28 percent to 0.71 lakh tons compared to 0.51 lakh tons in Aug 2019. End stocks of palm oil rose more than trade expectation on lower exports.
- According to Chief Economic Minister of Indonesia, Indonesia will not charge and levies on export of palm oil until Jan 1, 2020. At present Indonesia charges USD 10-15 per ton as export levy on palm exports above reference price above USD 570 per ton and levy increase if prices exceed USD 619 per ton.
- Policy review: According to Malaysia Palm Oil Board (MPOB), Malaysia kept Oct crude palm oil export tax unchanged at 0.0 percent. Export duty of palm oil is calculated at reference price of 2145.75 ringgit per ton. Tax is calculated above 2,250 ringgit starting from 4.5 percent to a maximum of 8.5 percent.

According to Indonesia trade ministry, Indonesia kept Oct crude palm oil export duty unchanged at zero. The reference price is set at USD 575.9 per ton, lower than lower threshold for export duty below USD 570 to calculate export levy. Indonesia taxes palm oil above trigger price of USD 750 per ton. Indonesia has kept crude palm oil export duty at zero since May 2017.

**.Price Outlook:** We expect CPO Kandla 5 percent (without GST) to stay in the range of Rs 530-590 per 10 Kg in the near term.

Rapeseed oil Fundamental Review and Analysis-Domestic Front

- Mustard oil prices showed firm trend in benchmark market on firm demand and rise in prices of competing oil. Arrivals of rapeseed fell last week.
- Prices of rapeseed oil expeller featured firm trend in its benchmark market on firm demand and rise in competing oil. Demand will firm due to festive demand.  
Prices rose on rise in rapeseed prices.

Prices rose on rise in soy oil and palm oil prices.

Rapeseed oil is moving out of Rajasthan at Rs 800 per 10 kg.

There is disparity in crush of rapeseed.

NAFED has started sale of mustard procured in MY 2019-20 and it is expected that it will try to dispose all the stocks of mustard by Feb 2020. Total progressive purchase by NAFED have been 10.89 lakh tons with good stocks with traders and farmers. Total sale have been 0.87 lakh tons. So, total stock of rapeseed with NAFED stands at 10.02 lakh tons. Stock with NCDEX is 0.07 lakh tons.

Arrivals of rapeseed rose at various key markets.

Agriwatch estimated in MY 2019-20 rapeseed crop is to be 7.9 MMT, which is above last year crop of 7.1 MMT due to higher rapeseed sown area and higher yields. This will lead to lower rapeseed prices thereby adversely affecting rapeseed oil prices.

In fourth advanced estimates, government estimates Mustard seed output at 93.4 lakh tons for 2018/19 from 84.3 lakh tonnes in 2017/18.

Falling discount of soy oil prices to rapeseed kacchi ghani prices is likely to support rapeseed oil prices.

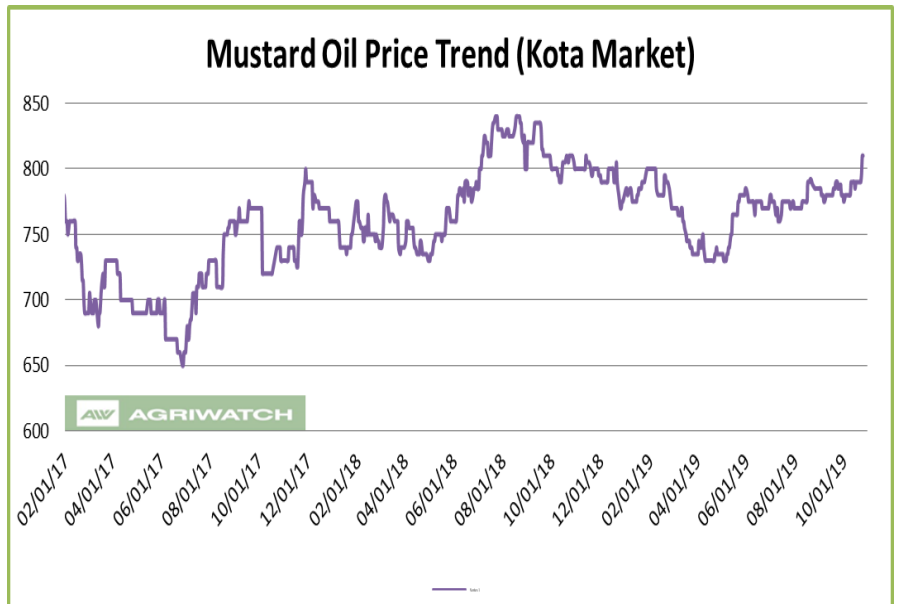
Low premium of Jaipur kacchi ghani rapeseed oil over refined soy oil in domestic market is at Rs 50 (Rs 58) per 10 Kg will support rapeseed oil prices.

Jaipur kacchi ghani rapeseed oil premium over RBD palmolein is remain at Rs 185 (Rs 203) per 10 kg will decrease rapeseed oil prices.

There was no import of canola oil in September. Imports of canola oil is weak in oil year 2018-19 (Nov 2018-September 2019) after weak oil year 2017-18 (Nov-Oct) indicating weak demand of canola oil. Hike in import duty on canola has slowed import demand. There are negligible stocks of canola oil at ports.

Kacchi Ghani and refined soy oil trading range is low, which will improve demand of rapeseed oil.

Markets are expected to trade sideways to firm tone in coming days on firm demand on festivals.





- Rapeseed oil import scenario- India imported zero rapeseed (Canola) oil in September 2019 v/s 0.12 lakh tons in September 2018. In the oil year 2018-19 (Nov 2019-September 2019) imports were 0.59 lakh tons compared to 2.41 lakh tons in last oil year, lower by 75.52 percent y-o-y.
- According to United States Department of Agriculture (USDA) September estimate, India's 2019/20 rapeseed oil import estimates have revised lower to 1.5 lakh tons from 2.0 lakh tons in its earlier estimate, lower by 33 percent. Domestic consumption have been lowered to 27.30 lakh tons from 27.80 lakh tons in its earlier estimate, lower by 1.8 percent. End stocks have been lowered to 1.44 lakh tons from 1.69 lakh tons in its earlier estimate, lower by 15.4 percent. Further, India's 2018/19 rapeseed oil import estimates have revised lower to 1.25 lakh tons from 1.5 lakh tons in its earlier estimate, lower by 16.7 percent. Domestic consumption have been unchanged at 27.30 lakh tons. End stocks have been lowered to 1.43 lakh tons from 1.68 lakh tons in its earlier estimate, lower by 14.9 percent.
- Currently, RM oil at Jaipur market, (expeller) is offered at Rs 815 (Rs 799) per 10 Kg, and at Kota market, it is offered at Rs 810 (Rs 790) per 10 kg as on Oct 25, 2019. Values in brackets are figures of last week.
- We expect RM seed oil prices to trade sideways to firm tone in the coming days.

**Price Outlook:** Rapeseed oil (without GST) prices in Kota may stay in the range of Rs 750-850 per 10 Kg.



## Sunflower oil Fundamental Review and Analysis:-

### Domestic Front

- Sunflower oil price traded sideways during the week in Chennai on firm demand.
- Prices of sunflower oil traded sideways in Chennai on firm demand. Sunflower oil price closed sideways at high seas while it fell CNF markets indicating firm demand at high seas. Demand may weakened due to rise in prices of sunflower oil.

Import demand of sunflower oil is expected to rise due to falling sunflower oil premium over palm oil and soy oil and palm oil.

Stocks of sunflower oil fall less at ports while imports fell more than fall in stocks indicating weak demand in September.

In domestic market, sunflower oil prices premium over soy oil is at Rs 60 (Rs 70 last week) per 10 kg, which indicates chance of correction of sunflower oil prices, as prices have converged at CNF markets. At present premium of sunflower oil over soy oil at CNF markets is at USD -4.0 (USD 5.5 last week) per ton.

Demand of sunflower is likely to strengthen due to falling premium over RBD palmolein.

Sunflower oil premium over RBD palmolein at CNF India is at USD 145 (USD 157.5 last week) which will increase imports.

In domestic market refined sunflower oil (Chennai) premium over RBD palmolein (Chennai) is remain at Rs 180 (Rs 205) per 10 kg which is high will underpin sunflower oil in domestic market.

In domestic market, high groundnut oil premium over sunflower oil at Chennai market is at Rs 220 (Rs 200 last week) per 10 kg will support sunflower oil prices.

There is parity in imports of sunflower oil and refining margins, which will increase import demand.

Prices of sunflower oil will be underpinned by higher stocks of sunflower oil at ports.

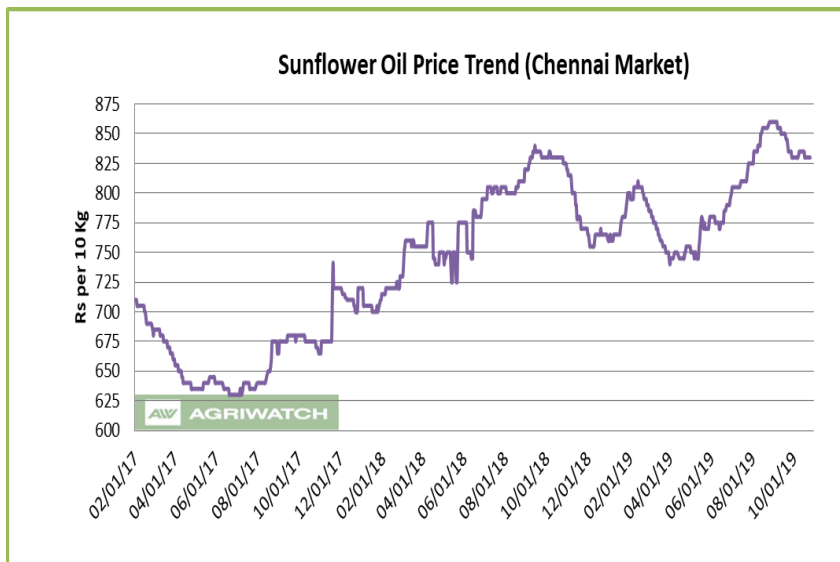
Prices may fall on seasonal downtrend of prices.

Imports of sunflower oil fell in September after rise for three month in a row and port stocks has decreased indicating destocking is taking place at ports. Restocking at ports can be seen due to parity in imports.

Firm domestic demand may support prices.

India imported one third of sunflower imported by Ukraine in 2018-19. Sunflower harvest and yield is higher than last year in current year. This is despite record sunflower crop in 2017-18. This will keep sunflower CNF prices capped in coming months.

Refiners purchase of crude sunflower oil from international markets will increase as CNF sunflower oil premium over CNF soybean oil and palm oil has fallen.



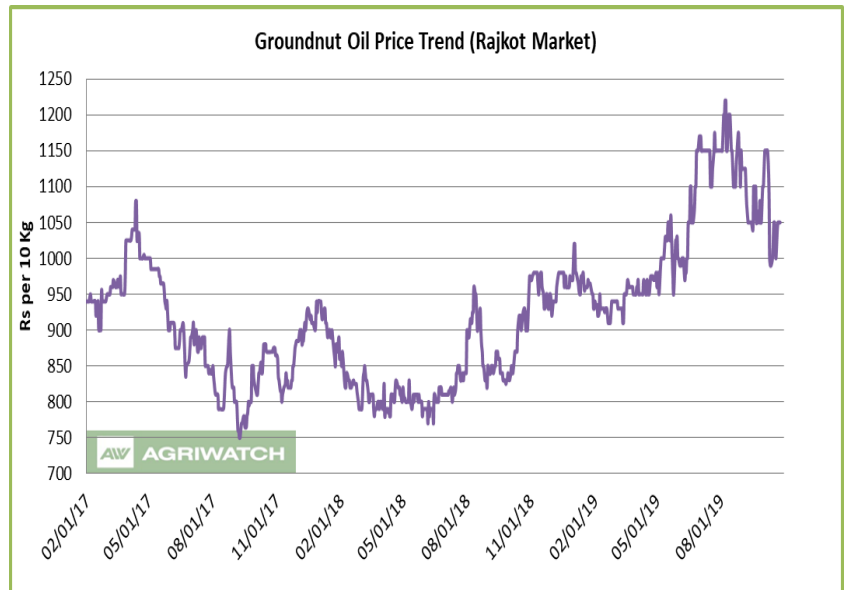
Prices of sunflower oil are expected to rise on firm demand.

- Sunflower oil imports scenario- According to Solvent Extractors Association (SEA), Sunflower oil imports fell 15.33 percent y-o-y in September to 1.27 lakh tons from 1.50 lakh tons in September 2018. Imports in oil year 2018-19 (November 2018-September 2019) were reported lower by 7.43 percent y-o-y at 21.92 lakh tons compared to 23.68 lakh tons in corresponding period last oil year.
- All India progressive sowing of sunflower oil has reached 1.12 lakh hectares as on 04.10.2019 compared to 1.17 lakh hectares in corresponding period last year. Sowing is slow in state of Karnataka on account of late rains.
- On the trade front, CIF sunflower oil prices (Ukraine origin) at West coast of India quoted at USD 730 (USD 727.5) per ton for Dec delivery and Jan/Feb delivery is quoted at USD 727.5 (USD 725) per ton. CNF sun oil (Ukraine origin) Sep monthly average was at USD 774.96 per ton compared to USD 805.24 per ton in Aug. Values in brackets are figures of last week.
- Prices are likely to stay in the range of USD 700-780 per ton in the near term. CNF Sunflower oil premium over CDSO is hovering remain at USD -4.0 (USD 5.5 last week) per ton for Dec delivery. CNF sunflower oil premium over RBD palmolein is hovering around USD 145 (USD 157.5) per ton.
- Currently, refined sunflower oil at Chennai market is offered at Rs 830 (Rs 830) per 10 Kg, and at Kandla/Mudra market, it is offered higher at Rs 825 (Rs 820) per 10 kg as on Oct 25, 2019. Values in brackets are figures of last week.
- We expect sunflower oil prices to trade sideways to firm tone in the coming days.

**Price Outlook:** Sunflower oil (without GST) prices in Chennai may stay in the range of Rs 800-860 per 10 Kg.

Groundnut oil Fundamental Review and Analysis:-  
Domestic Front

- Groundnut oil prices featured firm trend in Rajkot on account firm demand.
- Prices of groundnut oil traded higher during the week on firm demand. Demand firmed due demand ahead of festivals. Prices rose despite fall in groundnut prices indicating firm demand. Prices rose on rise in palm oil prices. Prices may fall in expectation of fall in prices of groundnut oil due to good crop of groundnut in Gujarat. Harvest



has started and crop harvested is in good condition. Yields are reported higher than median averages. Harvest pressure will buildup in November. This will keep pressure on groundnut oil prices.

Further, demand will weaken as harvest Gujarat may lead to fall in prices of groundnut leading to lower prices of groundnut oil leading to postponement of demand and underpin prices.

Rains in key growing areas in Gujarat and Karnataka has led to higher than expected crop on higher yields of groundnut crop may underpin prices.

Retail demand may improve ahead of festive demand.

Gujarat government will start procurement of groundnut from November 1 at MSP at various centers.

Supply of groundnut oil decreased due to lower supply of groundnut due to lower auction by NAFED on higher prices quoted at auctions. Groundnut auction has slowed in Gujarat.

Demand of groundnut oil may fall due to sharp rise in prices of groundnut oil.

Retail demand may decrease due to higher volatility in prices.

Prices of groundnut oil may fall due to high volatility in its prices. High volatility leads to fall in demand.

There is disparity in all quality of groundnut oil while most of the trade is in medium quality. Groundnut oil is going out of Gujarat at Rs 950-970 per 10 kg.

In South India, prices may rise on demand ahead of festivals.

Demand season of groundnut oil is over. Since the demand season is over, prices will remain moderated.

In South India groundnut, harvest has started. The planting is lower and yield will improve on standing crop as rains have been good.

NAFED sale of K-18 groundnut in Gujarat is still progressing and total progressive sale in 2018-19 is 5.64 lakh and balance quantity after sale is 1.51 lakh tons. Total stocks of groundnut of 2017-18 season with NAFED is 0.16 lakh tons and sold total 10.29 lakh tons so far. Therefore, total stock in NAFED is 1.66 lakh tons.

With start of groundnut harvesting season prices of groundnut crushing will start and will pick up pace until January after which peak demand season ends in Gujarat.

Due to lower rate of auction of groundnut due to higher prices quoted at auctions will lead to lower supply of groundnut leading to lower supply of groundnut oil thereby supporting prices.

Exports of groundnut had decreased due to rise in prices of groundnut leading to diversion of groundnut towards crushing weakening prices.

Groundnut oil prices are expected to fall on weak demand.

- All India progressive sowing of groundnut as on 04.10.2019 has reached 39.40 lakh hectares compared to 40.49 lakh hectares in corresponding period last year. Sowing is higher than corresponding period last year in Gujarat. However, sowing is lagging in Andhra Pradesh and Rajasthan.
- On the price front, currently the groundnut oil prices in Rajkot is quoted at Rs 10,500 (Rs 10,300) per quintal and it was quoted at Rs 10,400 (Rs 10,300) per quintal in Chennai market on Oct 25, 2019. Values in brackets are figures of last week.
- Groundnut oil prices are likely to trade lower in the coming days.

**Price Outlook:**

Groundnut oil (without GST) in Rajkot market is likely to trade in the price band of Rs 900-1100 per 10 Kg.

**Coconut Oil Fundamental Review and Analysis:-  
Domestic Front**

- Firm price trend was seen in its benchmark market of Kangayam on firm demand.
- Overall coconut oil prices showed firm trend during the week on firm demand. Prices of coconut oil rose on sideways movement in prices of copra indicating firm demand. Prices rose on rise in palm oil prices. Palm oil is cheap alternative in South India.

Retail demand has increased due to fall in prices of coconut oil.

In addition, demand has will strengthen on firm demand at lower prices.

Prices may fall on seasonal downtrend of prices.

Government is procuring coconut to support falling prices, may support prices in coming days. Tamil Nadu government is procuring 50 thousand tons of copra procurement.

Further, supply of copra is expected to decline due to low harvesting of coconut on monsoons and difficulty in drying of copra due to wet monsoon.

Demand from North India is weak.

Demand of domestic coconut oil is less due to higher imports of copra under advance authorization license where imports of copra are made from Indonesia and Philippines and coconut oil is exported. Therefore, domestic coconut oil exports are negligible.

In addition, coconut oil cake is imported from Indonesia, which is having 10-12 percent oil content compared to 6 percent oil content in India coconut oil cake. The oil from imported oilcake is refined, bleached, deodorized, and mixed into edible coconut oil despite it being non-edible, which makes prices of local coconut oil uncompetitive.

There has been surge in imports of desiccated coconut (DC) from Sri Lanka, which has adversely affected demand of coconut as it is used in various industrial applications and feed industry, prompting higher supply of coconut towards crushing, thereby increasing supply of coconut oil.

Stockists and retailers are not stocking, as the prices have not stabilized.

Corporate demand, which is one of the major contributors, has weakened.

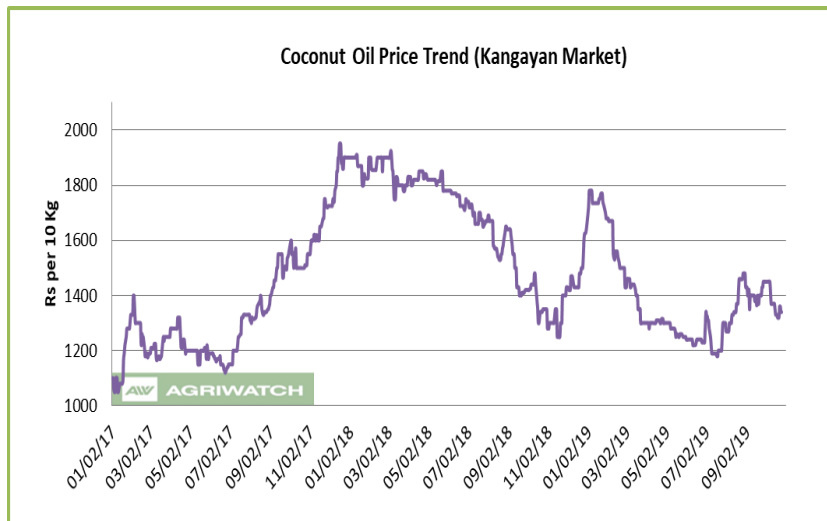
Traders and upcountry buyers are not stocking as they are not confident about prices.

Crushers have low stocks of coconut oil on despite firm demand.

Due to fall in prices of coconut oil, demand may shift to coconut oils from other oils. Fresh demand is expected at current levels.

However, price trend is biased towards downside.

Demand may firm due to low volatility in prices of coconut oil.



Consumers tend to increase demand when the prices are rising and there is low volatility in prices.

Demand of coconut oil may fall due to higher prices in second half of 2019. Household consumption will fall due to higher prices of coconut oil.

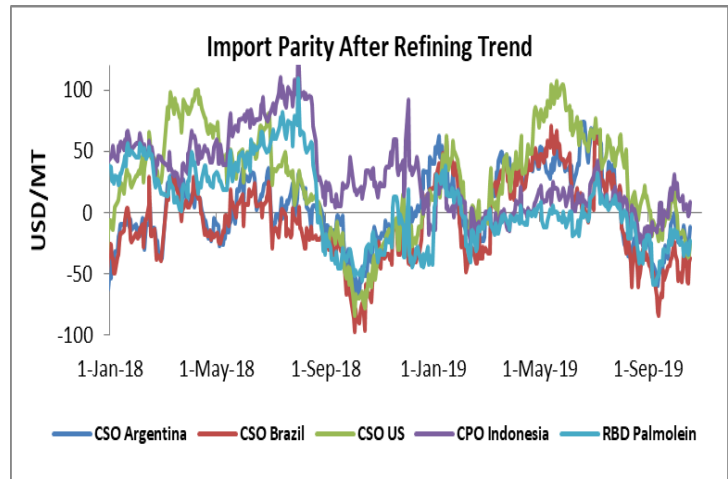
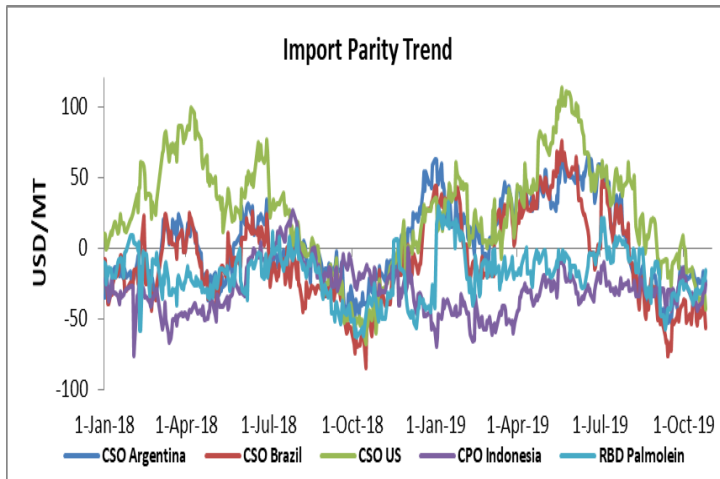
Coconut oil prices are expected to be weak in days ahead.

- On the price front, currently the coconut oil prices in Kochi is hovering remain at Rs 14,100 (Rs 14,100) per quintal, and was quoting Rs 13,400 (Rs 13,300) per quintal in Erode market on Oct 25, 2019.

**Price Outlook:** Coconut oil (without GST) prices in Erode may stay in the range of Rs 1300-1500 per 10 Kg.

### Import Parity Trend

#### Import Parity After Refining in US dollar per ton (Monthly Average)



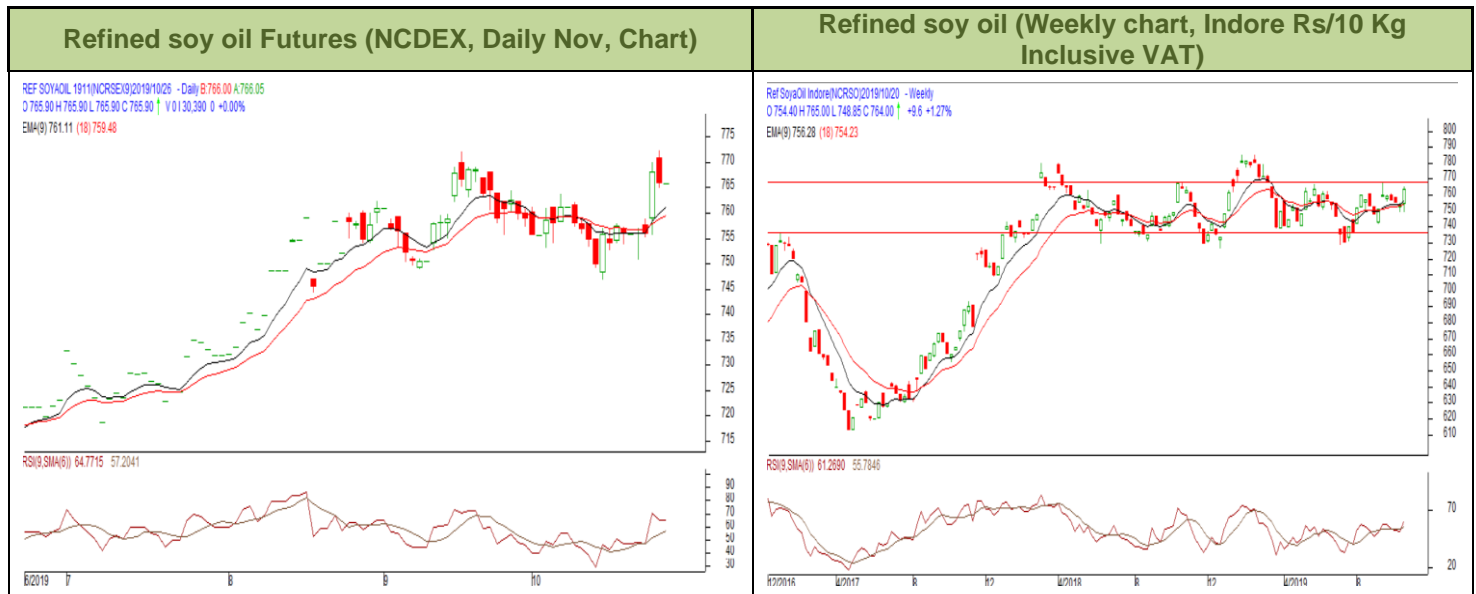
	CSO Argentina	CSO Brazil	CSO US	CPO Indonesia	RBD Palmolein
<b>Oct 5-Oct 11, 2019</b>	-17.36	-45.71	-16.04	9.07	-27.69
<b>Oct 12-Oct 18, 2019</b>	-23.12	-46.43	-31.80	2.99	-27.95
<b>Oct 19-Oct 25, 2019</b>	-19.48	-45.13	-33.47	9.32	-23.92

### Outlook:-

Import disparity for crude soy oil from Argentina decreased due to rise in prices of soy oil in Indian markets. We expect CDSO import parity to weak in medium term due to expectation of lower prices of soy oil in Indian markets.

Import of CPO is in parity will increase imports while RBD palmolein is in disparity will lead to lower imports. We expected CPO parity to fall to disparity in medium term due to rise in prices of CPO in international markets. RBD palmolein import parity will remain in disparity in medium term due to high premium of RBD palmolein over CPO at CNF markets and higher duty differential between CPO and RBD palmolein. Margins on imports of CPO is higher than parity in import of RBD palmolein.



**Technical Analysis (Refined soy oil)**


**Outlook – Refined soybean oil witnessed uptrend during the week in review and is likely to trade with a sideways to firm tone in the coming days.**

- Daily chart of refined soy oil at NCDEX depicts uptrend during the week in review. We expect prices to trade sideways to firm tone in the near term.
- Any close below 760 in weekly might take the prices below 750 levels.
- Expected price band for next week is 730-780 level in near to medium term. RSI and MACD is suggesting uptrend in the market.

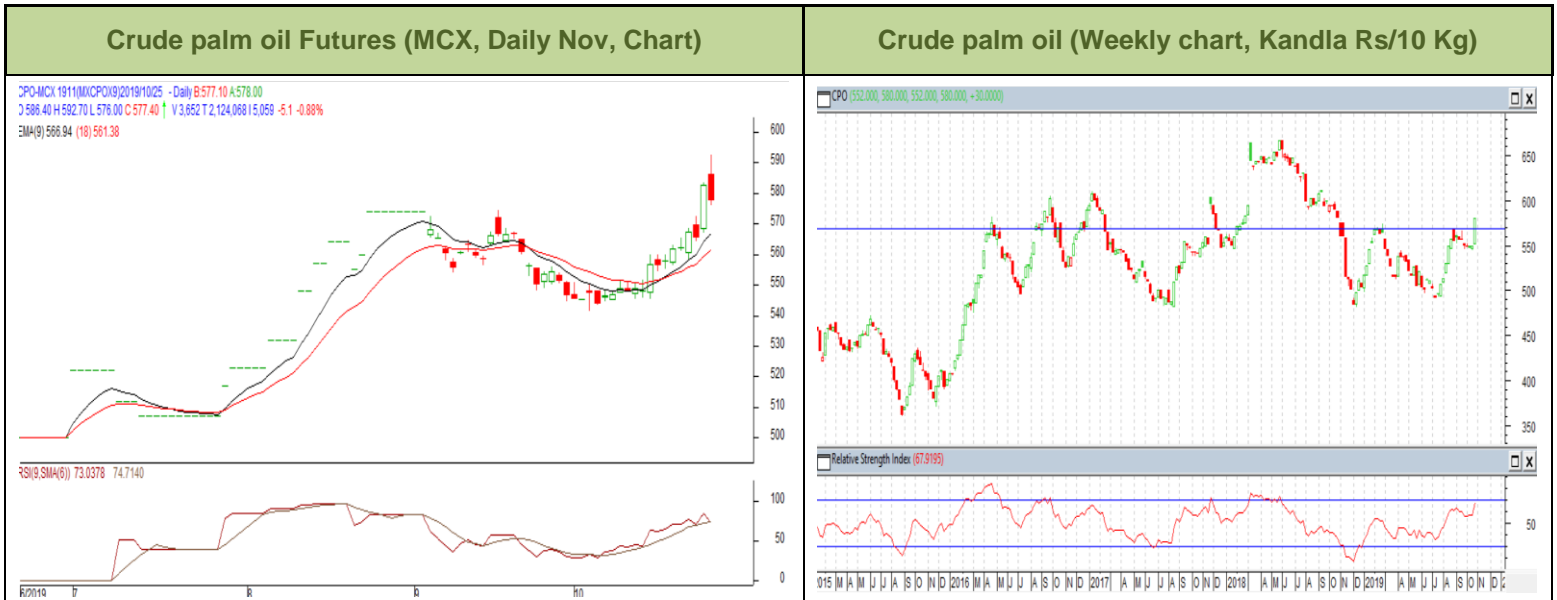
**Strategy:** Market participants are advised to go long above 760 levels for a target of 775 and 780 with a stop loss at 750 on closing basis.

**RSO NCDEX (November)**

Support and Resistance				
S2	S1	PCP	R1	R2
741.00	750.00	765.55	780.00	790.00

**Spot Market outlook:** Refined soy oil Indore (without GST) is likely to stay in the range of Rs 720-780 per 10 Kg.

### Technical Analysis (Crude Palm oil)



**Outlook -** Prices show uptrend in prices during the week. We expect that CPO Nov contract may trade sideways to firm note.

- Candlestick in weekly chart of crude palm oil at MCX depicts firm trend in the prices. We expect prices to trade with a sideways to firm note in the near term.
- Any close below 580 in weekly chart may bring the prices to 570 levels.
- Expected price band for next week is 540-620 level. RSI and MACD are suggesting uptrend in prices in the coming week.

**Strategy:** Market participants are advised to go long in CPO above 580 for a target of 595 and 600 with a stop loss at 570 on closing basis.

#### CPO MCX (November)

Support and Resistance				
S2	S1	PCP	R1	R2
560.00	570.00	583.00	590.00	600.00

**Spot Market outlook:** Crude palm oil (without GST) is likely to stay in the range of Rs 530-590 per 10 Kg.

Veg. Oil Prices at Key Spot Markets

Commodity	Centre	Prices(Per 10 Kg)		Change
		25-Oct-19	18-Oct-19	
Refined Soybean Oil	Indore	760	760	Unch
	Indore (Soy Solvent Crude)	720	720	Unch
	Mumbai	765	755	10
	Mumbai (Soy Degum)	720	710	10
	Kandla/Mundra	760	735	25
	Kandla/Mundra (Soy Degum)	715	705	10
	Kolkata	765	750	15
	Delhi	777	777	Unch
	Nagpur	Closed	765	-
	Rajkot	745	740	5
	Kota	765	755	10
	Hyderabad	Unq	0	-
	Akola	Closed	768	-
	Amrawati	Closed	768	-
	Bundi	770	760	10
	Jalna	Closed	769	-
	Solapur	Closed	765	-
	Dhule	Closed	767	-
Palm Oil*	Kandla (Crude Palm Oil)	609	578	32
	Kandla (RBD Palm oil)	651	614	37
	Kandla RBD Pamolein	693	656	37
	Kakinada (Crude Palm Oil)	599	567	32
	Kakinada RBD Pamolein	677	643	35
	Haldia Pamolein	683	654	28
	Chennai RBD Pamolein	683	656	26
	KPT (krishna patnam) Pamolein	672	646	26
	Mumbai RBD Pamolein	698	672	26
	Mangalore RBD Pamolein	688	662	26
	Tuticorin (RBD Palmolein)	697	662	36
	Delhi	695	693	2
	Rajkot	677	656	21
	Hyderabad	675	670	5
	PFAD (Kandla)	389	362	26
	Refined Palm Stearin (Kandla)	599	567	32
	Superolien (Kandla)	714	688	26
	Superolien (Mumbai)	725	693	32
* inclusive of GST				
Refined Sunflower Oil	Chennai	830	830	Unch

	Mumbai	825	825	Unch
	Mumbai(Expeller Oil)	770	770	Unch
	Kandla (Ref.)	825	820	5
	Hyderabad (Ref)	830	825	5
	Latur (Expeller Oil)	795	795	Unch
	Chellakere (Expeller Oil)	770	772	-2
	Erode (Expeller Oil)	870	855	15
Groundnut Oil	Rajkot	1050	1030	20
	Chennai	1040	1030	10
	Delhi	1100	1100	Unch
	Hyderabad *	1025	1020	5
	Mumbai	1030	1030	Unch
	Gondal	1010	1040	-30
	Jamnagar	1000	1025	-25
Rapeseed Oil/Mustard Oil	Jaipur (Expeller Oil)	815	798	17
	Jaipur (Kacchi Ghani Oil)	835	818	17
	Kota (Expeller Oil)	810	790	20
	Kota (Kacchi Ghani Oil)	825	805	20
	Neewai (Expeller Oil)	815	795	20
	Neewai (Kacchi Ghani Oil)	830	806	24
	Bharatpur (Kacchi Ghani Oil)	835	820	15
	Sri-Ganga Nagar(Exp Oil)	820	805	15
	Sri-Ganga Nagar (Kacchi Ghani Oil)	840	815	25
	Mumbai (Expeller Oil)	805	800	5
	Kolkata(Expeller Oil)	920	910	10
	New Delhi (Expeller Oil)	810	806	4
	Hapur (Expeller Oil)	880	885	-5
	Hapur (Kacchi Ghani Oil)	915	920	-5
	Agra (Kacchi Ghani Oil)	840	825	15
Refined Cottonseed Oil	Rajkot	790	810	-20
	Hyderabad	Unq	0	-
	Mumbai	820	815	5
	New Delhi	760	755	5
Coconut Oil	Kangayan (Crude)	1340	1330	10
	Cochin	1410	1410	Unch
Sesame Oil	New Delhi	1450	1480	-30
	Mumbai	Unq	0	-

Kardi	Mumbai	880	880	Unch
Rice Bran Oil (40%)	New Delhi	606	602	4
Rice Bran Oil (4%)	Punjab	620	620	Unch
Malaysia Palmolein USD/MT	FOB	575	540	35
	CNF India	590	565	25
Indonesia CPO USD/MT	FOB	543	515	28
	CNF India	580	535	45
RBD Palm oil (Malaysia Origin USD/MT)	FOB	573	535	38
RBD Palm Stearin (Malaysia Origin USD/MT)	FOB	570	535	35
RBD Palm Kernel Oil (Malaysia Origin USD/MT)	FOB	735	660	75
Palm Fatty Acid Distillate (Malaysia Origin USD/MT)	FOB	460	435	25
Crude palm Kernel Oil India (USD/MT)	CNF India	Unq	650	-
Ukraine Origin CSFO USD/MT Kandla	CIF	735	745	-10
Rapeseed Oil Rotterdam Euro/MT	FOB	790	812	-22
Argentina FOB (\$/MT)		24-Oct-19	17-Oct-19	Change
Crude Soybean Oil Ship		678	660	18
Refined Soy Oil (Bulk) Ship		702	683	19
Sunflower Oil Ship		670	670	Unch
Cottonseed Oil Ship		658	640	18
Refined Linseed Oil (Bulk) Ship		Unq	0	-
* indicates including GST				

\*\*\*\*\*

#### Disclaimer

The information and opinions contained in the document have been compiled from sources believed to be reliable. The company does not warrant its accuracy, completeness and correctness. Use of data and information contained in this report is at your own risk. This document is not, and should not be construed as, an offer to sell or solicitation to buy any commodities. This document may not be reproduced, distributed or published, in whole or in part, by any recipient hereof for any purpose without prior permission from the Company. IASL and its affiliates and/or their officers, directors and employees may have positions in any commodities mentioned in this document (or in any related investment) and may from time to time add to or dispose of any such commodities (or investment). Please see the detailed disclaimer at <http://www.agriwatch.com/disclaimer.php> 2019 Indian Agribusiness Systems Ltd.