

Veg. Oil Weekly Research Report

Contents

- ❖ Executive Summary
- ❖ Recommendations
- ❖ International Veg. Oil Market Summary
- ❖ Domestic Market Fundamentals
- ❖ Technical Analysis (Spot Market)
- ❖ Technical Analysis (Futures Market)
- ❖ Veg. Oil Prices at Key Spot Markets

Executive Summary

Domestic Veg. Oil Market Summary

Edible oil prices featured down trend during this week in domestic market. CBOT soy oil and BMD palm oil prices quoted down trend during the week. Soy oil, Palm oil, Sunflower oil and Coconut oil showed decline in price movements in previous week. While, mustard oil prices saw rising trend and groundnut oil traded sideways.

On the currency front, Indian rupee is hovering near 74.18 against 74.21 previous weeks. Rupee expected to depreciate while crude oil prices expected to rise.

We expect Palm oil and Soy oil to trade sideways trend on strong fundamentals.

Outlook:

Weekly Call -: In NCDEX, Market participants are advised to go long above 1200 levels for a target of 1245 and 1275 with a stop loss at 1170 on closing basis. We expect Refined soy oil Indore (without GST) is likely to stay in the range of Rs 1250-1380 per 10 Kg.

In MCX, Market participants are advised to go long in CPO above 1030 for a target of 1050 and 1065 with a stop loss at 1015 on closing basis. We expect, Crude palm oil (without GST) is likely to stay in the range of Rs 1080-1180 per 10 Kg.

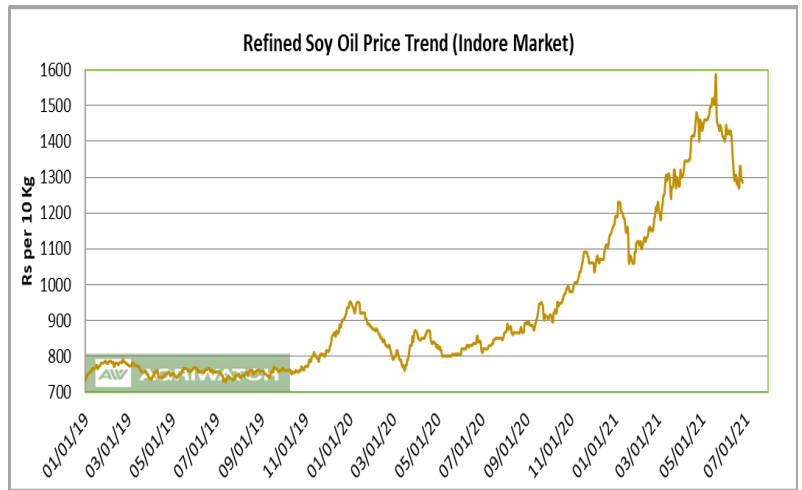
International Veg. Oil Market Summary

On the international front, US Soy stock, Biodiesel demand, weather condition in US and rise in crude oil prices will underpin soy oil prices in coming days.

Rise in competing oil prices, demand from China and India and rise in production of crude oil are all likely to underpin CPO prices in near term.

Soy oil Fundamental Analysis and Outlook:-
Domestic Front

- Soy oil featured downward trend in domestic markets for the week in review following international CBOT soy oil prices.
- U.S Soy oil futures declined as US administration ruled the decision in favor of oil refiners from mandates requiring the blending of biofuels including soy-based biodiesel.
- Soybean current kharif sowing is down by nearly 35 to 40 LH as there is lack of certified seeds available in market.
- IMD predicted that rains in MP will be delayed by days thus affecting the sowing progression in MP state.
- Wet weather in US is now correcting the prices on expectation in improving conditions of crop.
- Low water level in Parana River has lower the exports from Brazil and Argentina. The concern deepens as the Brazil faces drought condition and is reluctant to release water like last year.
- According to Solvent Extractors Association (SEA), India's May edible oil imports rose 29.43 percent y-o- y to 12.13 lakh tons from 7.20 lakh tons in May 2020. Palm oil imports in May rose 98.71 percent y-o-y to 7.69 lakh tons from 3.87 lakh tons in May 2020. CPO imports rose 109.72 percent in May y-o-y to 7.55 lakh tons from 3.60 lakh tons in May 2020. RBD palmolein import 0.02 lakh tons in May vs. 0.32 lakh tons in May 2020. Soy oil imports rose 43.54 percent in May y-o-y to 2.67 lakh tons from 1.86 lakh tons in May 2020. Sunflower oil imports rose 31.57 percent y-o-y in May to 1.75 lakh tons from 1.33 lakh tons in May 2020. Rapeseed (canola) oil stood at 0 imports in May same as in May 2020.
- According to Solvent Extractors Association (SEA), India's June edible oil stocks at ports and pipelines rose 8.35 percent m-o-m to 19.60 lakh tons from 18.09 lakh tons in May 2021. Stocks of edible oil at ports in June estimated at 570,000 tons (CPO 285,000 tons, RBD Palmolein 1,000, Degummed Soybean Oil 125,000 tons and Crude Sunflower Oil 160,000) and about 1,390,000 tons in pipelines. (Stocks at ports were 491,000 tons and in pipelines were 1,318,000 tons, in May 2021). India is presently holding 23 days of edible oil requirement on 1st June, 2021 at 18.09 lakh tons compared to 22 days of requirements of 18.09 lakh tons on 1st May 2021. India held 9.45 lakh tons of stocks in ports and pipelines on 1st June 2020. India's monthly edible oil requirement is 26.0 lakh tons.



- Soy oil import scenario – According to SEA, Soy oil imports rose 43.54 percent in May y-o-y to 2.67 lakh tons from 1.86 lakh tons in May 2020. For the current oil year 2020-21 (Nov 2020 -October 2021), soy oil for period of Nov.20- May'21 saw rise in imports to 16.44 lakh tons compared to 15.79 lakh tons in corresponding period last oil year, higher by 4.10 percent compared to corresponding period last oil year.
- Imported crude soy oil CNF at West coast port offered at USD 1206 (USD 1253) per ton for June delivery, Jul delivery quoted at USD 1206 (USD 1242) per ton and Jul delivery quoted at USD 1230 (USD 1254) per ton. Values in brackets are figures of last week. Last month, CNF CDSO May average price was USD 1398.4 (USD 1285.36 per ton in April 2021) per ton. Soy refined (Indore) quoted at Rs 1360 (Rs 1410 last week) per 10 kg.
- On the parity front, margins fell slightly during the week after sideways trend in prices of soy oil in international markets. We expect margins to improve in coming days.

International Front

- Soy oil prices are supported by low US supply, high biodiesel demand and dry weather in US. US Soy crush touched highest in previous month over demand for biodiesel oil. Dry weather in US is concerning at sowing stage of soybean crop and has thus prices rallied. Argentina has recently lowered their discount over CBOT, supporting the soy prices.
- CONAB has raised Brazil's 2020/21 soybean crop estimate to 135.54 million tonnes vs 135.131 million tonnes in March forecast and 124.845 million tonnes in 2019/20.
- Brazil's soybean exports is estimated to reach to 16.1 million tonnes in March vs 16.4 million tonnes forecast in previous week – ANEC
- According to the data released by NOPA, US crushed 178 million bushels of soybeans in March21, second consecutive month of reduction also slightly less than expected. The soybean processing was down from 181.4 million bushels in March 2020 but up from 155.2 million bushels in March 2020.

Price Outlook: We expect refined soy oil (without GST) at Indore to stay in the range of Rs 1250-1380 per 10 Kg in the near term.

Palm oil Fundamental Analysis and Outlook :-

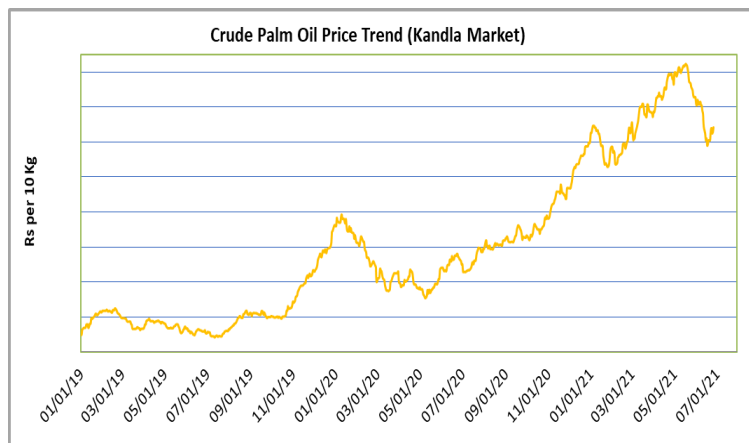
Domestic Front

- Crude palm oil (CPO) showed rising trend at its benchmark market at Kandla as its has high discounted over competing oils.

Malaysia and Indonesia have entered in high palm producing months and high production has lowered its prices. Currently CPO Futures are trading high as demand is getting firm on back of relaxation in restriction norms. BMD International was down traded on expectation

of demand destruction from India due to lockdown and Restriction in various states in India.

Malaysia's production rose for May month with rise in end stock with 6.01 percent fall in export of CPO.



- Prices of CPO raised more on high seas and were reflected on CNF markets compared to last week indicating good demand at high seas.
- CDSO CNF premium over CPO CNF and CDSO soy oil high seas over CPO high seas is high, may result in rise in CPO demand and imports. CPO discount over sunflower oil at CNF and domestic markets is high and may increase its demand and imports.
- According to Solvent Extractors Association (SEA), India's May edible oil imports rose 29.43 percent y-o-y to 12.13 lakh tons from 7.20 lakh tons in May 2020. Palm oil imports in May rose 98.71 percent y-o-y to 7.69 lakh tons from 3.87 lakh tons in May 2020. CPO imports rose 109.72 percent in May y-o-y to 7.55 lakh tons from 3.60 lakh tons in May 2020. RBD palmolein import 0.02 lakh tons in May vs. 0.32 lakh tons in May 2020. Soy oil imports rose 43.54 percent in May y-o-y to 2.67 lakh tons from 1.86 lakh tons in May 2020. Sunflower oil imports rose 31.57 percent y-o-y in May to 1.75 lakh tons from 1.33 lakh tons in May 2020. Rapeseed (canola) oil stood at 0 imports in May same as in May 2020.
- According to Solvent Extractors Association (SEA), India's June edible oil stocks at ports and pipelines rose 8.35 percent m-o-m to 19.60 lakh tons from 18.09 lakh tons in May 2021. Stocks of edible oil at ports in June estimated at 570,000 tons (CPO 285,000 tons, RBD Palmolein 1,000, Degummed Soybean Oil 125,000 tons and Crude Sunflower Oil 160,000) and about 1,390,000 tons in pipelines. (Stocks at ports were 491,000 tons and in pipelines were 1,318,000 tons, in May 2021). India is presently holding 23 days of edible oil requirement on 1st June, 2021 at 18.09 lakh tons compared to 22 days of requirements of 18.09 lakh tons on 1st May 2021. India held 9.45 lakh tons of stocks in ports and pipelines on 1st June 2020. India's monthly edible oil requirement is 26.0 lakh tons.

- Palm oil import scenario – According to Solvent Extractors Association (SEA), Palm oil imports in May rose 98.71 percent y-o-y to 7.69 lakh tons from 3.87 lakh tons in May 2020. For the current oil year 2020-21 (Nov 2020 -October 2021), Palm oil for period of Nov.20- May'21 saw rise in imports to 45.61 lakh tons compared to 36.71 lakh tons in corresponding period last oil year, higher by 24.27 percent compared to corresponding period last oil year.
- Crude Palm oil import scenario- According to Solvent Extractors Association (SEA), CPO Imports rose 109.72 percent y-o-y in May 2021 to 7.55 lakh tons from 3.60 lakh tons in May 2020. For the current oil year 2020-21 (Nov 2020 -October 2021), Crude palm oil for period of Nov.20- May'21 saw rise in imports to 44.41 lakh tons compared to 31.88 lakh tons in corresponding period last oil year, higher by 39.30 percent compared to corresponding period last oil year.
- RBD palmolein import scenario- RBD palmolein Imports fell to 0.02 lakh tons in May 2021 compared to 0.32 lakh tons in May 2020. For the current oil year 2020-21 (Nov 2020 -October 2021), soy oil for period of Nov.20- May'21 saw fall in imports to 0.26 lakh tons compared to 4.01 lakh tons in corresponding period last oil year.
- On the trade front, CNF CPO (Indonesian origin) at Indian port is quoted at USD 1100 (USD 1170) per ton for Jun delivery and Jul delivery is quoted at USD 1060 (USD 1132) per ton. Last month, CNF CPO May average price is at 1267.32 per ton (USD 1175.72 per ton in April 2021). Values in brackets are figures of last week. Moreover, RBD palmolein (Malaysian origin) CNF at Indian port, offered at USD 1030 (USD 1100) per ton for Jun delivery and Jul delivery is quoted at USD 1060 (USD 1132) per ton. Last month, CIF RBD palmolein April average price is USD 1212.48 (USD 1164.72 in April 2021) per ton. Values in bracket depict last month quotes. Ready lift CPO duty paid prices quoted at Rs 1094 (Rs 1156) per 10 Kg and Jun delivery duty paid is offered at Rs 1099 (Rs 1154 per 10 kg). Ready lift RBD palmolein is quoted at Rs 1215 (Rs 1350) per 10 kg as on Jun 11, 2021. Values in brackets are figures of last week.
- On the parity front, margins fell during this week with up trend in prices of palm oil in India markets.

International Front

Palm oil prices traded down following decline in rival soy oil. Further, high production of palm in Malaysia and Indonesia and expectation of low demand from India due to lockdown lowered the palm oil prices.

Competing oil prices like soy oil and sunflower oil prices rose last week underpinning palm oil prices. More rise in competing oils prices can be seen in coming weeks.

Palm oil exports in Malaysia is expected to rise due to firm buying by importing countries especially India and China.

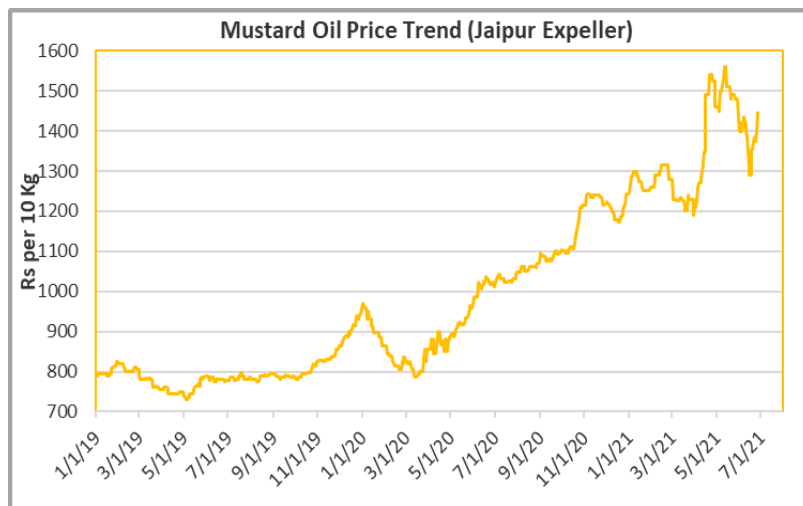
- According to cargo surveyor Intertek Testing Services (ITS), Malaysia's June 1-20 palm oil exports fell 0.81 percent to 945,745 tons compared to 953,474 tons last month for same period.

- According to Amspec, Malaysia's June 1-20 palm oil exports fell 1.75 percent to 937,135 tons compared to 953,860 tons last month for same period.
- According to Malaysia Palm Oil Board (MPOB), Malaysia's May Crude palm oil stocks rose 7.15 percent to 8.41 lakh tons compared to 7.85 lakh tons in April 2021. Production of palm oil in May rose 2.84 percent to 15.71 lakh tons compared to 15.28 lakh tons in April 2021. Exports of palm oil in May fell 6.01 percent to 12.65 lakh tons compared to 13.46 lakh tons in April 2021. Imports of palm oil in May fell to 0 tons compared to 8,046 tons in April 2021. End stocks of palm oil rose compared to trade expectation of rise in stocks. Rise in stocks was mainly due to higher production.
- According to cargo surveyor Intertek Testing Services (ITS), Malaysia's May 1-20 palm oil exports rose 17.14 percent to 953,474 tons compared to 813,946 tons last month for same period.
- According to Amspec, Malaysia's May 1-20 palm oil exports rose 16.19 percent to 953,860 tons compared to 820,946 tons last month for same period.
- According to Malaysia Palm Oil Board (MPOB), Malaysia's April palm oil stocks rose 5.80 percent to 7.85 lakh tons compared to 7.42 lakh tons in March 2021. Production of palm oil in April rose 6.98 percent to 15.22 lakh tons compared to 14.23 lakh tons in March 2021. Exports of palm oil in April rose 12.62 percent to 13.38 lakh tons compared to 11.88 lakh tons in March 2021. Imports of palm oil in April rose 64.13 percent to 8,046 tons compared to 4,903 tons in March 2021. End stocks of palm oil rose compared to trade expectation of rise in stocks. Rise in stocks was mainly due to higher production.
- According to cargo surveyor Intertek Testing Services (ITS), Malaysia's April palm oil exports rose 10.1 percent to 1,397,916 tons compared to 1,270,058 tons last month.
- According to cargo surveyor Societe Generale de Surveillance (SGS), Malaysia's April palm oil exports rose 13.4 percent to 1,413,094 tons compared to 1,245,567 tons in March.
- According to Malaysia Palm Oil Board (MPOB), Malaysia's March palm oil stocks rose 10.72 percent to 14.45 lakh tons compared to 13.06 lakh tons in February 2021. Production of palm oil in March rose 28.43 percent to 14.23 lakh tons compared to 11.08 lakh tons in February 2021. Exports of palm oil in March rose 31.83 percent to 11.82 lakh tons compared to 8.96 lakh tons in February 2021. Imports of palm oil in March rose 57.26 percent to 1.37 lakh tons compared to 0.87 lakh tons in February 2021. End stocks of palm oil rose compared to trade expectation of rise in stocks. Rise in stocks was mainly due to higher production.

Price Outlook: We expect CPO Kandla 5 percent (without GST) to stay in the range of Rs 1080-1180 per 10 Kg in the near term.

Rapeseed oil Fundamental Review and Analysis- Domestic Front

- Mustard oil prices showed rising trend in benchmark market as ban on blending in mustard oil has supported the price.
- The arrivals of mustard seeds in market have fell and over 60 percent mustard seeds have been already crushed.
- Slow arrival of mustard seed will support the market price.
- Ban on blending in mustard oil is effective from June 8 and FSSAI has asked states to further check in their respective states to prohibit the same.
- Mustard oil consumption has risen compared to last year due to immunity boosting properties leading to high demand.
- The Government estimation of mustard crop is high at 10.4 MT while the Agriwatch estimate is around 8 MT. The COOIT has estimated mustard production at 8.90 MT.
Premium of Jaipur kacchi ghani rapeseed oil over refined soy oil in domestic market is at Rs 185 per 10 Kg compared to Rs 155 per 10 Kg last week.
Jaipur kacchi ghani rapeseed oil premium over RBD palmolein is at Rs 335 per 10 kg compared to Rs 320 per 10 Kg last week. The premium of Mustard oil rose compared to last week on arrival of new crop.
- Rapeseed oil import scenario- India imported 0.00 lakh tons rapeseed (Canola) oil in April 2021 same as in April 2020. In the oil year 2019-20 (Nov 2019-October 2020) imports 0.55 lakh tons compared to 0.59 lakh tons in last oil year, down 6.77 percent y-o-y.
- Currently, RM oil at Jaipur market, (expeller) is offered at Rs 1,455 (Rs 1,355) per 10 Kg, and at Kota market, it is offered at Rs 1,420 (Rs 1,350) per 10 kg as on June 26, 2021. Values in brackets are figures of last week.
- We expect RM seed oil prices to trade up in the coming days.



Price Outlook: Rapeseed Expeller oil (without GST) prices in Jaipur may stay in the range of Rs 1400-1520 per 10 Kg.

Sunflower oil Fundamental Review and Analysis:-

Domestic Front

- Sunflower oil price closed on up trend during the week in review in Chennai as it has discounts over groundnut oil.

Sunflower oil premium over competing oils lowered over the previous weeks may support its demand. Similarly, Sunflower oil international markets also corrected after hiked prices.

Sunflower seed acreage may see rise in current year as demand for sun oil is good from domestic consumers.

Ukraine's May month sunflower oil production lowered by 15 percent to 2.94 LT, will support the prices.

Earlier in the year, Ukraine's economy ministry said that sunflower seed production could lower by 8.5% to 14 MT from 15.3 MT due to drought; this will affect the sunflower oil prices in international market as the import demand is increasing.

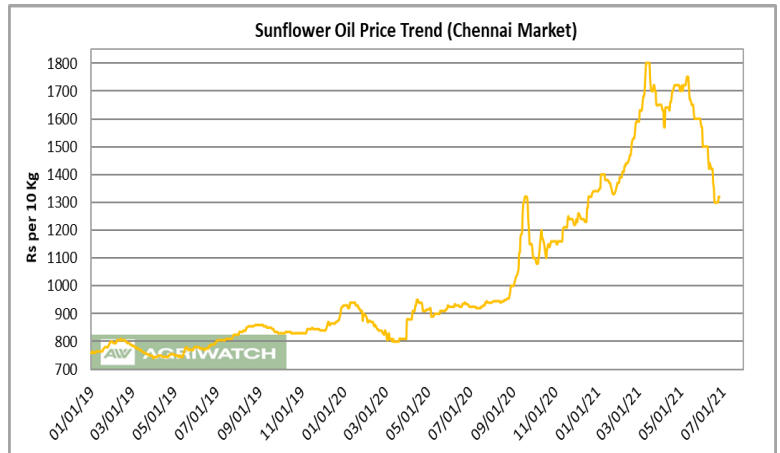
In domestic market, sunflower oil prices premium over soy oil is at Rs 350 (Rs 350 last week) per 10 kg, At present premium of sunflower oil over soy oil at CNF markets is at USD 337 (USD 337 last week) per ton which indicates that sunflower oil prices is diverging with soy oil at domestic markets and CNF markets and the premium is still high.

High sunflower oil premium over CPO at CNF India is at USD 495 (USD 530 last week) which will affect imports.

In domestic market, refined sunflower oil (Chennai) premium over RBD palmolein (Kandla) is at Rs 435 (Rs 470) per 10 kg which is high will cap sunflower oil in domestic market.

In domestic market, Sunflower oil (Chennai) premium over Groundnut oil at Chennai market is at Rs 125 (Rs 100 last week) per 10 kg will lower sunflower oil prices.

Prices of sunflower oil expected to trade sideways as international prices are also declining.



- Sunflower oil imports scenario- According to Solvent Extractors Association (SEA), Sunflower oil imports rose 19.03 percent y-o-y in April 2021 to 1.84 lakh tons from 2.26 lakh tons in April 2020. Imports in oil year 2019-20 (November 2019-October 2020) were reported higher by 7.14 percent y-o-y at 25.18 lakh tons compared to 23.50 lakh tons in last oil year.
- On the trade front, CIF sunflower oil prices (Ukraine origin) at West coast of India quoted at USD 1370 (USD 1480 per ton for Jun delivery and July delivery quoted at USD 1380 (USD 1490) per ton. CNF sun oil (Ukraine

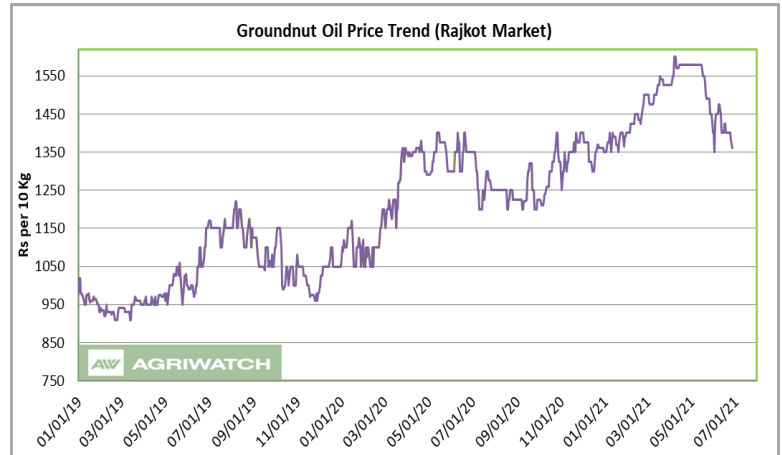
origin) May monthly average was at USD 1624.2 per ton compared to USD 1614.2 per ton in April). Prices are likely to stay in the range of USD 1300-1400 per ton in the near term. Values in brackets are figures of last week.

- Currently, refined sunflower oil at Chennai market is Rs 1,320 (Rs 1,300) per 10 Kg, and at Kandla/Mudra market, it is offered higher at Rs 1410 (Rs 1350) per 10 kg as on June 26, 2021. Values in brackets are figures of last week.
- We expect sunflower oil prices to trade sideways in the coming days.

Price Outlook: Sunflower oil (without GST) prices in Chennai may stay in the range of Rs 1280-1380 per 10 Kg.

Groundnut oil Fundamental Review and Analysis:-**Domestic Front**

- Groundnut oil market prices showed declining movement in price in various markets due to slow demand from domestic consumers amid hiked prices.
- The expectation of rise in groundnut acreage will lower the oil prices.
- Groundnut oil have premium over sunflower oil and its premium over soy oil has lowered to Rs. 75 from Rs. 110 compared to last week.



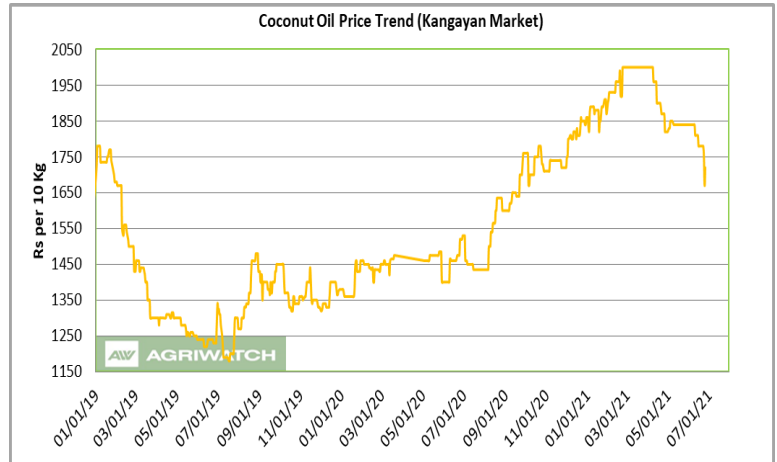
- Groundnut oil exports scenario- India exported 31,041.03 tons Groundnut oil in February 2021 v/s 7,609.12 tons export in February 2020. In the Financial year 2020-21 (April 2020 - February 2021) rose to 213,448.21 tons in Apr-Jan 2020, from 35,629.51 tons in corresponding period last year. It was mainly exported to China at 30,900.77 tons.
- On the price front, currently the groundnut oil prices in Rajkot is Rs 13,600 (Rs 14,000) per quintal and it was Rs 13,600 (Rs 13,700) per quintal in Chennai market on June 26, 2021. Values in brackets are figures of last week.
- Groundnut oil prices are likely to trade sideways in the coming days.

Price Outlook:

Groundnut oil (without GST) in Rajkot market is likely to trade in the price band of Rs 1300-1450 per 10 Kg

Coconut Oil Fundamental Review and Analysis:-
Domestic Front

- Coconut oil benchmark market of Kangayan showed down trend as copra prices are also declining as coconut has entered in high production months.
- The prices corrected as competing oil's prices declined as government takes steps to control hiked prices of edible oils.
- The inflation in edible oil has lowered the consumer demand and purchasing power capacity, thus, prices have corrected sharply.



Demand of coconut oil in home consumption is down amid skyrocketed price which led to substitution to cheaper oils.

Demand of coconut oil in Cosmetic Industry are getting back to normal as lockdown restrictions are relaxed in various states.

Millers operating capacity is improving due to improving demand in food and industrial segment and branded segment. Demand of coconut oil is firm, as competing oil prices are rising are competing for shares in market. The demand is firm and prices of branded coconut oils and legal blended coconut oils are also increasing. Big companies are procuring coconuts from Tamil Nadu also where the prices are high.

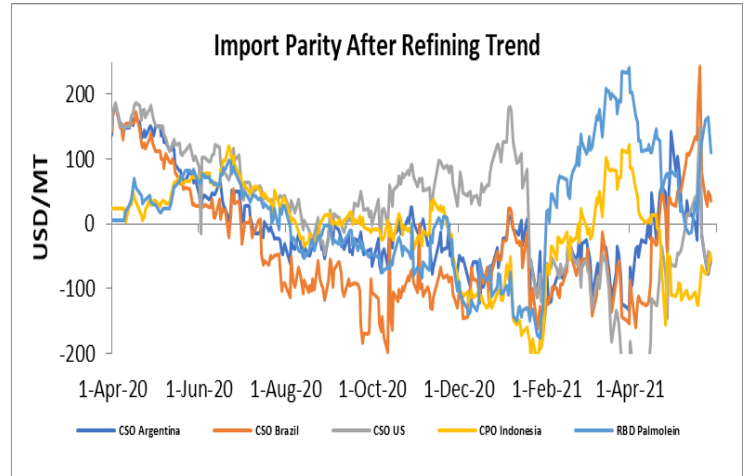
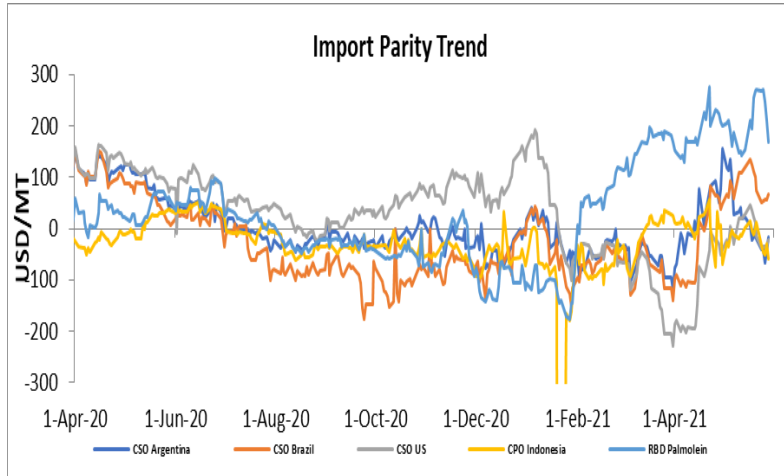
Coconut oil prices are expected to be firm in days ahead.

- Coconut oil exports scenario- India exported 988.94 tons Coconut oil in February 2021 v/s 882.08 tons export in February 2020. In the Financial year 2020-21 (April 2020- February 2021) exports were 11,415.11 tons compared to 7,356.65 tons in last oil year, up 56.32 percent y-o-y.
- On the price front, currently the coconut oil prices in Kochi is hovering remain at Rs 17,300 (Rs 17,600) per quintal, and was quoted at 17,200 (Rs 17,800) per quintal in Erode market on June 26, 2021.

Price Outlook: Coconut oil (without GST) prices in Erode may stay in the range of Rs 1620-1750 per 10 Kg.

Import Parity Trend

Import Parity After Refining in US dollar per ton (Weekly Average)



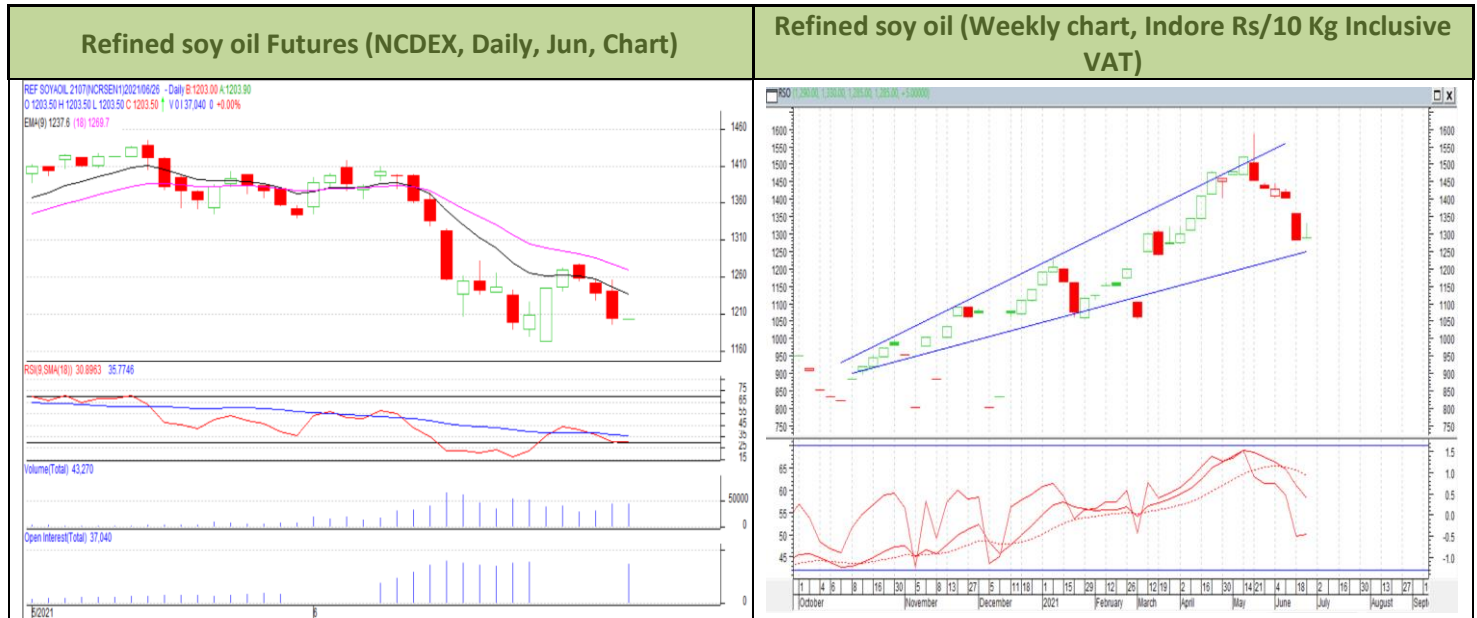
	CSO Argentina	CSO Brazil	CSO US	CPO Indonesia	RBD Palmolein
June 7-June 13, 2021	15.30	111.76	18.26	-108.54	-1.80
June 14-June 20, 2021	38.29	159.45	65.95	-102.86	74.16
June 21-June 27, 2021	-64.07	38.95	-54.54	-65.22	144.85

Outlook-:

Refining margins parity turned to disparity for crude soy oil from Argentina as US stocks are low along with low trend in prices of soy oil in international markets. We expect soy oil refining margin to achieve parity in medium term due to expectation of firm prices of soy oil in Indian markets.

Refining margin disparity fell for CPO with downwards sentiments in domestic prices. RBD palmolein refining margin parity rose with firm prices in international bench market. We expected CPO to achieve parity in medium term.

Technical Analysis (Refined soy oil)



Outlook – Refined soybean oil witnessed downward trend during the week in review and is likely to trade sideways in the coming days.

- Daily chart of refined soy oil at NCDEX depicts sideways trend during the upcoming week in review. We expect prices to trade up in the near term.
- Prices may hover between 1250-1380 levels.
- Expected price band for next week is 1180-1250 level in near to medium term. RSI and MACD are in neutral zone.

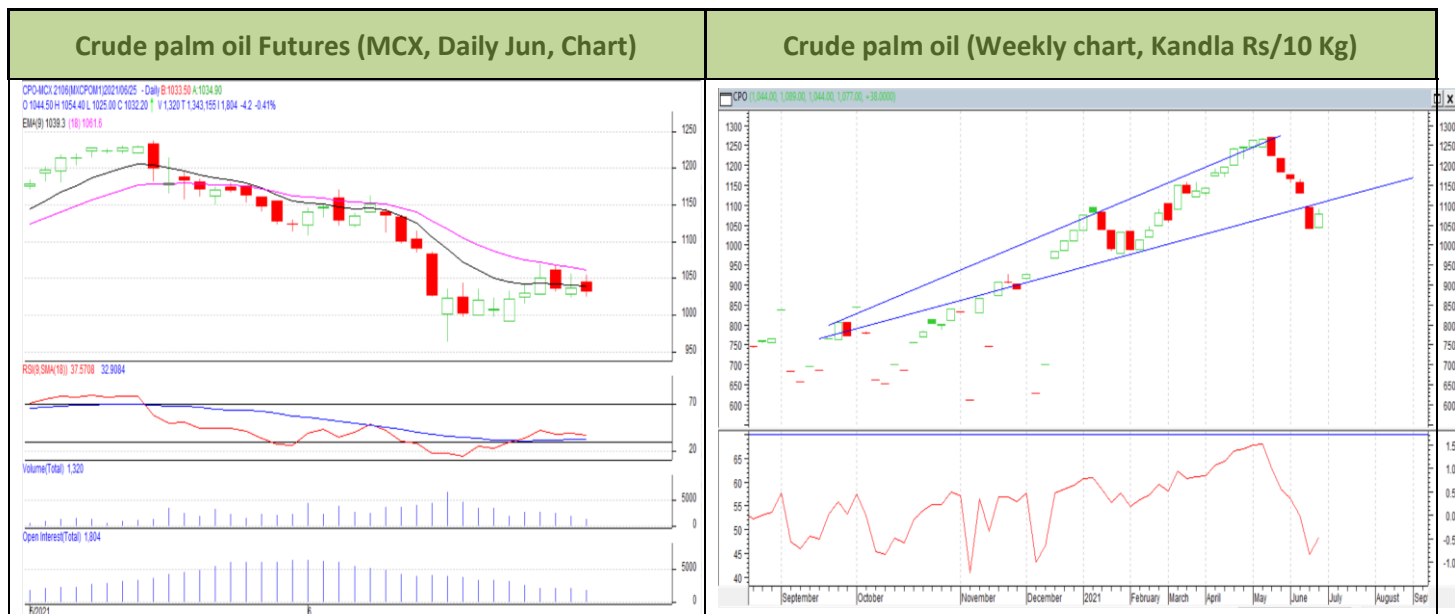
Strategy: Market participants are advised to go long in RSO above 1200 for a target of 1245 and 1275 with a stop loss at 1170 on closing basis.

RSO NCDEX (Jun)

Support and Resistance				
S2	S1	PCP	R1	R2
1120.13	1164.07	1203.50	1325.73	1369.67

Spot Market outlook: Refined soy oil Indore (without GST) is likely to stay in the range of Rs 1250-1380 per 10 Kg.

Technical Analysis (Crude Palm oil)



Outlook – Kandla Daily CPO spot prices showed rising trend in prices during the week. We expect that CPO Jun contract to trade sideways.

- Candlestick in weekly chart of crude palm oil at MCX depicts rising trend in the prices. We expect the commodity to trade sideways in the near term.
- Price may range from Rs 1080-1180.
- Expected price band for next week is 1030-1080 level. RSI and MACD are in neutral zone.

Strategy: Market participants are advised to go long in CPO above 1030 for a target of 1050 and 1065 with a stop loss at 1015 on closing basis.

CPO MCX (Jun)

Support and Resistance				
S2	S1	PCP	R1	R2
984.93	1008.57	1032.20	1062.87	1093.53

Spot Market outlook: Crude palm oil (without GST) is likely to stay in the range of Rs 1080-1180 per 10 Kg.

Veg. Oil Prices at Key Spot Market
Edible Oil Prices at key Markets:

Commodity	Centre	Prices (Per 10 Kg)		Change
		26-Jun-21	19-Jun-21	
Refined Soybean Oil	Indore	1285	1290	-5
	Indore (Soy Solvent Crude)	1210	1220	-10
	Mumbai	1310	1310	Unch
	Mumbai (Soy Degum)	1260	1240	20
	Kandla/Mundra	1275	1270	5
	Kandla/Mundra (Soy Degum)	1248	1230	18
	Kolkata	1310	1300	10
	Delhi	1460	0	1460
	Nagpur	1270	1270	Unch
	Rajkot	1330	1290	40
	Kota	1350	1300	50
	Hyderabad	NA	0	-
	Akola	1320	1320	Unch
	Amrawati	1315	1315	Unch
	Bundi	1360	1310	50
	Jalna	1260	1260	Unch
	Solapur	1265	1265	Unch
	Dhule	1250	1250	Unch
	Nanded	1255	1255	Unch
	Latur	1315	1315	Unch
	Argentina Crude Soya (CIF India) USD	1164	1165	-1
	Argentina Crude Soya (FOB)	1110	1070	40
	Soya Oil(Rot.)(Euro/MT FOB) (1000) GMT	1155	1155	Unch
Palm Oil*	Kandla (Crude Palm Oil)	1091	1054	37
	Kandla (RBD Palm oil)	1090	1060	30
	Kandla RBD Pamolein	1135	1125	10
	Kakinada (Crude Palm Oil)	1040	990	50
	Kakinada RBD Pamolein	1125	1135	-10
	Haldia Pamolein	1140	1130	10
	Chennai RBD Pamolein	1135	1135	Unch
	Chennai RBD Pamolein (Vitamin A&D Fortified)	1203	1231	-28
	Krishnapattanam RBD Pamolein	1130	1135	-5
	Mumbai RBD Pamolein	1175	1135	40
	Mangalore RBD Pamolein	1150	1150	Unch
	Tuticorin (RBD Palmolein)	#VALUE	0	-

		!		
	Mumbai (Refined)	1170	1135	35
	Rajkot (Refined)	1135	1110	25
	Chennai (Refined)	1135	1120	15
	Hyderabad (Refined)	1150	1125	25
	Delhi (Refined)	1326	1326	Unch
	PFAD (Kandla)	760	760	Unch
	RPS (Kandla)	860	840	20
	Superolien (Kandla)	1160	1140	20
	Superolien (Mumbai)	1200	1270	-70
	Kochi (RBD Palmolein)	1150	1135	15
	Krishnapattanam (Crude Palm Oil)	1040	990	50
	Mumbai (Crude Palm Oil)	1160	1160	Unch
	Kolkata (Crude Palm Oil)	1130	1130	Unch
	Palm Kernel Oil (1000) GMT	1470	1470	Unch
Refined Sunflower Oil	Chennai (Refined)	1320	1300	20
	Chennai (Crude)	1280	1220	60
	Mumbai (Refined)	1360	1310	50
	Mumbai (Expeller Oil)	1280	1250	30
	Kandla (Refined)	1410	1350	60
	Hyderabad (Refined)	1310	1300	10
	Hyderabad (Expeller)	1260	1220	40
	Latur (Refined)	1270	1295	-25
	Latur (Expeller Oil)	1180	1205	-25
	Chellakere (Expeller Oil)	1270	1240	30
	Erode (Expeller Oil)	1500	1480	20
	Kakinada (Refined)	1300	1285	15
	Krishna Pattanam (Refined)	1300	1285	15
	Delhi (Refined)	1700	1700	Unch
	Sun Oil (Rotterdam)	1620	1620	Unch
Groundnut Oil	Rajkot	1360	1400	-40
	Chennai	1360	1370	-10
	Delhi	1560	1560	Unch
	Hyderabad *	1350	1360	-10
	Mumbai	1400	1450	-50
	Gondal	1360	1400	-40
	Jamnagar	1350	1400	-50
	Gujarat GN Telia	2220	2250	-30
Rapeseed Oil/Mustard Oil	Jaipur (Expeller Oil)	1445	1355	90
	Jaipur (Kacchi Ghani Oil)	1470	1445	25

	Kota (Expeller Oil)	1420	1350	70
	Kota (Kacchi Ghani Oil)	1450	1420	30
	Neewai (Expeller Oil)	1420	1395	25
	Neewai (Kacchi Ghani Oil)	1450	1420	30
	Bharatpur (Kacchi Ghani Oil)	1420	1400	20
	Sri-Ganga Nagar(Exp Oil)	1410	1390	20
	Sri-Ganga Nagar (Kacchi Ghani Oil)	1450	1410	40
	Mumbai (Expeller Oil)	1390	1380	10
	Kolkata(Expeller Oil)	1660	1700	-40
	New Delhi (Expeller Oil)	1230	1230	Unch
	Hapur (Expeller Oil)	1420	1370	50
	Hapur (Kacchi Ghani Oil)	1450	1400	50
	Agra (Kacchi Ghani Oil)	1425	1405	20
	Nagpur (Expeller Oil)	1367	1367	Unch
Refined Cottonseed Oil	Rajkot	1360	1310	50
	Hyderabad	1310	1300	10
	Mumbai	1410	1320	90
	New Delhi	1260	1260	Unch
	Gujarat Cotton Wash	1320	1330	-10
Coconut Oil	Kangayan (Crude)	1720	1780	-60
	Cochin	1790	1780	10
	Coconut Oil(Rot.)(Phil/Indo)	1480	1480	Unch
Vanaspati Oil	Uttar Pradesh	1690	1690	Unch
	Kolkata	1600	1600	Unch
	Rajkot	1823	1823	Unch
Sesame Oil	New Delhi	1410	1410	Unch
	Mumbai	NA	0	-
Kardi	Mumbai	NA	0	-
Rice Bran Oil	New Delhi (40%)	985	985	Unch
	Punjab 4%)	1100	1140	-40
	Bhatinda (Crude 4%)	940	900	40
	Bhatinda (Refined 4%)	1055	1015	40
	Hyderabad (Crude)	980	900	80
	Hyderabad (Refined)	1170	1150	20
	Kolkata (Crude)	1070	1070	Unch
	Kolkata (Refined)	1170	1170	Unch
	Raipur (Crude)	1070	1000	70
	Raipur (Refined)	1230	1150	80
	Odisha (Refined)	1185	1130	55

	Vijayawada (Refined)	1090	1050	40
Malaysia Palmolein USD/MT	FOB	990	960	30
	CNF India	995	947	48
Indonesia CPO USD/MT	FOB	990	1000	-10
	CNF India	1030	1015	15
RBD Palm oil (Malaysia Origin USD/MT)	FOB	1068	1068	Unch
RBD Palm Stearin (Malaysia Origin USD/MT)	FOB	1055	1055	Unch
RBD Palm Kernel Oil (Malaysia Origin USD/MT)	FOB	1450	1450	Unch
Palm Fatty Acid Distillate (Malaysia Origin USD/MT)	FOB	980	980	Unch
Crude palm Kernel Oil India (USD/MT)	CNF India	1330	1420	-90
Ukraine Origin CSFO USD/MT Kandla	CIF	1250	1150	100
Rapeseed Oil Rotterdam Euro/MT	FOB	1080	1080	Unch
Argentina FOB (\$/MT)		25-Jun-21	18-Jun-21	Change
Crude Soybean Oil Ship		1076	1083	-7
Refined Soy Oil (Bulk) Ship		1114	1121	-7
Sunflower Oil Ship		1175	1200	-25
Cottonseed Oil Ship		1056	1063	-7
Refined Linseed Oil (Bulk) Ship		NA	0	-
* indicates including GST				

Note - Domestic edible oil prices are in Indian rupees per 10 Kg, CNF/FOB/CIF prices are in USD per tons except Rapeseed oil Rotterdam (Euro per tons).

Disclaimer

The information and opinions contained in the document have been compiled from sources believed to be reliable. The company does not warrant its accuracy, completeness and correctness. Use of data and information contained in this report is at your own risk. This document is not, and should not be construed as, an offer to sell or solicitation to buy any commodities. This document may not be reproduced, distributed or published, in whole or in part, by any recipient hereof for any purpose without prior permission from the Company. IASL and its affiliates and/or their officers, directors and employees may have positions in any commodities mentioned in this document (or in any related investment) and may from time to time add to or dispose of any such commodities (or investment). Please see the detailed disclaimer at <http://www.agriwatch.com/disclaimer.php> 2021 Indian Agribusiness Systems Ltd.